



We exist to provide outstanding opportunities through recreation for children and adults with disabilities.

November 17, 2021
10:30 a.m. Regular Meeting
Park Central Conference Room
3000 W. Central Road
Rolling Meadows, IL

AGENDA

- I. Call to Order
 - A. Roll Call

- II. Introduction of Guests:
 - A. Anne Kiwala – Superintendent of Development
 - B. Michelle Bins – PFM Investment Update

- III. Public Comment

- IV. Approval of Agenda

- V. Approval of Consent Agenda – Pages – 3-63
 - A. Approval of Minutes, September 29, 2021
 - B. NWSRA Financial Reports, October 31, 2021
 - 1. PFM Account Statement
 - 2. NWSRA & SLSF Organizational Cash Overview
 - 3. NWSRA Budget vs. Actual
 - 4. SLSF Budget vs. Actual
 - 5. NWSRA Balance Sheets
 - 6. SLSF Balance Sheets
 - 7. Benjamin F Edwards Account Statement
 - 8. 3rd Quarter Update
 - C. Warrant:
 - 1. #10 dated 10/31/21 - \$ 238,587.37
 - 2. #11 dated 11/17/21 - \$ 108,318.27
 - D. Bi-Weekly Payroll:
 - 1. 09/24/21 - \$92,153.74
 - 2. 10/01/21 - \$67.48
 - 3. 10/08/21 - \$102,903.69
 - 4. 10/22/21 - \$95,526.08
 - 5. 11/05/21 - \$99,685.98
 - E. ADA Compliance Projects:
 - 1. Elk Grove Park District – \$195,811.04
 - a. Pavilion – Routes and Surfaces – push button door entry upgrade - \$6,950
 - b. Hattendorf – Recreation Facilities/Routes and Surfaces - \$62,999
 - c. Hattendorf – Communications - \$13,934.54
 - d. Community Athletic Fields – Routes and Surfaces - \$57,056
 - e. Administration – Transportation - \$54,871.50
 - 2. Mount Prospect Park District – \$79,682.06

An extension of the local park districts serving

Arlington Heights • Bartlett • Buffalo Grove • Elk Grove • Hanover Park • Hoffman Estates • Inverness • Mount Prospect
Palatine • Prospect Heights • River Trails • Rolling Meadows • Salt Creek • Schaumburg • South Barrington • Streamwood • Wheeling

- a. Westbrook School – Playgrounds, Climber Replacement and transfer station - \$2,240.50
 - b. Golf Club – Communications – GPS - \$7,071.56
 - c. Golf Club – Facilities - Golf Cart - \$69,370
 - d. Community Center – Assembly Areas – ADA compliant viewing - \$1,000
 - 3. Palatine Park District - \$279,159
 - a. Maple Park – Recreation Facilities/Routes and Surfaces

- VI. Correspondence
 - A. Written
 - B. Oral

- VII. Staff Reports – Pages – 64-72
 - A. Program Report
 - B. Marketing and P/R Report
 - C. SLSF
 - 1. Holiday Luncheon Update
 - D. Directors Report – Oral

- VIII. Old Business – Pages 73-82
 - A. Health/Merit Survey Update
 - B. Other

- IX. New Business – Pages – 83-93
 - A. PFM – Investment Update – Michelle Bins
 - B. Park District Staff Member Benefits Usage/NWSRA Member District Staff Benefits
 - C. Surplus Ordinance O2021-1
 - D. Bus Bids
 - E. Transportation Bids
 - F. Other

- X. Information/Action Items – Pages – 94-97
 - A. Personnel Committee Update
 - 1. Minutes
 - 2. Staff Updates
 - 3. Proposed Salary Ranges
 - 4. Part-Time Salary Ranges
 - 5. Proposed Health Insurance
 - 6. Merit Pool
 - B. Finance Committee Update
 - 1. Minutes
 - 2. Proposed Budget Documents and Assumptions
 - 3. PYE2021 Budget Summary
 - 4. Proposed FY2022 Budget Summary
 - 5. NWSRA Policy Updates
 - a. Capital Policy
 - b. Fund Balance Policy
 - C. IMRF Contribution Rate 2022
 - D. NWSRA 2022 Committees
 - E. 2022 Board Meeting Schedule
 - F. Other

- XI. Closed Session

- XII. Action as a result of Closed Session

- XIII. Adjournment

An extension of the local park districts serving

Arlington Heights • Bartlett • Buffalo Grove • Elk Grove • Hanover Park • Hoffman Estates • Inverness • Mount Prospect
 Palatine • Prospect Heights • River Trails • Rolling Meadows • Salt Creek • Schaumburg • South Barrington • Streamwood • Wheeling

V. Consent Agenda

[Return to Home](#)

**MINUTES OF THE REGULAR MEETING OF THE BOARD OF TRUSTEES OF
THE NORTHWEST SPECIAL RECREATION ASSOCIATION
HELD AT NWSRA ADMINISTRATIVE OFFICES AT
3000 CENTRAL ROAD, ROLLING MEADOWS, IL
ON THE 29th DAY OF SEPTEMBER 2021 AT 10:30 A.M.**

Chairman Fahnstrom called the meeting to order at 10:41 a.m.. Administrative Manager Vasalos took roll call. The following members of the Board were present: Brian Meyer, Arlington Heights Park District; Ryan Risinger, Buffalo Grove Park District; Ben Curcio, Elk Grove Park District; Bob O'Brien, Hanover Park Park District; Craig Talsma, Hoffman Estates Park District; Jim Jarog, Mount Prospect Park District; Mike Clark, Palatine Park District; Christina Ferraro, Prospect Heights Park District; Bret Fahnstrom, River Trails Park District; Kevin Romejko, Rolling Meadows Park District; Diane Hilgers, Salt Creek Park District; Tony LaFrener, Schaumburg Park District; Jay Morgan, South Barrington Park District; Jeff Janda, Streamwood Park District;

Absent: Rita Fletcher, Robert Dowling, and Jan Buchs

Also present: Tracey Crawford, Executive Director; Brian Selders, Superintendent of Communications and IT; Cathy Splett, Superintendent of Development; Andrea Griffin and Rachel Hubsch, Superintendents of Recreation; Miranda Woodard, Accounting Manager; Zoi Council, Intern; Recreation Specialists Celine Ehert, Tania Meza-Sanchez, Miranda Marfilus, Samantha Tabert and Lauren Otteman; Manager, Alexis Bell; Coordinators, Danielle Olson, Sarah Cuthbert and Adrienne Adkins; Support Services Coordinator, Ethen Frierson; Operations Coordinator, Josh Ruston; Graphics Communications Coordinator, Erika Flores; IT Services Coordinator, Devin Morrison; and Superintendent of Marketing and Communications, Tom Draper

Introduction of Guests

Chairman Fahnstrom introduced the guests and each one gave a brief introduction.

Public Comment

None

Approval of Agenda

Chairman Fahnstrom asked for a motion to approve the agenda dated September 29, 2021. Director Janda made the motion and Director O'Brien seconded the motion to approve the agenda dated September 29, 2021. Upon voice vote the motion was carried.

Approval of Consent Agenda

Chairman Fahnstrom called for a motion to approve the Consent Agenda of September 29, 2021. Director Janda made the motion and Director LaFrener seconded the motion to approve the Consent Agenda dated September 29, 2021 with the correction in the minutes to reflect during a normal "PreCovid" year 65% of the budget is used for staffing costs. Upon roll being called the vote was as follows:

AYA: Brian Meyer, Ryan Risinger, Ben Curcio, Bob O'Brien, Craig Talsma, Jim Jarog, Mike Clark, Christina Ferraro, Bret Fahnstrom, Kevin Romejko, Diane Hilgers, Tony LaFrener, Jay Morgan and Jeff Janda

NAY: None

The motion carried.

Correspondence

Director Crawford reviewed the Correspondence.

Staff Reports

Program Report

Superintendent Hubsch shared a story about NWSRA participants in regarding sensory friendly concerts in Schaumburg. A special event for camp and Pursuit was created which lead to sensory aids at the Schaumburg Theatre.

Marketing and PR Report/Outreach

Superintendent Selders reported that they are preparing and working on outreach and starting to work on the Gala as well as finishing up the golf outings. He also reported that he will be finalizing the strategic plan with campfire concepts. He has been busy training Tom and Devin to make the transition smooth for his final days at NWSRA. Chairman Fahnstrom thanked Brian for his time at NWSRA and wished him luck on his future endeavors.

SLSF

Director Crawford informed the Board that Superintendent Splett has moved on to a new endeavor with NSSRA. She is happy to report that her replacement has been hired and will start the first week of October. There were no questions regarding the SLSF reports in the Board packet.

Director's Report

Executive Director Crawford informed the Board that she has been posting openings with the ATRA job board. This has given NWSRA national exposure and has allowed filling positions from all over the country. She also announced that she is celebrating her 10-year anniversary this year, and is grateful to the Board for the support over the last 10 years. Director Crawford reported to the Board that two of the buses have had vandalism with the theft of the catalytic converters. This is an ongoing problem in the area and to combat this, cages have been installed on the buses to try to prevent any additional theft.

Old Business

NWSRA Programming Space 6

Superintendent Griffin reported that the bids will be reviewed at Hoffman Estates Park District and will be brought to the Hoffman Estates Board for approval. The programming space is expected to open in March of 2022.

2021 Member District Annual Assessment Approval

Executive Director Crawford stated that NWSRA has received 15 approved Resolutions of the MDAA from member districts. Chairman Fahnstrom called for a motion to approve the 2022 Member District Annual Assessment. Director Risinger made the motion and Director Janda

seconded the motion the motion to approve the MDAA as presented. Upon roll being called the vote was as follows:

AYA: Brian Meyer, Ryan Risinger, Ben Curcio, Bob O'Brien, Craig Talsma, Jim Jarog, Mike Clark, Christina Ferraro, Bret Fahnstrom, Kevin Romejko, Diane Hilgers, Tony LaFrenera, Jay Morgan and Jeff Janda

NAY: None

The motion carried.

New Business

None

Adjournment

After no further business, Chairman Fahnstrom called for a motion to adjourn. Director Janda made the motion and Director Risinger seconded the motion to adjourn the September 29, 2021 meeting at 11:20 am. Upon voice vote the motion was carried.

Secretary



Account Statement - Transaction Summary

For the Month Ending **September 30, 2021**

NORTHWEST SPECIAL RECREATION ASSOCIATION - INVESTMENT HOLDING ACCOUNT ~~XXXX~~ ~~XXXX~~

Illinois Portfolio, IPDLAF+ Class	
Opening Market Value	18,709.61
Purchases	250,712.40
Redemptions	(250,180.14)
Unsettled Trades	0.00
Change in Value	0.00

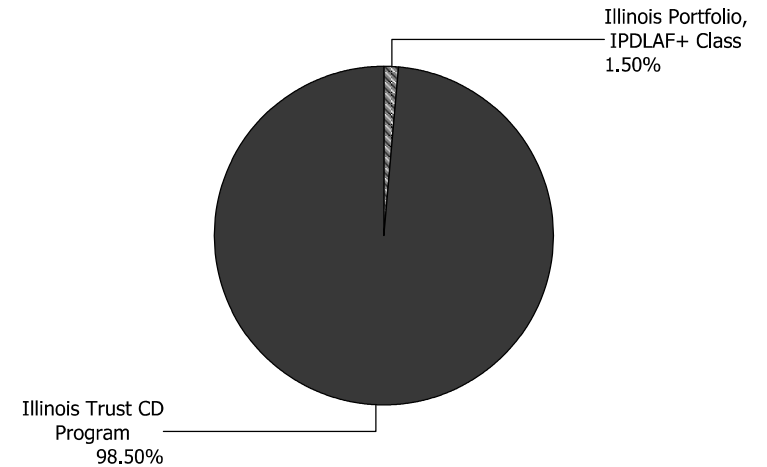
Closing Market Value	\$19,241.87
Cash Dividends and Income	0.33

Illinois Trust CD Program	
Opening Market Value	1,265,000.00
Purchases	250,000.00
Redemptions	(250,000.00)
Unsettled Trades	0.00
Change in Value	0.00

Closing Market Value	\$1,265,000.00
Cash Dividends and Income	700.00

Asset Summary		
	September 30, 2021	August 31, 2021
Illinois Portfolio, IPDLAF+ Class	19,241.87	18,709.61
Illinois Trust CD Program	1,265,000.00	1,265,000.00
Total	\$1,284,241.87	\$1,283,709.61

Asset Allocation	
-------------------------	--





Account Statement - Transaction Summary

For the Month Ending **October 31, 2021**

NORTHWEST SPECIAL RECREATION ASSOCIATION - INVESTMENT HOLDING ACCOUNT - ~~4669~~

Illinois Portfolio, IPDLAF+ Class	
Opening Market Value	19,241.87
Purchases	0.26
Redemptions	(134.78)
Unsettled Trades	0.00
Change in Value	0.00

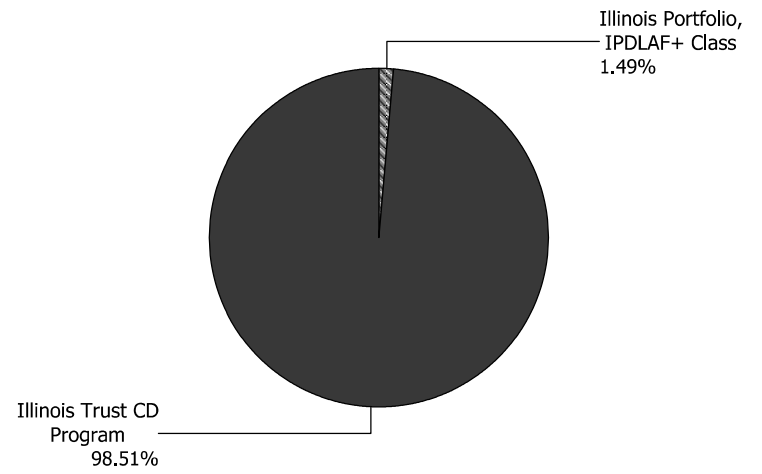
Closing Market Value	\$19,107.35
Cash Dividends and Income	0.26

Illinois Trust CD Program	
Opening Market Value	1,265,000.00
Purchases	0.00
Redemptions	0.00
Unsettled Trades	0.00
Change in Value	0.00

Closing Market Value	\$1,265,000.00
Cash Dividends and Income	0.00

Asset Summary		
	October 31, 2021	September 30, 2021
Illinois Portfolio, IPDLAF+ Class	19,107.35	19,241.87
Illinois Trust CD Program	1,265,000.00	1,265,000.00
Total	\$1,284,107.35	\$1,284,241.87

Asset Allocation



NORTHWEST SPECIAL RECREATION ASSOCIATION
SPECIAL LEISURE SERVICES FOUNDATION

ORGANIZATIONAL CASH OVERVIEW SEPTEMBER 30, 2021

	<u>NWSRA</u>	<u>SLSF</u>	<u>TOTAL</u>
<u>WORKING CASH</u>			
PETTY CASH	\$ 500	\$ 150	\$ 650
BSN CHECKING (Village Bank & Trust)	180,566	297,927	478,492
OPER/MMA (Village Bank & Trust)	2,687,788	253,467	2,941,255
IPDLAF	13,401		13,401
FLEX SPENDING CHECKING	3,970		3,970
CASH BANKS	<u>0</u>	<u>0</u>	<u>0</u>
TOTAL	2,886,225	551,544	3,437,768
<u>RESERVES: INVESTMENTS</u>			
BF EDWARDS		1,244,709	1,244,709
PFM Asset Management	1,284,242		1,284,242
TOTAL	<u>1,284,242</u>	<u>1,244,709</u>	<u>2,528,951</u>
<u>RESERVES:</u>			
<u>OPERATING</u>			
<u>CAPITAL</u>			
MAX SAFE 1 (Village Bank & Trust)	1,980,982		1,980,982
MAX SAFE 2 (Village Bank & Trust)	<u>0</u>		<u>0</u>
TOTAL	1,980,982		1,980,982
<u>TOTAL CASH & RESERVES</u>			
September 30, 2021	<u>\$ 6,151,449</u>	<u>\$ 1,796,253</u>	<u>\$ 7,947,701</u>
<u>TOTAL CASH & RESERVES</u>			
September 30, 2020	\$ 2,306,533	\$ 454,975	\$ 2,761,508
CASH	1,505,537		\$ 1,505,537
RESERVES - OPER	474,353		\$ 474,353
RESERVES - CAP	1,271,807	1,070,996	\$ 2,342,803
RESERVES - INVEST	<u>\$ 5,558,230</u>	<u>\$ 1,525,971</u>	<u>\$ 7,084,201</u>

NORTHWEST SPECIAL RECREATION ASSOCIATION
SPECIAL LEISURE SERVICES FOUNDATION

ORGANIZATIONAL CASH OVERVIEW OCTOBER 31, 2021

	<u>NWSRA</u>	<u>SLSF</u>	<u>TOTAL</u>
<u>WORKING CASH</u>			
PETTY CASH	\$ 500	\$ 150	\$ 650
BSN CHECKING (Village Bank & Trust)	190,505	293,164	483,668
OPER/MMA (Village Bank & Trust)	2,524,145	253,471	2,777,616
IPDLAF	34,720		34,720
FLEX SPENDING CHECKING	1,337		1,337
CASH BANKS	0	0	0
TOTAL	2,751,206	546,785	3,297,992
<u>RESERVES: INVESTMENTS</u>			
BF EDWARDS		1,291,174	1,291,174
PFM Asset Management	1,284,107		1,284,107
TOTAL	1,284,107	1,291,174	2,575,282
<u>RESERVES:</u>			
<u>OPERATING</u>			
<u>CAPITAL</u>			
MAX SAFE 1 (Village Bank & Trust)	1,981,025		1,981,025
MAX SAFE 2 (Village Bank & Trust)	0		0
TOTAL	1,981,025		1,981,025
<u>TOTAL CASH & RESERVES</u>			
October 31, 2021	\$ 6,016,339	\$ 1,837,960	\$ 7,854,299
 <u>TOTAL CASH & RESERVES</u>			
October 31, 2020			
CASH	\$ 2,079,070	\$ 446,236	\$ 2,525,306
RESERVES - OPER	1,505,663		\$ 1,505,663
RESERVES - CAP	474,393		\$ 474,393
RESERVES - INVEST	1,273,240	1,055,171	\$ 2,328,411
	\$ 5,332,366	\$ 1,501,407	\$ 6,833,773

NORTHWEST SPECIAL RECREATION ASSOCIATION
 BUDGET VS ACTUAL and CASH BALANCE

SEPTEMBER 30, 2021

(A) BUDGET
 VS ACTUAL

MONTH	REVENUE			EXPENSES			EXCESS REVENUE (EXPENSE)		
	BUDGET	ACTUAL	OVER (UNDER)	BUDGET	ACTUAL	OVER (UNDER)	BUDGET	ACTUAL	OVER (UNDER)
January	616,554	763,759	147,205	417,633	257,681	(159,952)	198,921	506,078	307,157
February	390,463	29,576	(360,886)	421,113	246,919	(174,194)	(30,650)	(217,342)	(186,692)
March	518,662	354,019	(164,643)	421,344	221,396	(199,947)	97,318	132,623	35,304
April	376,821	239,873	(136,948)	421,493	330,239	(91,254)	(44,672)	(90,366)	(45,694)
May	1,139,647	878,751	(260,896)	424,234	287,121	(137,112)	715,413	591,630	(123,783)
June	640,349	463,438	(176,911)	429,992	384,129	(45,863)	210,357	79,309	(131,048)
July	31,662	458,392	426,729	424,857	616,416	191,558	(393,195)	(158,024)	235,171
August	278,463	208,117	(70,346)	422,278	391,775	(30,503)	(143,815)	(183,658)	(39,842)
September	122,245	235,278	113,033	429,451	364,359	(65,092)	(307,206)	(129,081)	178,125
October	564,411		(564,411)	427,345		(427,345)	137,066	0	(137,066)
November	471,119		(471,119)	430,048		(430,048)	41,071	0	(41,071)
December	175,191		(175,191)	413,604		(413,604)	(238,413)	0	238,413
TOTAL YTD	4,114,866	3,631,204	(483,662)	3,812,394	3,100,035	(712,359)	302,471	531,169	228,697

(B) CASH BALANCE

MONTH	BEGINNING OF	EXCESS REV.	NON-CASH	NON CASH	BALANCE SHEET	END OF
	MONTH	(EXP.) FOR MONTH	REVENUE	EXPENSES	TRANSACTIONS	MONTH
January	5,749,319	506,078	0	(15,146)	(91,282) a.	6,148,970
February	6,148,970	(217,342)	(19,318)	20,943	(22,435) a.	5,910,817
March	5,910,817	132,623	(4,131)	(21,893)	3,466 a.	6,020,882
April	6,020,882	(90,366)	0	11,929	625 a.	5,943,071
May	5,943,071	591,630	0	7,160	(19,508) a.	6,522,353
June	6,522,353	79,309	0	5,562	(5,037) a.	6,602,187
July	6,602,187	(158,024)	0	(21,246)	53,142 a.	6,476,059
August	6,476,059	(183,658)	0	3,259	(2,668) a.	6,292,992
September	6,292,992	(129,081)	0	13,567	(12,572) a.	6,164,907
October	6,164,907	0			a.	6,164,907
November	6,164,907	0			a.	6,164,907
December	6,164,907	0			a.	6,164,907

a. FSA Withholding / Payments and collected key security deposits.

NORTHWEST SPECIAL RECREATION ASSOCIATION
 BUDGET VS ACTUAL and CASH BALANCE

OCTOBER 31, 2021

**(A) BUDGET
 VS ACTUAL**

MONTH	REVENUE			EXPENSES			EXCESS REVENUE (EXPENSE)		
	BUDGET	ACTUAL	OVER (UNDER)	BUDGET	ACTUAL	OVER (UNDER)	BUDGET	ACTUAL	OVER (UNDER)
January	616,554	763,759	147,205	417,633	257,681	(159,952)	198,921	506,078	307,157
February	390,463	29,576	(360,886)	421,113	246,919	(174,194)	(30,650)	(217,342)	(186,692)
March	518,662	354,019	(164,643)	421,344	221,396	(199,947)	97,318	132,623	35,304
April	376,821	239,873	(136,948)	421,493	330,239	(91,254)	(44,672)	(90,366)	(45,694)
May	1,139,647	878,751	(260,896)	424,234	287,121	(137,112)	715,413	591,630	(123,783)
June	640,349	463,438	(176,911)	429,992	384,129	(45,863)	210,357	79,309	(131,048)
July	31,662	458,392	426,729	424,857	616,416	191,558	(393,195)	(158,024)	235,171
August	278,463	208,117	(70,346)	422,278	391,775	(30,503)	(143,815)	(183,658)	(39,843)
September	122,245	235,278	113,033	429,451	364,359	(65,092)	(307,206)	(129,081)	178,125
October	564,411	189,515	(374,896)	427,345	359,898	(67,447)	137,066	(170,383)	(307,449)
November	471,119		(471,119)	430,048		(430,048)	41,071	0	(41,071)
December	175,191		(175,191)	413,604		(413,604)	(238,413)	0	238,413
TOTAL YTD	4,679,277	3,820,718	(858,558)	4,239,739	3,459,933	(779,806)	439,537	360,785	(78,752)

(B) CASH BALANCE

MONTH	BEGINNING OF	EXCESS REV.	NON-CASH	NON CASH	BALANCE SHEET	END OF
	MONTH	(EXP.) FOR MONTH	REVENUE	EXPENSES	TRANSACTIONS	MONTH
January	5,749,319	506,078	0	(15,146)	(91,282) a.	6,148,970
February	6,148,970	(217,342)	(19,318)	20,943	(22,435) a.	5,910,817
March	5,910,817	132,623	(4,131)	(21,893)	3,466 a.	6,020,882
April	6,020,882	(90,366)	0	11,929	625 a.	5,943,071
May	5,943,071	591,630	0	7,160	(19,508) a.	6,522,353
June	6,522,353	79,309	0	13,245	(18,141) a.	6,596,766
July	6,596,766	(158,024)	0	(21,246)	48,646 a.	6,466,141
August	6,466,141	(183,658)	0	3,259	(2,668) a.	6,283,075
September	6,283,075	(129,081)	0	17,586	(17,773) a.	6,153,807
October	6,153,807	(170,383)	0	5,442	27,073 a.	6,015,940
November	6,015,940	0				6,015,940
December	6,015,940	0				6,015,940

a. FSA Withholding / Payments and collected key security deposits.

SPECIAL LEISURE SERVICES FOUNDATION

BUDGET VS ACTUAL - SUMMARY BY TYPE

NINE MONTHS ENDING SEPTEMBER 30, 2021

	2021			2020 PRIOR YR ACTUAL
	ACTUAL	BUDGET	OVER (UNDER)	
<u>REVENUE</u>				
GRANTS	\$ 65,250	\$ 61,833	\$ 3,417	\$ 62,000
RESTRICTED FUNDRAISING	64,879	35,650	29,229	18,781
RESTRICTED DONATIONS	3,534	4,875	(1,341)	4,657
UNRESTRICTED FUNDRAISING	161,574	135,485	26,089	124,480
UNRESTRICTED DONATIONS	43,441	52,100	(8,659)	41,981
INVESTMENT TRANSFER	0	0	0	0
TOTAL REVENUE	338,678	289,943	48,734	251,899
<u>EXPENDITURES</u>				
ADMINISTRATION	23,205	27,750	(4,545)	19,418
RESTRICTED FUNDRAISING	11,423	7,450	3,973	3,149
UNRESTRICTED FUNDRAISING	24,219	39,810	(15,591)	33,192
GRANTS GIVEN	51,265	80,333	(29,068)	144,353
TOTAL EXPENSES	110,112	155,343	(45,231)	200,111
<u>OPERATING</u>				
EXCESS REVENUE (EXPENSES)	228,566	134,600	93,966	51,788
<u>INVESTMENT INCOME (LOSS) *</u>	83,146	375	82,771	34,037
<u>NET EXCESS REVENUE (EXPENSE)</u>	\$ 311,712	\$ 134,975	\$ 176,737	\$ 85,825

*includes BF Edwards Investment Income and Interest Income from BAC account

SPECIAL LEISURE SERVICES FOUNDATION

BUDGET VS ACTUAL and CASH BALANCE

SEPTEMBER 30, 2021

(A) BUDGET VS ACTUAL	REVENUE			EXPENSES			EXCESS REVENUE (EXPENSE)		
	MONTH	BUDGET	ACTUAL	OVER (UNDER)	BUDGET	ACTUAL	OVER (UNDER)	BUDGET	ACTUAL
January	24,017	32,677	8,660	6,900	5,299	(1,601)	17,117	27,378	10,261
February	28,980	35,200	6,220	7,775	5,764	(2,011)	21,205	29,436	8,231
March	19,705	50,310	30,605	5,530	908	(4,622)	14,175	49,402	35,227
April	27,072	47,090	20,017	8,175	4,335	(3,840)	18,897	42,755	23,858
May	40,222	25,548	(14,674)	89,883	57,330	(32,553)	(49,661)	(31,781)	17,880
June	32,756	75,868	43,112	19,700	9,221	(10,479)	13,056	66,647	53,592
July	31,322	47,333	16,011	1,925	1,738	(187)	29,397	45,595	16,198
August	42,272	67,350	25,078	7,543	13,020	5,477	34,729	54,330	19,601
September	43,972	40,447	(3,525)	7,912	12,497	4,585	36,060	27,950	(8,110)
October	32,222		(32,222)	159,193		(159,193)	(126,971)	0	126,971
November	28,972		(28,972)	18,385		(18,385)	10,587	0	(10,587)
December	23,772		(23,772)	40,144		(40,144)	(16,372)	0	16,372
TOTAL YTD	290,318	421,824	131,505	155,343	110,112	(45,231)	134,975	311,712	176,737

(B) CASH BALANCE	BEGINNING OF MONTH	EXCESS REV. (EXP.) FOR MONTH	NON-CASH REVENUE	NON CASH EXPENSES	BALANCE SHEET TRANSACTIONS	END OF MONTH
January	1,485,353	27,378	0	0	70	1,512,801
February	1,512,801	29,436	0	0	183	1,542,420
March	1,542,420	49,402	0	0	525	1,592,346
April	1,592,346	42,755	0	0	(175)	1,634,926
May	1,634,926	(31,781)	0	0	0	1,603,145
June	1,603,145	66,647	0	0	(33)	1,669,759
July	1,669,759	45,595	0	0	(1,354)	1,714,000
August	1,714,000	54,330	0	0	287	1,768,617
September	1,768,617	27,950	0	0	169	1,796,736
October	1,796,736	0				1,796,736
November	1,796,736	0				1,796,736
December	1,796,736	0				1,796,736

SPECIAL LEISURE SERVICES FOUNDATION

BUDGET VS ACTUAL - SUMMARY BY TYPE

TEN MONTHS ENDING OCTOBER 31, 2021

	<u>2021</u>			<u>2020</u> <u>PRIOR YR ACTUAL</u>
	<u>ACTUAL</u>	<u>BUDGET</u>	<u>OVER</u> <u>(UNDER)</u>	
<u>REVENUE</u>				
GRANTS	\$ 65,250	\$ 68,889	\$ (3,639)	\$ 62,833
RESTRICTED FUNDRAISING	64,879	35,900	28,979	18,781
RESTRICTED DONATIONS	4,717	5,083	(367)	4,657
UNRESTRICTED FUNDRAISING	173,929	154,985	18,944	152,699
UNRESTRICTED DONATIONS	46,012	57,267	(11,255)	47,669
INVESTMENT TRANSFER	<u>0</u>	<u>0</u>	<u>0</u>	<u>0</u>
TOTAL REVENUE	<u>354,787</u>	<u>322,124</u>	<u>32,663</u>	<u>286,639</u>
<u>EXPENDITURES</u>				
ADMINISTRATION	25,402	32,025	(6,623)	22,191
RESTRICTED FUNDRAISING	11,423	7,450	3,973	3,149
UNRESTRICTED FUNDRAISING	38,209	48,395	(10,186)	40,174
GRANTS GIVEN	<u>51,265</u>	<u>226,666</u>	<u>(175,401)</u>	<u>182,735</u>
TOTAL EXPENSES	<u>126,299</u>	<u>314,536</u>	<u>(188,237)</u>	<u>248,249</u>
<u>OPERATING</u>				
EXCESS REVENUE (EXPENSES)	<u>228,488</u>	<u>7,588</u>	<u>220,900</u>	<u>38,390</u>
<u>INVESTMENT INCOME (LOSS) *</u>				
	129,696	417	129,279	18,572
<u>NET EXCESS REVENUE (EXPENSE)</u>				
	<u>\$ 358,184</u>	<u>\$ 8,005</u>	<u>\$ 350,179</u>	<u>\$ 56,963</u>

*includes BF Edwards Investment Income and Interest Income from BAC account

SPECIAL LEISURE SERVICES FOUNDATION

BUDGET VS ACTUAL and CASH BALANCE

OCTOBER 31, 2021

(A) BUDGET VS ACTUAL	REVENUE			EXPENSES			EXCESS REVENUE (EXPENSE)		
	MONTH	BUDGET	ACTUAL	OVER (UNDER)	BUDGET	ACTUAL	OVER (UNDER)	BUDGET	ACTUAL
January	24,017	32,677	8,660	6,900	5,299	(1,601)	17,117	27,378	10,261
February	28,980	35,200	6,220	7,775	5,764	(2,011)	21,205	29,436	8,231
March	19,705	50,310	30,605	5,530	908	(4,622)	14,175	49,402	35,227
April	27,072	47,090	20,017	8,175	4,335	(3,840)	18,897	42,755	23,858
May	40,222	25,548	(14,674)	89,883	57,330	(32,553)	(49,661)	(31,781)	17,880
June	32,756	75,868	43,112	19,700	9,221	(10,479)	13,056	66,647	53,592
July	31,322	47,333	16,011	1,925	1,738	(187)	29,397	45,595	16,198
August	42,272	67,350	25,078	7,543	13,020	5,477	34,729	54,330	19,601
September	43,972	40,447	(3,525)	7,912	12,497	4,585	36,060	27,950	(8,110)
October	32,222	62,659	30,437	159,193	16,187	(143,006)	(126,971)	46,472	173,443
November	28,972	(28,972)	18,385	18,385		(18,385)	10,587	0	(10,587)
December	23,772	(23,772)	40,144	40,144		(40,144)	(16,372)	0	16,372
TOTAL YTD	322,541	484,483	161,942	314,536	126,299	(188,237)	8,005	358,184	350,179

(B) CASH BALANCE	BEGINNING OF	EXCESS REV.	NON-CASH	NON CASH	BALANCE SHEET	END OF
	MONTH	(EXP.) FOR MONTH	REVENUE	EXPENSES	TRANSACTIONS	MONTH
January	1,485,353	27,378	0	0	70	1,512,801
February	1,512,801	29,436	0	0	183	1,542,420
March	1,542,420	49,402	0	0	525	1,592,346
April	1,592,346	42,755	0	0	(175)	1,634,926
May	1,634,926	(31,781)	0	0	0	1,603,145
June	1,603,145	66,647	0	0	(33)	1,669,759
July	1,669,759	45,595	0	0	(1,354)	1,714,000
August	1,714,000	54,330	0	0	287	1,768,617
September	1,768,617	27,950	0	0	169	1,796,736
October	1,796,736	46,472	0	0	(3,140)	1,840,068
November	1,840,068	0				1,840,068
December	1,840,068	0				1,840,068

Balance Sheet

11/08/21

As of September 30, 2021

Accrual Basis

	<u>Sep 30, 21</u>
ASSETS	
Current Assets	
Checking/Savings	
10100 · Flex Spending - Benefit	3,969.78
10300 · Petty Cash	500.00
10600 · Operating	180,565.97
10700 · IPDLAF - PCard	13,401.26
11200 · PFM Investments Hold Account	
11210 · PFM Investments CD Program	1,265,000.00
11200 · PFM Investments Hold Account - Other	19,241.87
Total 11200 · PFM Investments Hold Account	<u>1,284,241.87</u>
11500 · Operating 2	2,687,787.99
11650 · Capital Reserve (Village B&T)	1,980,982.15
11800 · Credit Card - American Express	2,059.50
11810 · Credit Card - Discover	-305.00
11820 · Credit Card - MasterCard	-2,897.25
11830 · Credit Card - Visa	4,088.13
11840 · MC/VISA On-Line	-587.00
Total Checking/Savings	<u>6,153,807.40</u>
Accounts Receivable	
12000 · Accounts Receivable	28,719.10
Total Accounts Receivable	<u>28,719.10</u>
Other Current Assets	
12100 · INTEREST RECEIVABLE	1,113.79
12200 · PREPAID EXPENSES	999.35
12300 · Prepaid Lease	15,000.00
Total Other Current Assets	<u>17,113.14</u>
Total Current Assets	<u>6,199,639.64</u>
Fixed Assets	
13050 · Buildings	1,006,000.00
13060 · Building Improvements	337,019.00
13070 · Parking Lot	71,730.00
13100 · Equipment	733,692.23
13110 · Accum.Depre- Equipment	-354,540.57
13200 · Transportation Equipment	1,261,025.00
13210 · Accum.Depre.	-1,543,850.76
Total Fixed Assets	<u>1,511,074.90</u>
TOTAL ASSETS	<u><u>7,710,714.54</u></u>
LIABILITIES & EQUITY	
Liabilities	
Current Liabilities	
Accounts Payable	
21200 · Accounts Payable	1,932.56
Total Accounts Payable	<u>1,932.56</u>
Credit Cards	
BMO Harris P-Card	49,202.48
Total Credit Cards	<u>49,202.48</u>
Other Current Liabilities	
2110 · Direct Deposit Liabilities	-1,774.57
21100 · Anticipated Refunds - Prog Fees	12,376.20

Balance Sheet

As of September 30, 2021

	<u>Sep 30, 21</u>
21500 · Payroll Liabilities	
21510 · Employee Taxes	-1,293.19
21520 · EE 457B Contributions - NTWD	2,226.77
21540 · IMRF - Employer Portion/Expense	-555.61
22100 · EE FSA Depend & Med	9,906.74
22200 · EE 457b Contributions - AFLAC	821.63
22300 · EE 457b Contributions - ICMA RC	622.77
	<hr/>
Total 21500 · Payroll Liabilities	11,729.11
21600 · Security Deposits	250.00
21700 · Unclaimed Payroll/Property	-1,978.49
22000 · Accrued Payroll	32,160.15
	<hr/>
Total Other Current Liabilities	52,762.40
	<hr/>
Total Current Liabilities	103,897.44
Long Term Liabilities	
22500 · ACCRUED VACATION	105,217.68
	<hr/>
Total Long Term Liabilities	105,217.68
	<hr/>
Total Liabilities	209,115.12
Equity	
29500 · Retained Earnings	5,459,356.80
29550 · INVESTMENT IN CAPITAL ASSETS	1,511,073.90
Net Income	531,168.72
	<hr/>
Total Equity	7,501,599.42
	<hr/>
TOTAL LIABILITIES & EQUITY	<u>7,710,714.54</u>

Balance Sheet

As of October 31, 2021

	<u>Oct 31, 21</u>
ASSETS	
Current Assets	
Checking/Savings	
10100 · Flex Spending - Benefit	1,336.52
10300 · Petty Cash	500.00
10600 · Operating	190,505.06
10700 · IPDLAF - PCard	34,719.75
11200 · PFM Investments Hold Account	
11210 · PFM Investments CD Program	1,265,000.00
11200 · PFM Investments Hold Account - Other	19,107.35
Total 11200 · PFM Investments Hold Account	<u>1,284,107.35</u>
11500 · Operating 2	2,524,144.92
11650 · Capital Reserve (Village B&T)	1,981,025.13
11800 · Credit Card - American Express	1,723.50
11810 · Credit Card - Discover	-273.00
11820 · Credit Card - MasterCard	-3,229.25
11830 · Credit Card - Visa	2,271.25
11840 · MC/VISA On-Line	-891.00
Total Checking/Savings	<u>6,015,940.23</u>
Accounts Receivable	
12000 · Accounts Receivable	2,692.75
Total Accounts Receivable	<u>2,692.75</u>
Other Current Assets	
12100 · INTEREST RECEIVABLE	1,380.46
12200 · PREPAID EXPENSES	646.00
12300 · Prepaid Lease	10,000.00
Total Other Current Assets	<u>12,026.46</u>
Total Current Assets	<u>6,030,659.44</u>
Fixed Assets	
13050 · Buildings	1,006,000.00
13060 · Building Improvements	337,019.00
13070 · Parking Lot	71,730.00
13100 · Equipment	733,692.23
13110 · Accum.Depre- Equipment	-354,540.57
13200 · Transportation Equipment	1,261,025.00
13210 · Accum.Depre.	-1,543,850.76
Total Fixed Assets	<u>1,511,074.90</u>
TOTAL ASSETS	<u><u>7,541,734.34</u></u>
LIABILITIES & EQUITY	
Liabilities	
Current Liabilities	
Accounts Payable	
21200 · Accounts Payable	1,658.33
Total Accounts Payable	<u>1,658.33</u>
Credit Cards	
BMO Harris P-Card	49,291.51
Total Credit Cards	<u>49,291.51</u>
Other Current Liabilities	
2110 · Direct Deposit Liabilities	-1,774.57
21100 · Anticipated Refunds - Prog Fees	12,376.20

Northwest Special Recreation Association

Balance Sheet

11/09/21

As of October 31, 2021

Accrual Basis

	<u>Oct 31, 21</u>
21500 · Payroll Liabilities	
21510 · Employee Taxes	-1,330.56
21520 · EE 457B Contributions - NTWD	1,496.01
21540 · IMRF - Employer Portion/Expense	888.74
22100 · EE FSA Depend & Med	8,656.25
22200 · EE 457b Contributions - AFLAC	821.63
22300 · EE 457b Contributions - ICMA RC	622.71
	<hr/>
Total 21500 · Payroll Liabilities	11,154.78
21600 · Security Deposits	250.00
21700 · Unclaimed Payroll/Property	183.75
22000 · Accrued Payroll	32,160.15
	<hr/>
Total Other Current Liabilities	54,350.31
	<hr/>
Total Current Liabilities	105,300.15
Long Term Liabilities	
22500 · ACCRUED VACATION	105,217.68
	<hr/>
Total Long Term Liabilities	105,217.68
	<hr/>
Total Liabilities	210,517.83
Equity	
29500 · Retained Earnings	5,459,356.80
29550 · INVESTMENT IN CAPITAL ASSETS	1,511,073.90
Net Income	360,785.81
	<hr/>
Total Equity	7,331,216.51
	<hr/>
TOTAL LIABILITIES & EQUITY	<u>7,541,734.34</u>

Special Leisure Services Foundation
Balance Sheet
As of September 30, 2021

	<u>Sep 30, 21</u>
ASSETS	
Current Assets	
Checking/Savings	
10100 · Petty Cash	150.00
10300 · VB&T Checking	297,926.79
10800 · VB&T MMA	253,467.17
11300 · BENJAMIN EDWARDS	
11310 · Investments-Cash	109,774.17
11300 · BENJAMIN EDWARDS - Other	1,134,934.92
Total 11300 · BENJAMIN EDWARDS	<u>1,244,709.09</u>
11800 · Credit Card - American Express	-816.94
11810 · Credit Card - Discover	-449.45
11820 · Credit Card - MasterCard	708.86
11830 · Credit Card - Visa	-997.81
11840 · Credit Card - On-Line	2,038.61
Total Checking/Savings	<u>1,796,736.32</u>
Other Current Assets	
12200 · Event Deposits	2,200.00
12300 · ACCOUNTS RECEIVABLE-OTHER	1,209.53
12400 · Interest Receivable	1,020.78
Total Other Current Assets	<u>4,430.31</u>
Total Current Assets	<u>1,801,166.63</u>
TOTAL ASSETS	<u>1,801,166.63</u>
LIABILITIES & EQUITY	
Liabilities	
Current Liabilities	
Other Current Liabilities	
21200 · Deferred Revenue	-1,187.64
Total Other Current Liabilities	<u>-1,187.64</u>
Total Current Liabilities	<u>-1,187.64</u>
Total Liabilities	-1,187.64
Equity	
29000 · Retained Earnings	1,451,035.08
29200 · Net Assets-Temp. Restricted	39,607.05
Net Income	311,712.14
Total Equity	<u>1,802,354.27</u>
TOTAL LIABILITIES & EQUITY	<u>1,801,166.63</u>

Balance Sheet

As of October 31, 2021

	<u>Oct 31, 21</u>
ASSETS	
Current Assets	
Checking/Savings	
10100 · Petty Cash	150.00
10300 · VB&T Checking	293,164.00
10800 · VB&T MMA	253,471.48
11300 · BENJAMIN EDWARDS	
11310 · Investments-Cash	150,116.11
11300 · BENJAMIN EDWARDS - Other	1,141,058.31
Total 11300 · BENJAMIN EDWARDS	<u>1,291,174.42</u>
11800 · Credit Card - American Express	-816.94
11810 · Credit Card - Discover	-449.45
11820 · Credit Card - MasterCard	2,208.86
11830 · Credit Card - Visa	-872.81
11840 · Credit Card - On-Line	2,038.61
Total Checking/Savings	<u>1,840,068.17</u>
Other Current Assets	
12200 · Event Deposits	5,259.63
12300 · ACCOUNTS RECEIVABLE-OTHER	1,209.53
12400 · Interest Receivable	1,101.18
Total Other Current Assets	<u>7,570.34</u>
Total Current Assets	<u>1,847,638.51</u>
TOTAL ASSETS	<u><u>1,847,638.51</u></u>
LIABILITIES & EQUITY	
Liabilities	
Current Liabilities	
Other Current Liabilities	
21200 · Deferred Revenue	-1,187.64
Total Other Current Liabilities	<u>-1,187.64</u>
Total Current Liabilities	<u>-1,187.64</u>
Total Liabilities	<u>-1,187.64</u>
Equity	
29000 · Retained Earnings	1,451,035.08
29200 · Net Assets-Temp. Restricted	39,607.05
Net Income	358,184.02
Total Equity	<u>1,848,826.15</u>
TOTAL LIABILITIES & EQUITY	<u><u>1,847,638.51</u></u>



BENJAMIN F. EDWARDS & CO.
 INVESTMENTS for GENERATIONS
 One North Brentwood Blvd., Suite 850
 Saint Louis, MO 63105 314-726-1600

* 0068889 02 AB 0.458 02 TR 00374 X220AD09 010000

SPECIAL LEISURE SERVICES
 FOUNDATION
 ATTN TRACEY CRAWFORD
 3000 CENTRAL RD STE 205
 ROLLING MDWS IL 60008-2551



Your Financial Advisor Is:
 HANSON / FISHER / VANDERLUGT
 (630) 871-2673

September 1, 2021 - September 30, 2021
 Account Number: ~~XXXXXXXX~~

Portfolio at a Glance

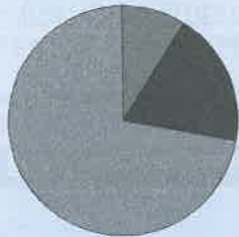
	This Period	Year-to-Date
BEGINNING ACCOUNT VALUE	\$1,279,348.46	\$1,160,525.08
Dividends, Interest and Other Income	2,472.63	20,305.75
Net Change in Portfolio¹	-37,112.00	63,878.26
ENDING ACCOUNT VALUE	\$1,244,709.09	\$1,244,709.09
Estimated Annual Income	\$13,205.70	

¹ Net Change in Portfolio is the difference between the ending account value and beginning account value after activity.

The Bank Deposits in your account are FDIC insured bank deposits.

FDIC insured bank deposits are not securities and are not covered by the Securities Investor Protection Corporation (SIPC). These bank deposits are covered by the Federal Deposit Insurance Corporation (FDIC), up to allowable limits.

Asset Summary



Percent	Asset Type	Prior Year-End	Last Period	This Period
9%	Cash, Money Funds, and Bank Deposits	24,046.31	109,168.31	109,774.17
19%	Fixed Income	319,418.15	236,924.20	236,693.50
72%	Mutual Funds	817,060.62	933,255.95	898,241.42
100%	Account Total (Pie Chart)	\$1,160,525.08	\$1,279,348.46	\$1,244,709.09

Please review your allocation periodically with your Financial Advisor.





BENJAMIN F. EDWARDS & CO.

INVESTMENTS for GENERATIONS

One North Brentwood Blvd., Suite 850
Saint Louis, MO 63105

314-726-1600

* 0201594 02 AV 0.423 02 TR 01032 X105PD18 000000

SPECIAL LEISURE SERVICES
FOUNDATION
ATTN TRACEY CRAWFORD
3000 CENTRAL RD STE 205
ROLLING MDWS IL 60008-2551



Your Financial Advisor Is:

HANSON / FISHER / VANDERLUGT
(630)871-2673

October 1, 2021 - October 31, 2021

Account Number: ~~XXXXXXXX~~

Portfolio at a Glance

	This Period	Year-to-Date
BEGINNING ACCOUNT VALUE	\$1,244,709.09	\$1,160,525.08
Dividends, Interest and Other Income	341.94	20,647.69
Net Change in Portfolio¹	46,123.39	118,081.65
ENDING ACCOUNT VALUE	\$1,291,174.42	\$1,291,174.42

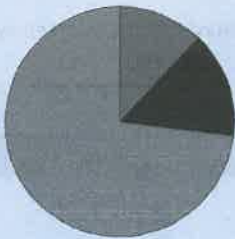
Estimated Annual Income: \$12,526.71

¹ Net Change in Portfolio is the difference between the ending account value and beginning account value after activity.

The Bank Deposits in your account are FDIC insured bank deposits.

FDIC insured bank deposits are not securities and are not covered by the Securities Investor Protection Corporation (SIPC). These bank deposits are covered by the Federal Deposit Insurance Corporation (FDIC), up to allowable limits.

Asset Summary



Percent	Asset Type	Prior Year-End	Last Period	This Period
12%	Cash, Money Funds, and Bank Deposits	24,046.31	109,774.17	150,116.11
15%	Fixed Income	319,418.15	236,693.50	196,089.55
73%	Mutual Funds	817,060.62	898,241.42	944,968.76
100%	Account Total (Pie Chart)	\$1,160,525.08	\$1,244,709.09	\$1,291,174.42

Please review your allocation periodically with your Financial Advisor.



FY 2021 NWSRA 3rd Quarter Budget Worksheet (Cash Basis with Accrual Adjustments)

Line Item #	Description	FY 2021 Budget	Jan - Sept 2021	Accrual Adjustments	Total after Adjustments	% Change from Budget	Explanation
Income							
310000	Member District Assessments	4,320,307.35	3,345,873.73			77.4%	This line item is the MDAA contributions from each Member District. All Member Districts with payments due in the 1st and 2nd quarter of the year have been paid.
320000	Program Fees	292,362.56	226,802.42			77.6%	This line item encompasses revenue collected for all NWSRA programs. Program fee income is on target as budgeted.
321000	Transportation - Door to Door	1,227.80	1,862.00			151.7%	This line item includes all pick up and drop off transportation fees collected for door-to-door services provided from and to a participants home. Door-to-Door Transportation for 3rd quarter is over the projected revenue due to an increase in door to door transportation needs.
321100	Transportation - Pick up Points	10,793.00	4,624.50			42.8%	This line item includes all pick up and drop off transportation fees collected for services provided from and to a designated pick up and drop off location. Transportation Pick up points for 3rd quarter is under the projected revenue amount to date, due to not running in-person leisure education in 2021 and a decrease in participants needing pick up points for General Recreation Therapy Programs.
340000	Non-Program Revenue	158,458.20	134.00			0.1%	The revenue that comes into the agency for Pcard rebate checks, speaker honorariums, and other Collaborative reimbursement money. Line item low due to not receiving payments from Cleabrook for the first 2 quarters.
350000	SLSF Grant Contributions	260,000.00	51,124.57			19.7%	This line item is designated for the SLSF Grants funds for transportation, lighten athletes, scholarships, inclusion and general program support. SLSF Grant Contributions is under projected 3rd quarter budget, due to only having the May transfer. October and December transfers have not been received. This will be on target for the 4th quarter.
360000	Sale of Fixed Assets	500.00	0.00			0.0%	This line item represents the sale of equipment, furniture or vehicles. Payment for product will not be processed until 4th quarter.
370000	Interest	12,175.11	-668.91			-5.5%	This line item includes interest earned on the operating and investment accounts. This line item is lower than budget due to extremely low interest rates and accrued interest did not cover fees associated with the PFM Investment account.
380000	Revenue SLSF	150.00	1,451.50			967.7%	This line item includes donations meant to go to SLSF via the NWSRA registration form, booster club and any other donation to SLSF through NWSRA. This line item is over budget due to refunds being donated versus accepted.
385000	Reserve Transfer	269,612.46	0.00			0.0%	This line item includes the transfer of any Capital or Reserve account funds used to pay for dedicated projects. Transfer for Hoffman Estates project will occur in the 4th quarter.
	Total Income	5,325,586.48	3,631,203.81	0.00	3,631,203.81	68.2%	
Administration							
421002	Professional Fees	4,475.00	1,070.00			23.9%	This line item is used for professional fees including HR Source membership, Comprehensive Salary Survey. This line item is below budget due to HR Source allowing a redo of the Comprehensive Salary Survey at a lower rate.
421003	Legal Fees	6,650.00	2,087.50			31.4%	This line item includes all the legal fees for the agency. This line item is lower than expected due to less legal instruction to date.
421004	Miscellaneous	1,230.00	268.90			21.9%	This line item is for any additional professional fee or service that has not been allocated. This line item is lower than budgeted due to not completing retention shredding for 2021.
421100	Office Supplies	3,790.00	4,503.58			118.8%	This line item includes expenses for lock smith , keys, office furniture, supplies and misc., office needs. Due to the vast number of new staff hired over the past few months, an increase of supplies were needed, including name badges. An additional order of checks was placed due to a discount offered for printing.

421150	Credit Card & Bank Fees	11,772.00	9,226.85			78.4%	This line item includes all fees associated with credit card processing and banking fees. This line item is slightly over budget due to low interest rates, not enough to cover fees.
421200	Postage	7,100.00	4,095.74			57.7%	This line item includes all postage expenses and the rental of the postage machine. Due to COVID, items which were normally printed and mailed, were sent electronically leading to the slight decrease in postage being used.
421300	Telephone/Fax	21,257.00	14,219.55			66.9%	This line item includes the agency phone serve, the director internet and all of the staff phone expenses. This line item is slightly lower in 3rd quarter due to some yearly expenses not yet purchased. In addition, we budgeted for phone maintenance/support outside of our phone contract which has not been utilized.
421400	Conference/Education	30,914.00	12,952.15			41.9%	This line item includes all conferences, workshops, webinars and professional development training for staff. This line item is under budget due to registration for IPRA conference happening in the 4th quarter.
421500	Memberships/Certifications	21,743.00	6,001.42			27.6%	This line item includes all of the membership costs for staff to join state, local and national professional associations, as well as certification exam reimbursement fees, renewal fees and the CDL reimbursement and renewals. This line item is low due to not having as many CDL certifications as planned and IPRA memberships being completed in the 4th quarter.
421600	Health Insurance	545,710.75	265,278.07			48.6%	This line item includes the health insurance for the full time employees. This line item is under budget due to the loss of FT employees early in the year and not hiring until late in the 3rd quarter.
421700	Maintenance/Utilities	51,527.42	39,274.44			76.2%	This line item includes all expenses for services from the Rolling Meadows Park District, internet, natural gas and electric and cleaning supplies for the offices. Expenses are on target as budgeted.
421800	Rent	150,186.00	112,572.00			75.0%	This line item includes the rental fees for the NWSRA office condo space, RMCC, HPCC, MPCC, WCC, BGCC rent. Expenses are on target as budgeted.
421900	Computers	162,544.63	133,692.66			82.2%	This line item includes computer services and repairs, software, hardware, framework support, website and Database enhancements. This line item is slightly over budget due to the purchase of additional subscriptions including PowerDMS and other softwares.
Subtotal Administration Expense		1,018,899.80	605,242.86	0.00	605,242.86	59.4%	
Program							
422100	Rental Municipal	30,674.00	12,401.58			40.4%	This line item has expenses allocated for Member District rentals, NSSEO facility rentals, School District rentals and SRA rentals for tournaments and Church space rentals. Rental Municipal is under budget for the 3rd quarter due to Park District's allowing use of gyms therefore not needing to rent school gymnasiums for athletics. There hasn't been any in-person Leisure Education programs in 2021 therefore that money that was budgeted hasn't been spent.
422200	Commercial Expense	34,271.68	14,516.53			42.4%	This line item includes expenses used at commercial facilities in the community. Commercial Expenses are under budget for the 3rd quarter due to Day Camp using more Park District aquatic centers for field trips as well as Leisure Education not running in 2021.
422300	Program Development	9,672.50	2,055.42			21.3%	This line item includes expenses for new programming endeavors. This line currently holds expenses for virtual program supplies. Program Development is under the projected budget for 3rd quarter due to not needing many supplies for virtual programs and not adding new program ideas to the brochure until 2022 due to low registrations.
422400	Program Supplies	69,810.29	64,463.10			92.3%	This line item includes expenses for all program supplies, staff recognition and incentives and any misc., items needed to support programs and staff. Program Supplies are over budget for the 3rd quarter due to Athletics needing to spend a restricted 2020 donation from SLSF. Once the October and December transfers are received, this line item will be on target.
422500	Commercial Transportation	0.00	0.00			0.0%	This line item includes expenses for transportation services for summer day camp and leisure education programs. Commercial Transportation is right on target due to not utilizing commercial transportation for Day Camp 2021.

422600	Mileage	8,000.00	0.00			0.0%	This line item is designated for staff mileage reimbursement. Below budget, did not restart until October 2021.
422700	Transportation Maintenance	62,154.08	92,883.37			149.4%	This line item includes vehicle service fees and maintenance fees. This line item is over budget due to theft of 2 catalytic converters and proactively adding protection to try and prevent any future theft on the remaining fleet.
422800	Transportation Gas/Tolls	42,711.00	26,035.80			61.0%	This line item includes the expenses for the gasoline for the NWSRA fleet, tolls and parking. This line item is low due not starting transportation for general programs as planned due to Covid restrictions.
422900	Printing	15,150.00	7,783.70			51.4%	This line item includes agency brochures, copier leases, printer supplies, paper and other printed materials for PR and Marketing. Paper which comes out of this budget line Due to COVID, there has been a decrease in miscellaneous printing costs. This number is also low due to not placing our large paper order, which occurs in the 4th quarter.
423100	Public Awareness	27,693.40	16,319.76			58.9%	This line item includes expenses that are for awards/recognition, ads, online advertisements, recruitment and outreach. This amount is significantly lower due to COVID, primarily the budget lines for awards/recognitions, and general ads which were paused.
	Subtotal Program Expense	300,136.95	236,459.26	0.00	236,459.26	78.8%	
Salary							
424100	Full Time Salary	2,141,784.79	1,391,449.96			65.0%	This line includes salary expenses for full time employees. This line item is below budget due to not being fully staffed until the 3rd quarter.
424200	Part Time Salary	293,430.97	278,107.47			94.8%	This line item includes the wages for all hourly part time employees. Part Time salary for 3rd quarter is over budget due to increased hourly rates in order to recruit for more staff competitively.
424300	Payroll Processing	12,850.00	1,348.07			10.5%	This line item includes the expenses for new hire reporting, TLO processing, quarterly, W-2 process, FSA processing and check processing. This line item is low due to FSA fees not paid because of loss of FT staff and no charges for direct deposit.
424400	Independent Contractors	45,012.40	21,045.89			46.8%	This line item includes all independent contracted payments. This line item is under budget due to Leisure Ed programs being virtual for the 2020/2021 school year, therefore the money that was budgeted has not been spent.
424500	Car Allowance	7,800.00	5,700.00			73.1%	This line item is for the Executive Directors car allowance. Expenses are on target as budgeted.
	Subtotal Salary Expense	2,500,878.16	1,697,651.39	0.00	1,697,651.39	67.9%	
Liability							
441000	Liability	124,807.26	37,145.12			29.8%	This line item includes expenses for property, liability, workers compensation, employment and pollution, unemployment insurance, background checks, safety incentives, physicals and drug screenings. This line item is below budget due to Federal & State paying for all COVID related Unemployment Expenses.
442000	Audit	6,625.00	9,050.00			136.6%	This line includes the auditor fees. Audit fees are over budget due to unbudgeted GASB fees of \$2550 for 2020.
442100	FICA	215,421.88	142,317.47			66.1%	This line item includes expenses for FICA for all NWSRA staff. This line is slightly under due to lack of PT staff and hiring FT later in the quarter.
442200	IMRF	193,052.25	156,622.01			81.1%	This line item includes expenses for employer expenses for IMRF. This line item is in line with the addition of multiple FT hires.
	Subtotal Liability Expenses	539,906.39	345,134.60	0.00	345,134.60	63.9%	
Inclusion/Capital							
450000	Inclusion	467,264.00	167,000.03			35.7%	This line item includes expenses for Inclusion staff and other inclusion support needed for Member Districts. Less than half of the inclusion budget has been spent, due to a part-time staffing crisis. At this point, over 50% of our inclusion vacancies are being staffed by full-time staff.
460000	Capital Expenses	292,402.96	43,505.01			14.9%	This line item includes the expenses of any Capital or General expenses for dedicated projects. This line item is low due 75% of capital projects not starting until 4th quarter.
	Subtotal Inclusion/Capital Expenses	759,666.96	210,505.04	0.00	210,505.04	27.7%	

	Total Expenses	5,119,488.26	3,094,993.15	0.00	3,094,993.15	60.5%	
	Net Income(Revenue-Expenses)	206,098.22	536,210.66	0.00	536,210.66	260.2%	

**Warrant #10
Summary
October 31, 2021**

Administration	Programs	Salary	Liability/Audit/IMRF	ADA/Capital
421000 Prof. Fees	422100 Rent Municipal	424100 Full Time	441000 Liability/PDRMA	450000 ADA Compliance
421100 Office Supply	422200 Rent Commercial	424200 Part Time	442000 Audit	460000 Capital Replacement
421150 Fees	422300 Program Dev.	424300 Payroll Processing	442100 FICA	
421200 Postage	422400 Program Supply	424500 Car Allowance	442200 IMRF	
421300 Phones/Fax	422500 Comm. Trans.			
421400 Conference/Education	422600 Staff Mileage			
421500 Memberships	422700 Trans. Maint.			
421600 Health Insurance	422800 gas/tolls/parking			
421700 Maint./Utilities	422900 Printing			
421800 Rent	423000 Sub./Ads.			
421900 Computers	423100 Public Awareness			
12000 Accounts Receivable				

Total VB&T Electronic Accounts Payable			
- IMRF, Excalibur, Wex, Wells Fargo, ComEd, HP			40,862.54
Total IPDLAF Electronic Accounts Payable (PCARDS)	SEPTEMBER		45,280.67
Total VB&T Business Checking Accounts Payable			152,444.16
			238,587.37

Motion to approve Warrant #10 dated October 31, 2021 totaling

\$238,587.37

Northwest Special Recreation Association
VBT Electronic Accounts Payable
Warrant #10
October 31, 2021

Vendor	Description	Account	Amount
IMRF	September 2021	21540	17,350.52
	September 2021	442202	6,765.81
	September 2021	442203	241.30
	September 2021	442204	94.09
	September 2021	442205	1,426.55
	IMRF Total		<u>25,878.27</u>
Excalibur	Invoice - 115696	421902	7,875.25
	Invoice - 116126	421902	41.00
	Excalibur Total		<u>7,916.25</u>
Wex Bank	Invoice - 74833598	422801	3,105.78
		Wex Total	<u>3,105.78</u>
ComEd	Svc 08/27 - 09/28	421702	1,446.48
Wells Fargo	Konica Minolta - Oct	460001	1,256.72
FLEX	JULY Invoice - 363532818865	424303	56.00
	AUG Invoice - 813820418008	424303	56.00
	SEPT Invoice - 212350137148	424303	52.00
	FLEX Total		<u>164.00</u>
CostCo	Citi Cards -	421511	175.18
IL Dept of Rev		424305	-
Hewlett Packard Fin Svcs	Lease Payment	460001	919.86
Total Warrant #10 for Electronic Accounts Payable			<u>40,862.54</u>

Northwest Special Recreation Association
VB Electronic Accounts Payable
Warrant #10
October 31, 2021

Vendor	Description	Account	Amount
BMO Solutions			
J&R Lock	Office Supples	421103	36.52
Name Badges	Office Supples	421104	131.98
Name Badges	Office Supples	421104	60.88
Amazon	Office Supples	421105	17.98
Amazon	Office Supples	421105	24.85
Amazon	Supplies	421105	103.03
Amazon	Supplies	421105	39.57
Amazon	Supplies	421105	23.09
Amazon	Supplies	421105	46.09
Amazon	Supplies	421105	49.47
TJ Maxx	Supplies	421105	38.66
Home Goods	Supplies	421105	15.00
Home Goods	Supplies	421105	166.89
Amazon	Supplies	421105	16.49
Amazon	Inclusion	421106	38.95
Authorize.net	Credit Card and Bank Fees	421152	30.15
Pitney Bowes	Postage	421202	454.71
Verizon Wireless	Telephone/Fax	421301	645.46
First Communications	Telephone/Fax	421304	528.39
Converged Digital Networks	Telephone/Fax	421305	314.00
Converged Digital Networks	Computers	421306	360.00
Walgreens	Conference/Education	421401	120.27
Speedway	Conference/Education	421401	7.19
Starbucks	Conference/Education	421401	8.16
VRBO	Conference/Education	421401	-600.60
VRBO	Conference/Education	421401	1351.20
VRBO	Conference/Education	421401	-345.00
IPRA	Conference/Education	421402	40.00
IPRA	Conference/ Education	421402	40.00
Dunkin Donuts	Conference/Education	421406	3.12
Portillos	Conference/Education	421406	26.12
Chipotle	Conference/Education	421406	102.71
pay pall - WILS	professionaI meetings	421406	20.00
starbucks	professionaI meetings	421406	18.75
potbelly	professionaI meetings	421406	46.98
uber eats	professionaI meetings	421406	14.68
uber eats	professionaI meetings	421406	78.95
Starbucks	Professional Meeting	421406	5.82
Jewel	Conference/Education	421406	11.09
Dunkin Donuts	Conference/Education	421406	50.21
Portillos	Supplies	421406	82.40
PayPal	Conference/Education	421407	20.00
Walmart	Conference/Education	421407	15.75
NCTRC	Memberships/Certifications	421504	80.00
nctrc	exam/renewal	421504	80.00
NCTRC	CTRS Renewal	421504	105.00
NCTRC	Memberships/Certifications	421504	80.00
NCTRC	CTRS Exam/Renewal	421504	105.00

Northwest Special Recreation Association
VB Electronic Accounts Payable
Warrant #10
October 31, 2021

Vendor	Description	Account	Amount
NCTRC	Memberships/Certifications	421504	80.00
Hands on Suburban	Memberships/Certifications	421506	300.00
Starbucks	Memberships/Certifications	421509	6.37
Arbys	Memberships/Certifications	421509	30.14
Starbucks	Memberships/Certifications	421509	23.43
Pinewood Rest	Memberships/Certifications	421509	62.68
Monells Rest	Memberships/Certifications	421509	45.22
Starbucks	Memberships/Certifications	421509	13.98
Music City Center	Memberships/Certifications	421509	10.00
Starbucks	Memberships/Certifications	421509	19.50
EXXONMobil	Memberships/Certifications	421509	39.00
Central BBQ	Memberships/Certifications	421509	39.11
Starbucks	Memberships/Certifications	421509	13.00
Circle K	Memberships/Certifications	421509	26.61
Nicor Gas	Maintenance/Utilites	421703	41.46
Nicor Gas	Maintenance/Utilites	421703	41.46
Comcast	Maintenance/Utilities	421706	286.17
Comcast	Maintenance/Utilities	421706	136.95
Comcast	Maintenance/Utilities	421706	253.89
Comcast	Maintenance/Utilities	421706	153.40
Comcast	Maintenance/Utilities	421706	105.66
Comcast	Maintenance/Utilities	421706	172.98
Vitasys	Computers	421901	9770.36
Makeshift	Computers	421905	864.00
Right Networks	Computers	421905	53.85
Intuit	Computers	421905	1517.96
Jobmatch	Computers	421905	329.00
Zoom	Computers	421905	14.99
Fleetio	Computers	421905	136.80
Zoom	Public Awareness/Subscriptions/Ads	421905	14.99
Apple	Computers	421905	0.99
Constant Contact	Computers	421905	962.50
Adobe Acrobat	Computers	421905	14.99
Adobe Acrobat	Computers	421905	30.16
HTC Corp	Computers	421905	12.99
Microsoft	Computers	421905	10.61
Amazon	Computers	421906	198.30
Glenview Park District	Municipal	422109	78.75
City Works Schaumburg	Commercial Expense	422201	278.40
Little Sicily Pizzeria	Commercial Expense	422201	82.20
Bowlero	Commercial	422201	145.11
Bowlero	Commercial	422201	164.46
Bowlero	Commercial	422201	19.34
Regal Cinema	Commercial Expense	422204	77.49
Elk Grove Bowl	Commerical Expense	422206	498.00
Elk Grove Bowl	Commercial Expense	422206	963.00
Bowlero-MP	Commercial Expense	422206	135.00
Bowlero-MP	Commercial Expense	422206	175.50
Bowlero-MP	Commercial Expense	422206	193.50
Little Caesars	Commercial	422206	16.65

Northwest Special Recreation Association
VB Electronic Accounts Payable
Warrant #10
October 31, 2021

Vendor	Description	Account	Amount
Elk Grove Cinemas	Commercial	422206	25.50
Cooks Ice	Commerical Expense	422209	935.00
All Seasons Orchard	Commercial	422209	15.29
All Seasons Orchard	Commercial	422209	144.00
ACT Bensenville	Commercial	422209	216.00
Goebberts	Commercial	422209	23.90
All Seasons Orcahrd	Commercial	422209	13.90
All Seasons Orcahrd	Commercial	422209	144.00
Bensenville Movie Theatre	Commercial	422209	390.00
Bensenville Movie Theatre	Commercial	422209	252.25
Portilos	Comercial	422209	104.86
Chicago Botanic Gardens	Commercial	422209	70.00
Chicago Botanic Gardens	Commercial	422209	70.00
Chicago Botanic Gardens	Commercial	422209	70.00
Chicago Botanic Gardens	Commercial	422209	140.00
Walmart	Supplies	422209	93.37
DollarTree	Supplies	422209	9.00
GoodWill	Supplies	422209	24.75
Pet Supplies Plus	Supplies	422209	34.46
Chicago Botanic Gardens	Commercial	422209	-70.00
Chicago Botanic Gardens	Commercial	422209	-70.00
Chicago Botanic Gardens	Commercial	422209	-140.00
Chicago Botanic Gardens	Commercial	422209	-70.00
DollarTree	Supplies	422209	12.00
Goat Yoga Chi	Commercial	422209	999.00
Decatur Conf	Commercial Expense	422211	248.52
amazon	program space	422305	49.78
amazon	program space	422305	6.99
amazon	program space	422305	15.89
amazon	program space	422305	9.49
amazon	program space	422305	34.22
Amazon Music	Supplies	422401	9.99
Dollar Tree	Supplies	422401	9.00
Jewel	Supplies	422401	15.00
Aldi	Supplies	422401	36.85
Aldi	club supplies	422401	24.68
walmart	special event supplies	422404	18.96
dollar store	special event supplies	422404	7.70
amazon	special event supplies	422404	13.66
amazon	special event supplies	422404	71.91
amazon	special event supplies	422404	19.99
amazon	special event supplies	422404	31.96
amazon	special event supplies	422404	23.99
amazon	special event supplies	422404	77.94
ace	special event supplies	422404	5.48
Amazon	Supplies	422404	181.98
Woldhuis Farms	Supplies	422406	115.68
Jewel Osco	Supplies	422406	8.78
Walmart	Supplies	422406	27.51
Jewel Osco	Supplies	422406	5.98

Northwest Special Recreation Association
VBT Electronic Accounts Payable
Warrant #10
October 31, 2021

Vendor	Description	Account	Amount
Jewel Osco	Supplies	422406	42.50
Home Depot	Supplies	422406	107.68
dollar store	supplies	422409	70.00
Jewel	supplies	422409	19.95
Jewel	Supplies	422409	11.98
Jewel	Supplies	422409	21.03
Jewel	Supplies	422409	9.98
Jewel	Supplies	422409	20.46
Jewel	Supplies	422409	2.99
Spunky Dunkers Donuts	Supplies	422409	14.82
Jewel	Supplies	422409	6.29
Jewel	Supplies	422409	14.46
Petco	Supplies	422409	31.98
Amazon	Supplies	422409	6.99
Jewel	Supplies	422409	14.46
Walgreens	Supplies	422409	20.99
Dollar Tree	Supplies	422409	11.00
Jewel	Supplies	422409	13.34
Jewel	Supplies	422409	14.97
Home Depot	Supplies	422409	30.93
Jewel	Supplies	422409	3.95
Joann	Supplies	422409	12.43
Jewel	Supplies	422409	22.44
Walmart	Supplies	422409	15.18
Pet Supplies Plus	Supplies	422409	18.68
Walmart	Supplies	422409	17.03
Chicago Botnaical Garden	Commercial	422409	35.00
Wheeling Donuts	Supplies	422409	10.89
Pet Supplies Plus	Supplies	422409	5.40
Amazon	Supplies	422409	2.17
Pet Supplies Plus	Supplies	422409	5.50
Amazon	Supplies	422409	50.98
Jewel Osco	Supplies	422409	12.00
Jewel Osco	Supplies	422409	9.99
Jewel Osco	Supplies	422409	7.98
Jewel Osco	Supplies	422409	70.97
Amazon	Supplies	422409	39.99
Walgreens	Supplies	422409	19.99
Amazon	Supplies	422409	139.20
Amazon	Supplies	422409	46.93
Amazon	Supplies	422409	8.99
Amazon	Supplies	422409	5.99
Dollar Tree	Supplies	422409	50.00
Clearbrook	Supplies	422409	25.00
Clearbook	Supplies	422409	25.00
Amazon	Supplies	422409	47.89
Amazon	Supplies	422409	20.97
Amazon	Supplies	422409	15.99
Amazon	Supplies	422409	95.94
Netflix	Supplies	422409	17.99

Northwest Special Recreation Association
VBT Electronic Accounts Payable
Warrant #10
October 31, 2021

Vendor	Description	Account	Amount
Jewel	Supplies	422409	13.97
Amazon	Supplies	422411	81.98
Alliance	Supplies	422411	418.20
Amazon	Supplies	422411	36.97
Jewel	training/orientation	422412	17.77
jewel	training/orreintation	422412	82.41
Roccovinos	Supplies	422415	1540.00
Twin Lakes Rec	Supplies	422415	55.00
Morettis	Supplies	422415	130.91
Exxon Mobil	Supplies	422415	1000.00
Twin Lakes	Supplies	422415	20.00
Target	Supplies	422415	25.00
TJMaxx	Supplies	422415	116.82
4imprint	staff appreciation party	422415	615.41
Crumble	Supplies	422415	67.55
Jewel	Supplies	422415	89.42
Dollar Tree	Supplies	422417	15.00
Dollar Tree	Supplies	422417	28.00
Jewel	general supplies	422417	85.87
Joannes	Supplies	422422	104.58
Jewel Osco	Supplies	422422	20.00
Dollar Tree	Supplies	422422	8.00
Dollar Tree	Supplies	422422	52.00
Dunkin Donuts	Supplies	422422	5.00
Dollar Tree	Supplies	422422	21.00
Wendys	Supplies	422423	13.98
Panera Bread	Supplies	422423	10.56
Sports Zone Fireside	Supplies	422423	76.50
Panera Bread	Supplies	422423	12.66
Dicks Sporting	Supplies	422423	117.67
Dicks Sporting	Supplies	422423	0.01
Dicks Sporting	Supplies	422423	144.39
Amazon	Supplies	422423	89.32
Dicks Sporting	Return	422423	-140.38
Dicks Sporting	Return	422423	-207.16
Amazon	Supplies	422423	59.98
Amazon	Supplies	422423	478.77
Amazon	Supplies	422423	94.78
Amazon	Supplies	422423	249.99
Amazon	Return	422423	-59.96
Ultimate Screen	Supplies	422423	845.00
Amazon	Supplies	422423	8.33
Amazon	Supplies	422423	58.68
Amazon	Supplies	422423	144.10
Ultimate Screen	Supplies	422423	32.50
Amazon	Supplies	422423	75.99
Amazon	Supplies	422423	90.45
Roopsons Inc.	Transportation Gas/Tolls	422801	66.77
Monthly Printer Usage	Konica Minolta	422906	804.56
Monthly Printer Usage	Konica Minolta	422906	135.10

Northwest Special Recreation Association
VBT Electronic Accounts Payable
Warrant #10
October 31, 2021

Vendor	Description	Account	Amount
Vistaprint	Public Awareness/Subscriptions/Ads	422908	47.99
TPM Graphics	Printing	422908	330.00
Vistaprint	Printing	422908	47.99
Vistaprint	Printing	422908	47.99
Vistaprint	Printing	422908	47.99
Vistaprint	Printing	422908	47.99
Daily Herald	Public Awareness/Subscriptions/Ads	423101	245.00
Dollar Tree	Staff Enrichment	423101	9.59
Hospice	Public/Awareness	423101	100.00
Facebook	Public Awareness/Subscriptions/Ads	423102	19.30
Facebook	Public Awareness/Subscriptions/Ads	423104	35.00
amazon	giveaways	423105	14.70
amazon	giveaways	423105	37.88
Jewel	giveaways	423105	60.61
Walker Brothers	Public Awareness/Subscriptions/Ads	423107	120.35
Dunkin	Staff Support	423107	5.00
Daily Herald	Public Awareness/Subscriptions/Ads	423108	147.60
Daily Herald	Public Awareness/Subscriptions/Ads	423108	147.60
TJ Max	miscellaneous	423109	87.84
Target	miscellaneous	423109	20.38
Indeed	Public Awareness/Subscriptions	423110	100.00
Care.com	Public Awareness/Subscriptions	423110	150.00
ILIPRA	Public Awareness/Subscriptions	423110	265.00
ATRA-Your Members	Public Awareness/Subscriptions	423110	248.00
ATRA-Your Members	Public Awareness/Subscriptions	423110	100.00
City of RM	outreach	423111	25.00
Chick fil A	Outreach	423111	23.11
Dunkin Donuts	Outreach	423111	13.54
Amazon	Supplies	423111	20.97
Amazon	Supplies	423111	17.48
Amazon	Supplies	423111	86.09
Amazon	Supplies	423111	9.99
Walmart	Supplies	423111	90.49
Starbucks	Supplies	423111	39.96
Goat Yoga	contracted instrustors	424405	999.00
Goat Yoga	contracted instrustors	424405	599.00
Goat Yoga	contracted instrustors	424405	-400.00
Goat Yoga	contracted instrustors	424405	799.00
Goat Yoga	contracted instrustors	424405	799.00
Jewel Osco	Inclusion	450001	38.49
Jewel Osco	Inclusion	450002	38.51
Amazon	Inclusion	450003	12.09
Amazon	Inclusion	450003	119.83
amazon	buffalo grove	450003	131.99
Jewel Osco	Inclusion	450006	38.49
Amazon	Inclusion	450006	11.99
Jewel Osco	Inclusion	450008	38.49
Amazon	Inclusion	450010	10.95
Amazon	Inclusion	450012	9.99
Amazon	Inclusion	450014	26.99

Northwest Special Recreation Association
VBT Electronic Accounts Payable
Warrant #10
October 31, 2021

Vendor	Description	Account	Amount
Adobe	Inclusion	450021	26.55
Jewel Osco	Inclusion	450021	21.50
Konica Minolta	Printing	460001	1448.00
Converged Digital Networks	Telephone/Fax	460001	619.60
Total Warrant #10 for Electronic Accounts Payable			45,280.67

Northwest Special Recreation Association
VBT Business Checking Accounts Payable
Warrant #10
October 31, 2021

Num	Name	Description	Account	Amount
5616	Breathe Easy Wellness LLC	Invoice 1001	10600 · Operating	-878.00
		Invoice 1001	422423 · Athletics	878.00
				878.00
5620	Michele Paradise/Petty Cash Program	Petty Cash Reimb 09/21/2021	10600 · Operating	-495.76
		Petty Cash Reimb 09/21/2021	422109 · PURSUIT	15.00
		Petty Cash Reimb 09/21/2021	422209 · PURSUIT	10.00
		Petty Cash Reimb 09/21/2021	422405 · Day Camp	91.16
		Petty Cash Reimb 09/21/2021	422406 · General Programs	41.00
		Petty Cash Reimb 09/21/2021	423101 · Awards / Recognition	46.39
		Petty Cash Reimb 09/21/2021	423109 · Miscellaneous	30.00
		Petty Cash Reimb 09/21/2021	423111 · Outreach	31.96
		Petty Cash Reimb 09/21/2021	450004 · Elk Grove Village	72.58
		Petty Cash Reimb 09/21/2021	450012 · Rolling Meadows	62.00
		Petty Cash Reimb 09/21/2021	450022 · Miscellaneous	95.67
5621	Moran, Kate M	Reimb Woodman's 09/16/2021	10600 · Operating	-53.69
		Reimb Woodman's 09/16/2021	422409 · PURSUIT	53.69
				53.69
5622	Hanson, Madison	Reimb of Personal Funds - 28 Singles	10600 · Operating	-28.00
		Reimb of Personal Funds - 28 Singles	21700 · Unclaimed Payroll/Property	28.00
				28.00
5623	Bill's Auto & Truck Repair	9 Invoices 110477 - 110897	10600 · Operating	-15,120.07
		Invoice 110647	422702 · Repair / Maintenance	1,629.00
		Invoice 110746	422702 · Repair / Maintenance	629.68
		Invoice 110664	422702 · Repair / Maintenance	1,453.97
		Invoice 110897	422702 · Repair / Maintenance	1,880.99
		Invoice 110853	422702 · Repair / Maintenance	144.84
		Invoice 110705	422702 · Repair / Maintenance	4,602.35
		Invoice 110601	422702 · Repair / Maintenance	2,449.81
		Invoice 110558	422702 · Repair / Maintenance	283.44
		Invoice 110477	422702 · Repair / Maintenance	2,045.99
				15,120.07
5624	Jane Kaplan	Refund 6080 & 6010 F2021	10600 · Operating	-84.00
		Refund 6080 & 6010 F2021	11500 · Operating 2	84.00
				84.00
5625	NSSEO	Invoice 8191	10600 · Operating	-9,238.83
		Invoice 8191	422105 · Day Camp	9,238.83
				9,238.83
5626	Anita Trzebunia (V)	CTRS Renewal Fee 692048	10600 · Operating	-80.00
		CTRS Renewal Fee 692048	421504 · CTRS Exam / Renewal	80.00
				80.00
5627	FlagHouse	Quote P0887203	10600 · Operating	-72.42
		Quote P0887203	422407 · Equipment Repair	72.42
				72.42
5628	PowerDMS	Inv 11347 - 11/22/2021 - 11/21/2022	10600 · Operating	-8,820.88
		Inv 11347 - 11/22/2021 - 11/21/2022	421905 · Miscellaneous Software	8,820.88
				8,820.88
5629	River Trails Park District	2021 Summer Parkour NWSRA	10600 · Operating	-1,080.00
		2021 Summer Parkour NWSRA	422106 · General Programs	1,080.00
				1,080.00

**Northwest Special Recreation Association
 VBT Business Checking Accounts Payable
 Warrant #10
 October 31, 2021**

Num	Name	Description	Account	Amount
5630	Hanover Park Park District	Rent - Oct 2021 Rent - Oct 2021	10600 · Operating 421803 · HPPD Rental Space	-1,443.00 1,443.00 <u>1,443.00</u>
5631	Mt. Prospect Park District	Rent - Oct 2021 Rent - Oct 2021	10600 · Operating 421804 · MPPD Rental Space	-2,500.00 2,500.00 <u>2,500.00</u>
5632	Rolling Meadows Park District	Invoice 21-0010 Invoice 21-0010	10600 · Operating 421802 · RMCC Rental Space	-2,500.00 2,500.00 <u>2,500.00</u>
5633	Rolling Meadows Park District	Invoice 21-410 Invoice 21-410	10600 · Operating 421701 · Condo Maintenance	-960.00 960.00 <u>960.00</u>
5634	Park Central Condo Assn.	Invoice 10-010 Invoice 10-010	10600 · Operating 421801 · Condo Association Fee	-1,065.00 1,065.00 <u>1,065.00</u>
5635	Jillian Bliss	Piano & Voice 8/9, 8/16 & 8/23 Piano & Voice 8/9, 8/16 & 8/23	10600 · Operating 424402 · General Programs	-412.50 412.50 <u>412.50</u>
5636	VOID			
5637	Tacos Chapultepec	Invoice 276 Invoice 276	10600 · Operating 424405 · PURSUIT	-1,200.00 1,200.00 <u>1,200.00</u>
5638	Nebel, Grace	Payroll - P/D 10/01/2021		
5639	Surgal Pazol, Ami	Payroll - P/D 10/01/2021		
5640	Bill's Auto & Truck Repair	Invoice 110611 & 110916 Invoice 110611 Invoice 110916	10600 · Operating 422702 · Repair / Maintenance 422702 · Repair / Maintenance	-3,948.14 2,002.47 1,945.67 <u>3,948.14</u>
5641	VOID			
5642	South Barrington Park District	Jon Oliveri Sept 2021 Jon Oliveri Sept 2021	10600 · Operating 450015 · South Barrington	-160.00 160.00 <u>160.00</u>
5643	VOID			
5644	Jillian Bliss	Piano & Voice Sept 13, 20 & 27 Piano & Voice Sept 13, 20 & 27	10600 · Operating 424402 · General Programs	-346.50 346.50 <u>346.50</u>
5645	Harmonic Changes Therapy Services	Invoice 1184 Invoice 1184	10600 · Operating 424402 · General Programs	-840.00 840.00 <u>840.00</u>
5646	Advance DJ Service	DJ Halloween Dance 10/29/2021 DJ Halloween Dance 10/29/2021	10600 · Operating 424405 · PURSUIT	-500.00 500.00 <u>500.00</u>
5647	VOID			

**Northwest Special Recreation Association
VBT Business Checking Accounts Payable
Warrant #10
October 31, 2021**

Num	Name	Description	Account	Amount
5648	Liza Vitello	Refund - 7441 F2021 Refund - 7441 F2021	10600 · Operating 11500 · Operating 2	-18.00 18.00 <u>18.00</u>
5649	Donna Falls	Refund 0601-9030 W-Smr 2020 Refund 0601-9030 W-Smr 2020	10600 · Operating 11500 · Operating 2	-2,170.00 2,170.00 <u>2,170.00</u>
5650	NCPERS Group Life Insurance	Invoice 5436102021 Invoice 5436102021	10600 · Operating 421601 · Voluntary Benefits	-16.00 16.00 <u>16.00</u>
5651	PDRMA	Invoice 0921132H Invoice 0921132H Invoice 0921132H Invoice 0921132H	10600 · Operating 421603 · Employer Contributions 21530 · Employee Health Insurance 21550 · EE Contributions - Vol Life Ins	-36,838.98 32,509.59 4,190.09 139.30 <u>36,838.98</u>
5652	Boschan, Steven	Payroll - P/D 10/08/2021		
5653	McNerney, Kelly	Payroll - P/D 10/08/2021		
5654	Morgan, Emily R	Payroll - P/D 10/08/2021		
5655	Palla, William	Payroll - P/D 10/08/2021		
5656	Perez Pimental, Lisset	Payroll - P/D 10/08/2021		
5657	Strom, Donna	Payroll - P/D 10/08/2021		
5658	Colleen Bajalis	Invoice 081221 Invoice 081221	10600 · Operating 450002 · Bartlett	-600.00 600.00 <u>600.00</u>
5659	VOID			
5660	Alexian Brothers Corporate Health Service	Invoice 722061 Invoice 722061	10600 · Operating 441002 · Drug Tests / Physicals	-842.00 842.00 <u>842.00</u>
5661	Bill's Auto & Truck Repair	Invoice 111029 Invoice 111029	10600 · Operating 422702 · Repair / Maintenance	-1,993.59 1,993.59 <u>1,993.59</u>
5662	Hoffman Estates Park District	Stmt # 57285/2096 Stmt # 57285/2096	10600 · Operating 422109 · PURSUIT	-300.00 300.00 <u>300.00</u>
5663	Converged Digital Networks LLC	Invoice 91132 Invoice 91132	10600 · Operating 460001 · Capital Expenses	-2,740.50 2,740.50 <u>2,740.50</u>
5664	River Trails Park District	RT OCR 2021 / 10062021 RT OCR 2021 / 10062021	10600 · Operating 422104 · Special Events	-108.00 108.00 <u>108.00</u>
5665	All Ways Catering & Deli	Invoice 9216 Invoice 9216	10600 · Operating 421406 · Professional Meetings	-542.00 542.00 <u>542.00</u>

**Northwest Special Recreation Association
 VBT Business Checking Accounts Payable
 Warrant #10
 October 31, 2021**

Num	Name	Description	Account	Amount
5666	Lauterbach & Amen, LLP	Reimb - 2020 AG990 IL Annual Report 10600 · Operating Reimb - 2020 AG990 IL Annual Report Fi 421002 · Legal Fees		-15.00 15.00 <u>15.00</u>
5667	Arlington Heights Park District	Invoice 21-0002772 Invoice 21-0002772	10600 · Operating 422106 · General Programs	-500.00 500.00 <u>500.00</u>
5668	Paula Jones	Refund - 7423 F2021 Refund - 7423 F2021	10600 · Operating 11500 · Operating 2	-20.00 20.00 <u>20.00</u>
5669	Barbara Kuczma	Refund - 1288,1289 & 1290 F2021 Refund - 1288,1289 & 1290 F2021	10600 · Operating 11500 · Operating 2	-260.00 260.00 <u>260.00</u>
5670	RMC Mechanical Services	Invoice SI2138169 Invoice SI2138169	10600 · Operating 421707 · Miscellaneous	-869.90 869.90 <u>869.90</u>
5671	Boschan, Steven	Payroll - P/D 10/22/2021		
5672	Gaddini, Gina	Payroll - P/D 10/22/2021		
5673	Mandernach, Kimberlee	Payroll - P/D 10/22/2021		
5674	Morgan, Emily R	Payroll - P/D 10/22/2021		
5675	Palla, William	Payroll - P/D 10/22/2021		
5676	Strom, Donna	Payroll - P/D 10/22/2021		
5677	Flynn F Vance	Invoice #100 Invoice# 100	10600 · Operating 424403 · Office	-1,825.00 1,825.00 <u>1,825.00</u>
5678	Prospect Music Therapy LLC	Invoice 413 Invoice 413	10600 · Operating 424405 · PURSUIT	-500.00 500.00 <u>500.00</u>
5679	Stanley Steemer	Invoice 13334777-16 Invoice 13334777-16	10600 · Operating 460001 · Capital Expenses	-159.00 159.00 <u>159.00</u>
5680	Vadina, Margaret	Reimb - Goebbert's Farm 10/11/2021 Reimb - Goebbert's Farm 10/11/2021	10600 · Operating 422409 · PURSUIT	-64.72 64.72 <u>64.72</u>
5681	Greg Hubbard	Magic Show 10/22/2021 Magic Show 10/22/2021	10600 · Operating 424402 · General Programs	-175.00 175.00 <u>175.00</u>
5682	VOID			
5683	U.S. Postal Service	Postage 10132021 Postage 10132021	10600 · Operating 421201 · Postage	-1,000.00 1,000.00 <u>1,000.00</u>
5684	VOID			

**Northwest Special Recreation Association
 VBT Business Checking Accounts Payable
 Warrant #10
 October 31, 2021**

Num	Name	Description	Account	Amount
5685	SLSF	T Woodbury Donation - OS Ck 5117 T Woodbury Donation - OS Ck 5117	10600 · Operating 380001 · Revenue SLSF	-6.75 6.75 <u>6.75</u>
5686	Bill's Auto & Truck Repair	6 Invoices 110879 - 111212 Invoice 110879 Invoice 111039 Invoice 111093 Invoice 111068 Invoice 111182 Invoice 111212	10600 · Operating 422702 · Repair / Maintenance 422702 · Repair / Maintenance 422702 · Repair / Maintenance 422702 · Repair / Maintenance 422702 · Repair / Maintenance 422702 · Repair / Maintenance	-8,208.12 2,547.26 1,582.04 1,775.33 1,167.73 250.00 885.76 <u>8,208.12</u>
5687	Brianna M Assad (V)	Reimb - 10/25/2021 Lincolnshire IL Reimb - 10/25/2021 Lincolnshire IL	10600 · Operating 424406 · STAR	-63.95 63.95 <u>63.95</u>
5688	RMC Mechanical Services	Invoice SI2139156 Invoice SI2139156	10600 · Operating 421707 · Miscellaneous	-1,628.00 1,628.00 <u>1,628.00</u>
5689	Robbins Schwartz	Invoice 900740 Invoice 900740	10600 · Operating 421002 · Legal Fees	-50.00 50.00 <u>50.00</u>
5690	Campfire Concepts	Invoice 20108 Invoice 20108	10600 · Operating 423109 · Miscellaneous	-2,250.00 2,250.00 <u>2,250.00</u>
5691	VOID			
5692	Paddock Publications Inc.	Invoice 193189 Invoice 193189	10600 · Operating 423103 · Legal Notices	-39.15 39.15 <u>39.15</u>
5705	South Barrington Park District	Jon Oliveri Oct 2021 Jon Oliveri Oct 2021	10600 · Operating 450015 · South Barrington	-160.00 160.00 <u>160.00</u>
5706	PDRMA	Invoice 1021132H Invoice 1021132H Invoice 1021132H Invoice 1021132H	10600 · Operating 421603 · Employer Contributions 21530 · Employee Health Insurance 21550 · EE Contributions - Vol Life Ins	-34,387.71 30,354.31 3,900.55 132.85 <u>34,387.71</u>
5707	HR Source	Invoice 14569 Invoice 14569	10600 · Operating 421001 · Professional Expenses	-250.00 250.00 <u>250.00</u>
5708	Illinois State Police	Cost Ctr # HC9708218 Cost Ctr # HC9708218	10600 · Operating 441001 · Criminal Background Checks	-2,000.00 2,000.00 <u>2,000.00</u>
5709	NCPERS Group Life Insurance	Invoice 5436112021 Invoice 5436112021	10600 · Operating 421601 · Voluntary Benefits	-16.00 16.00 <u>16.00</u>
Total for Warrant #10 VB&T Business Checking Accounts Payable				152,444.16

**Warrant #11
Summary
November 17, 2021**

Administration	Programs	Salary	Liability/Audit/IMRF	ADA/Capital
421000 Prof. Fees	422100 Rent Municipal	424100 Full Time	441000 Liability/PDRMA	450000 ADA Compliance
421100 Office Supply	422200 Rent Commercial	424200 Part Time	442000 Audit	460000 Capital Replacement
421150 Fees	422300 Program Dev.	424300 Payroll Processing	442100 FICA	
421200 Postage	422400 Program Supply	424500 Car Allowance	442200 IMRF	
421300 Phones/Fax	422500 Comm. Trans.			
421400 Conference/Education	422600 Staff Mileage			
421500 Memberships	422700 Trans. Maint.			
421600 Health Insurance	422800 gas/tolls/parking			
421700 Maint./Utilities	422900 Printing			
421800 Rent	423000 Sub./Ads.			
421900 Computers	423100 Public Awareness			
12000 Accounts Receivable				

Total VB&T Electronic Accounts Payable		50,002.39
- IMRF, Excalibur, Wex, Wells Fargo, ComEd, HP		49,414.94
Total IPDLAF Electronic Accounts Payable (PCARDS) OCTOBER		8,900.94
Total VB&T Business Checking Accounts Payable		8,900.94
Total		108,318.27

Motion to approve Warrant #11 dated November 17, 2021 totaling \$108,318.27

Northwest Special Recreation Association
VBT Electronic Accounts Payable
Warrant #11
November 17, 2021

Vendor	Description	Account	Amount
IMRF	October 2021	21540	18,809.81
	October 2021	442202	7,334.89
	October 2021	442203	248.36
	October 2021	442204	96.85
	October 2021	442205	<u>1,097.68</u>
	IMRF Total		27,587.59
Excalibur	Invoice - 116578	421905	205.94
	Invoice - 116737	421906	<u>15,776.26</u>
	Excalibur Total		15,982.20
Wex Bank	Invoice - 75694508	422801	<u>3,033.77</u>
		Wex Total	3,033.77
ComEd	Svc 09/29 -10/27	421702	1,172.25
Wells Fargo	Konica Minolta - Oct	460001	1,256.72
FLEX	Oct Invoice - 583415948737	424303	50.00
CostCo	Citi Cards -	421511	-
IL Dept of Rev		424305	-
Hewlett Packard Fin Svcs	Lease Payment	460001	919.86
Total Warrant #11 for Electronic Accounts Payable			<u>50,002.39</u>

Northwest Special Recreation Association
VBT Electronic Accounts Payable
Warrant #11
November 17, 2021

Vendor	Description	Account	Amount
BMO Solutions			
Amazon	Office Supplies	421102	175.98
Henning Brothers Locksmith	Office Supplies	421103	26.51
Easy Keys.com	Office Supplies	421103	17.80
Namebadges	Office Supplies	421104	59.76
amazon	Office Supplies	421105	15.82
amazon	Office Supplies	421105	10.79
Amazon	Office Supplies	421105	12.97
Amazon	Office Supplies	421105	15.98
Amazon	Office Supplies	421105	8.99
Amazon	Office Supplies	421105	80.12
Amazon	Office Supplies	421105	102.47
My Commerce	Office Supplies	421105	52.06
Amazon	Office Supplies	421105	73.96
Amazon	Office Supplies	421106	46.00
Amazon	Office Supplies	421106	53.74
Authorize.net	Office Supplies	421152	26.85
Verizon	Telephone/Fax	421301	624.17
First Communications	Telephone/Fax	421304	529.73
Converged Digital	Telephone/Fax	421305	314.00
Amazon	Telephone/Fax	421306	274.30
ILTRA	Conference/Education	421402	110.00
IPRA	Conference/Education	421402	30.00
IPRA	Conference/Education	421402	30.00
IPRA	Conference/Education	421402	20.00
IPRA	Conference/Education	421402	90.00
EB Serving Injured Ve	Conference/Education	421402	275.00
IPRA	Conference/Education	421402	60.00
IPRA	Conference/Education	421402	30.00
IPRA	Conference/Education	421402	30.00
IAPD	Conference/Education	421402	416.00
IPRA	Conference/Education	421402	60.00
IPRA	Conference/Education	421402	99.00
Walker Brothers	Conference/Education	421405	42.76
IAPD	Conference/Education	421405	211.00
Walker Bros	Conference/Education	421405	42.32
Starbucks	Conference/Education	421406	8.96
starbucks	Conference/Education	421406	32.00
Dunkin	Conference/Education	421406	26.63
Walgreens	Conference/Education	421406	26.02
Dunkin Donuts	Conference/Education	421406	29.28
Great American Bagel	Conference/Education	421406	41.77
Walmart	Conference/Education	421406	88.96
Wheeling Park District	Conference/Education	421406	120.00
Crumbl	Conference/Education	421406	25.91
Spunky Dunkers	Conference/Education	421406	28.31
PayPal	Conference/Education	421407	110.00
Allen Force	Conference/Education	421407	275.00
Eb Serving Injured Veterans	Conference/Education	421407	275.00

Northwest Special Recreation Association
VB Electronic Accounts Payable
Warrant #11
November 17, 2021

Vendor	Description	Account	Amount
Right Networks	Computers	421905	53.85
Intuit	Computers	421905	1,517.96
Jobmatch	Computers	421905	329.00
Zoom	Computers	421905	14.99
Fleetio	Computers	421905	136.80
Apple	Computers	421905	0.99
Amazon	Computers	421906	38.10
Amazon	Computers	421906	1,240.04
Amazon	Computers	421906	90.97
Amazon	Computers	421906	8.99
Amazon	Computers	421906	51.96
Amazon	Computers	421906	19.90
Panera Bread	Rental Municipal	422109	35.26
City Works	Commercial Expenses	422201	280.00
Wheeling Park District	Commercial Expenses	422201	500.00
Dominos	Commercial Expenses	422201	171.49
Marianos	Commercial Expenses	422201	35.34
Great American Hotdog	Commercial Expenses	422204	67.51
Six Flags	Commercial Expenses	422204	618.64
Six Flags	Commercial Expenses	422204	56.44
Six Flags	Commercial Expenses	422204	25.00
Six Flags	Commercial Expenses	422204	20.68
Six Flags	Commercial Expenses	422204	65.35
Goebbert's	Commercial Expenses	422204	21.09
Goebbert's	Commercial Expenses	422204	80.00
Big Bowl Lincolnshire	Commercial Expenses	422204	144.78
Elk Grove Bowl	Commercial Expenses	422206	514.00
Elk Grove Bowl	Commercial Expenses	422206	522.00
Bowlero-MP	Commercial Expenses	422206	153.00
Bowlero-MP	Commercial Expenses	422206	162.00
Bowlero-MP	Commercial Expenses	422206	180.00
Valli Produce	Commercial Expenses	422206	40.65
Marianos	Commercial Expenses	422206	17.47
Marianos	Commercial Expenses	422206	12.76
Marianos	Commercial Expenses	422206	34.41
Arlington Lanes	Commercial Expenses	422206	52.50
Arlington Lanes	Commercial Expenses	422206	52.50
Arlington Lanes	Commercial Expenses	422206	52.50
Elk Grove Bowl	Commercial Expenses	422206	498.00
Elk Grove Bowl	Commercial Expenses	422206	514.00
Trader Joes	Commercial Expenses	422209	12.00
Jewel Osco	Commercial Expenses	422209	54.07
Pet Supplies Plus	Commercial Expenses	422209	5.50
Jewel Osco	Commercial Expenses	422209	40.90
Jewel Osco	Commercial Expenses	422209	13.23
Dollar Tree	Commercial Expenses	422209	11.00
Trader Joes	Commercial Expenses	422209	25.83
Goodwill	Commercial Expenses	422209	55.70
Dollar Tree	Commercial Expenses	422209	16.00
Jewel Osco	Commercial Expenses	422209	15.96

Northwest Special Recreation Association
VBT Electronic Accounts Payable
Warrant #11
November 17, 2021

Vendor	Description	Account	Amount
Dollar Tree	Commercial Expenses	422209	21.00
Amazon	Commercial Expenses	422209	72.87
Amazon	Commercial Expenses	422209	41.97
Goofy Faces	Commercial Expenses	422209	870.00
Jewel Osco	Commercial Expenses	422209	15.98
Chicago Botanical Garden	Commercial Expenses	422209	104.00
Jewel Osco	Commercial Expenses	422209	12.46
amazon	Program Development	422305	36.48
amazon	Program Development	422305	9.97
PODS	Program Development	422305	288.00
aldi	Supplies	422401	50.91
dollar tree	Supplies	422401	8.00
Wal-Mart	Supplies	422401	102.06
Amazon	Supplies	422401	9.99
Amazon	Supplies	422404	75.60
Amazon	Supplies	422404	5.02
Amazon	Supplies	422404	108.83
Amzn	Supplies	422404	24.99
Dollar Tree	Supplies	422404	47.00
Dollar Tree	Supplies	422404	9.00
Walmart	Supplies	422404	1.45
Walmart	Supplies	422404	21.71
Dollar Tree	Supplies	422404	5.58
Dollar Tree	Supplies	422406	16.00
Goebberts Farm	Supplies	422406	19.69
Jewel Osco	Supplies	422406	31.14
Home Depot	Supplies	422406	59.92
Target	Supplies	422406	9.41
Dollar Tree	Supplies	422406	16.00
Jewel Osco	Supplies	422406	33.02
Jewel Osco	Supplies	422406	40.59
Jewel Osco	Supplies	422406	52.02
Jewel Osco	Supplies	422406	49.21
Whole foods Market	Supplies	422406	5.99
Jewel Osco	Supplies	422406	47.32
Dollar Tree	Supplies	422406	7.70
Dollar Tree	Supplies	422406	9.00
Walmart	Supplies	422406	37.92
Walmart	Supplies	422406	24.10
Jewel Osco	Supplies	422406	16.02
Amazon	Supplies	422406	28.95
Dollar Tree	Supplies	422406	22.00
dollar tree	supplies	422406	4.00
dollar tree	supplies	422406	4.00
dollar tree	supplies	422406	3.00
dollar tree	supplies	422406	9.00
Hobby Lobby	Supplies	422406	17.99
Jewel	Supplies	422406	52.35
Wal-Mart	Supplies	422406	13.13
Jewel	Supplies	422406	10.47

**Northwest Special Recreation Association
 VBT Electronic Accounts Payable
 Warrant #11
 November 17, 2021**

Vendor	Description	Account	Amount
Jewel	Supplies	422406	131.83
Jewel	Supplies	422409	27.82
Jewel	Supplies	422409	7.97
Jewel	Supplies	422409	(1.84)
Jewel	Supplies	422409	31.78
Jewel	Supplies	422409	9.49
Walmart	Supplies	422409	7.34
Jewel	Supplies	422409	7.50
Jewel	Supplies	422409	7.98
Didier Farms	Supplies	422409	32.45
Jewel	Supplies	422409	17.76
Walmart	Supplies	422409	28.80
Petco	Supplies	422409	15.99
Didier Farms	Supplies	422409	58.45
Michaels	Supplies	422409	10.14
Amazon	Supplies	422409	30.89
Amazon	Supplies	422409	61.50
Amazon	Supplies	422409	68.49
Amazon	Supplies	422409	(68.49)
Walmart	Supplies	422409	19.04
Walmart	Supplies	422409	26.08
Walmart	Supplies	422409	19.08
Petco	Supplies	422409	113.04
Jewel	Supplies	422409	34.74
Jewel	Supplies	422409	11.88
Walmart	Supplies	422409	14.04
Dunkin Donuts	Supplies	422409	14.52
Walmart	Supplies	422409	23.44
Walmart	Supplies	422409	29.28
Jewel	Supplies	422409	6.68
Joann	Supplies	422409	16.52
Jewel	Supplies	422409	15.96
Jewel	Supplies	422409	17.65
Jewel	Supplies	422409	10.49
Goebberts Farm	Supplies	422409	93.95
Jewel	Supplies	422409	28.45
Amazon	Supplies	422409	6.69
Spirit Halloween	Supplies	422409	23.97
Amazon	Supplies	422409	104.07
Amazon	Supplies	422409	47.98
Amazon	Supplies	422409	193.98
Amazon	Supplies	422409	423.10
Amazon	Supplies	422409	17.80
Amazon	Supplies	422409	120.15
Amazon	Supplies	422409	392.44
Amazon	Supplies	422409	10.99
Amazon	Supplies	422409	5.99
Amazon	Supplies	422409	473.31
Amazon	Supplies	422409	7.08
Amazon	Supplies	422409	21.95

**Northwest Special Recreation Association
 VBT Electronic Accounts Payable
 Warrant #11
 November 17, 2021**

Vendor	Description	Account	Amount
Amazon	Supplies	422409	89.60
Amazon	Supplies	422409	5.84
Amazon	Supplies	422409	34.42
Amazon	Supplies	422409	19.65
Amazon	Supplies	422409	293.02
Amazon	Supplies	422409	11.70
Amazon	Supplies	422409	507.63
Netflix	Supplies	422409	17.99
Jewel Osco	Supplies	422409	14.97
Jewel Osco	Supplies	422409	25.94
Jewel Osco	Supplies	422409	20.96
Jewel Osco	Supplies	422409	14.47
Jewel Osco	Supplies	422409	26.37
Jewel Osco	Supplies	422409	21.00
Jewel Osco	Supplies	422409	9.78
Walmart	Supplies	422409	34.72
Walmart	Supplies	422409	59.70
Amazon	Supplies	422409	146.66
Dollar Tree	Supplies	422409	53.50
Amazon	Supplies	422409	22.45
Pet Supplies Plus	Supplies	422409	7.50
PETCO	Supplies	422409	12.80
Pet Supplies Plus	Supplies	422409	5.83
Amazon	Supplies	422411	55.98
Jewel	Supplies	422412	84.23
Amazon	Supplies	422414	118.03
Wordmint	Supplies	422417	17.99
starbucks	Supplies	422421	31.92
Medify Air	Supplies	422421	814.00
WalMart	Supplies	422422	33.87
Target	Supplies	422422	19.94
Five Below	Supplies	422422	31.90
Dollar Tree	Supplies	422422	15.00
WalMart	Supplies	422422	33.87
Dollar Tree	Supplies	422422	18.00
Kohls	Supplies	422422	40.28
Amazon	Supplies	422422	60.00
Amazon	Supplies	422422	190.00
4Imprint	Supplies	422423	545.74
Amazon	Supplies	422423	17.99
Amazon	Supplies	422423	19.95
Portillos	Supplies	422423	737.10
GameStop	Supplies	422423	14.99
Amazon	Supplies	422423	320.08
GameStop	Supplies	422423	2,451.62
Amazon	Supplies	422423	31.26
Amazon	Supplies	422423	43.32
GameStop	Supplies	422423	224.13
Amazon	Supplies	422423	20.69
Amazon	Supplies	422423	20.97

Northwest Special Recreation Association
VBT Electronic Accounts Payable
Warrant #11
November 17, 2021

Vendor	Description	Account	Amount
Amazon	Supplies	422423	65.95
Jewel	Supplies	422423	483.19
Amazon	Supplies	422423	16.99
Retrospec	Supplies	422423	703.92
Amazon	Transportation Maintenance	422701	215.98
LexisNexis BuyCrash	Transportation Maintenance	422705	30.00
Amazon	Transportation Maintenance	422705	257.55
Il Tollway	Transportation Gas/Tolls	422802	1,416.65
Adobe	Printing	422905	26.81
Konica Minolta	Printing	422906	640.89
Konica Minolta	Printing	422906	21.68
Konica Minolta	Printing	422906	82.37
Konica Minolta	Printing	422906	22.45
Konica Minolta	Printing	422906	8.88
Konica Minolta	Printing	422906	42.70
Konica Minolta	Printing	422906	21.04
Konica Minolta	Printing	422906	1.32
Konica Minolta	Printing	422906	52.58
Konica Minolta	Printing	422906	24.86
Konica Minolta	Printing	422906	56.60
Konica Minolta	Printing	422906	8.39
Konica Minolta	Printing	422906	57.03
Konica Minolta	Printing	422906	6.16
Konica Minolta	Printing	422906	43.28
Konica Minolta	Printing	422906	14.57
Vistaprint	Printing	422908	47.99
Proflowers	Public Awareness	423101	85.51
Facebook	Public Awareness	423104	35.00
Facebook	Public Awareness	423104	17.98
Indeed	Public Awareness	423110	100.00
Oreinetal trading	Public Awareness	423111	230.59
amazon	Public Awareness	423111	17.81
Amazon	Inclusion	450001	42.00
Ultimate Screen Printing	Inclusion	450001	116.56
Ultimate Screen Printing	Inclusion	450002	116.56
Ultimate Screen Printing	Inclusion	450003	116.56
Amazon	Inclusion	450004	24.99
Amazon	Inclusion	450004	13.98
Amazon	Inclusion	450004	66.96
Ultimate Screen Printing	Inclusion	450004	116.56
Ultimate Screen Printing	Inclusion	450005	116.56
Amazon	Inclusion	450006	7.56
Ultimate Screen Printing	Inclusion	450006	116.56
Ultimate Screen Printing	Inclusion	450008	116.56
Ultimate Screen Printing	Inclusion	450009	116.56
Ultimate Screen Printing	Inclusion	450010	116.56
Ultimate Screen Printing	Inclusion	450011	116.56
Amazon	Inclusion	450012	8.99
Ultimate Screen Printing	Inclusion	450012	116.56
Ultimate Screen Printing	Inclusion	450014	116.56

**Northwest Special Recreation Association
 VBT Electronic Accounts Payable
 Warrant #11
 November 17, 2021**

Vendor	Description	Account	Amount
Ultimate Screen Printing	Inclusion	450015	116.56
Ultimate Screen Printing	Inclusion	450016	116.56
Jewel Osco	Inclusion	450017	28.17
Amazon	Inclusion	450017	57.20
Amazon	Inclusion	450017	22.99
Ultimate Screen Printing	Inclusion	450017	116.66
Shake Shack	Inclusion	450021	74.91
Adobe	Inclusion	450021	26.55
amazon	Inclusion	450022	42.97
DoorDash	Inclusion	450022	59.42
Crumbl	Inclusion	450022	25.33
B&H	Capital Expenses	460000	987.00
Ring	Capital Expenses	460001	509.92
Ring	Capital Expenses	460001	1,019.70
Total Warrant #11 for Electronic Accounts Payable			49,414.94

**Northwest Special Recreation Association
 VBT Business Checking Accounts Payable
 Warrant #11
 November 17, 2021**

Num	Name	Description	Account	Amount
5693	Hanover Park Park District	Rent - Nov 2021 Rent - Nov 2021	10600 · Operating 421803 · HPPD Rental Space	-1,443.00 1,443.00 <u>1,443.00</u>
5694	Mt. Prospect Park District	Rent - Nov 2021 Rent - Nov 2021	10600 · Operating 421804 · MPPD Rental Space	-2,500.00 2,500.00 <u>2,500.00</u>
5695	Rolling Meadows Park District	Invoice 21-0011 Invoice 21-0011	10600 · Operating 421802 · RMCC Rental Space	-2,500.00 2,500.00 <u>2,500.00</u>
5696	Rolling Meadows Park District	Invoice 21-411 Invoice 21-411	10600 · Operating 421701 · Condo Maintenance	-960.00 960.00 <u>960.00</u>
5697	Park Central Condo Assn.	Invoice 10-011 Invoice 10-011	10600 · Operating 421801 · Condo Association Fee	-1,065.00 1,065.00 <u>1,065.00</u>
5698	VOID			
5699	Boschan, Steven	Payroll - P/D 11/05/2021		
5700	Mandernach, Kimberlee	Payroll - P/D 11/05/2021		
5701	McNerney, Kelly	Payroll - P/D 11/05/2021		
5702	Morgan, Emily R	Payroll - P/D 11/05/2021		
5703	Palla, William	Payroll - P/D 11/05/2021		
5704	Strom, Donna	Payroll - P/D 11/05/2021		
5710	All Ways Catering & Deli	Invoice 9226 & 9230 Invoice 9226 Invoice 9230	10600 · Operating 421406 · Professional Meetings 421406 · Professional Meetings	-432.94 141.50 291.44 <u>432.94</u>
Total for Warrant #11 VB&T Business Checking Accounts Payable				8,900.94



We exist to provide outstanding opportunities through recreation for children and adults with disabilities.

To: NWSRA Board of Trustees
From: Tracey Crawford, Executive Director
Re: Payroll
Date: November 17, 2021

Motion:

A motion to approve Payroll for the following Pay Periods Ending:

1. 09/24/21 - \$92,153.74
2. 10/01/21 - \$67.48
3. 10/08/21 - \$102,903.69
4. 10/22/21 - \$95,526.08
5. 11/05/21 - \$99,685.98

An extension of the local park districts serving

Arlington Heights • Bartlett • Buffalo Grove • Elk Grove • Hanover Park • Hoffman Estates • Inverness • Mount Prospect
Palatine • Prospect Heights • River Trails • Rolling Meadows • Salt Creek • Schaumburg • South Barrington • Streamwood • Wheeling

Northwest Special Recreation Association

Payroll Summary

September 24, 2021

Employee Wages, Taxes and Adjustments

Gross Pay	
Exempt	70,274.03
Office Support-FT	5,352.10
Driver	1,545.08
General	1,942.63
Inclusion AH	188.00
Inclusion BG	745.97
Inclusion BRT	259.00
Inclusion EG	254.25
Inclusion HE	367.87
Inclusion MP	522.09
Inclusion PAL	163.78
Inclusion PH	1,091.45
Inclusion RM	587.25
Inclusion Sch	521.50
Inclusion WH	575.00
Leader	1,287.32
Office Support-FT OT	5.74
Office Support-PT	1,008.90
Training/Orientation	60.50
Bonus	50.00
Car Allowance	300.00
Mileage Reimbursement	0.00
Vacation Payout	6,654.72
Total Gross Pay	93,757.18
Deductions from Gross Pay	
457b Plan Emp.	-1,145.76
Dep. Care FSA	-41.67
Health Insurance	-2,113.99
IMRF-FT-EE	-3,419.20
IMRF-PT-EE	-45.40
IMRF-Voluntary	-707.73
Medical Care FSA	-640.79
Roth IRA Emp.	-130.00
Voluntary Life	-77.65
Total Deductions from Gross Pay	-8,322.19
Adjusted Gross Pay	85,434.99
Taxes Withheld	
Federal Withholding	-7,878.00
Medicare Employee	-1,318.94
Social Security Employee	-5,639.57
IL - Withholding	-3,981.19
IN - Withholding	-53.21
Medicare Employee Addl Tax	0.00

Northwest Special Recreation Association

Payroll Summary

September 24, 2021

Total Taxes Withheld	-18,870.91
Deductions from Net Pay	
Accident Insurance	-64.57
Critical Illness Ins.	-18.79
Short Term Disability	-156.40
Total Deductions from Net Pay	-239.76
Net Pay	66,324.32
Employer Taxes and Contributions	
Federal Unemployment	12.25
Medicare Company	1,318.94
Social Security Company	5,639.57
IL - Unemployment	0.00
IMRF-FT	8,646.74
IMRF-PT	114.81
Total Employer Taxes and Contributions	15,732.31

Total Payroll	\$ 92,153.74
- Checks & Direct Deposits	\$ 66,324.32
- Tax Liability	\$ 25,829.42
- Illinois	\$ 3,981.19
- Indiana	\$ 53.21
- Federal	\$ 21,795.02

Northwest Special Recreation Association

Payroll Summary

October 1, 2021

Employee Wages, Taxes and Adjustments

Gross Pay	
Inclusion	0.00
Inclusion Training	35.20
Leader	0.00
Leader OT	0.00
Training/Orientation	27.50
Total Gross Pay	62.70
Adjusted Gross Pay	62.70
Taxes Withheld	
Federal Withholding	0.00
Medicare Employee	-0.90
Social Security Employee	-3.88
IL - Withholding	-3.10
Medicare Employee Addl Tax	0.00
Total Taxes Withheld	-7.88
Net Pay	54.82
Employer Taxes and Contributions	
Medicare Company	0.90
Social Security Company	3.88
IL - Unemployment	0.00
Total Employer Taxes and Contributions	4.78

Total Payroll	\$ 67.48
- Checks & Direct Deposits	\$ 54.82
- Tax Liability	\$ 12.66
- Illinois	\$ 3.10
- Indiana	\$ -
- Federal	\$ 9.56

Northwest Special Recreation Association

Payroll Summary

October 8, 2021

Employee Wages, Taxes and Adjustments

Gross Pay	
Exempt	75,236.43
Office Support-FT	5,352.10
Driver	1,702.47
General	1,744.69
Inclusion AH	515.06
Inclusion BG	1,155.69
Inclusion BRT	410.50
Inclusion EG	489.77
Inclusion HE	594.68
Inclusion MP	650.74
Inclusion PAL	238.22
Inclusion PH	1,128.77
Inclusion RM	1,091.75
Inclusion SB	92.25
Inclusion SC	117.25
Inclusion Sch	279.00
Inclusion WH	472.50
Leader	914.95
Office Support-PT	1,070.40
Training/Orientation	270.06
Bonus	0.00
Add'l Wages-PT	59.24
Car Allowance	300.00
Mileage Reimbursement	2,072.31
Phone/Data Stipend	1,190.00
Vacation Payout	6,827.52
Total Gross Pay	103,976.35
Deductions from Gross Pay	
457b Plan Emp.	-1,145.76
Dep. Care FSA	-41.67
Health Insurance	-1,977.79
IMRF-FT-EE	-3,640.00
IMRF-PT-EE	-48.17
IMRF-Voluntary	-691.09
Medical Care FSA	-670.55
Roth IRA Emp.	-130.00
Voluntary Life	-77.65
Total Deductions from Gross Pay	-8,422.68
Adjusted Gross Pay	95,553.67
Taxes Withheld	
Federal Withholding	-9,070.00
Medicare Employee	-1,438.57
Social Security Employee	-6,151.21

Northwest Special Recreation Association

Payroll Summary

October 8, 2021

IL - Withholding	-4,378.49
IN - Withholding	-54.34
Medicare Employee Addl Tax	0.00
Total Taxes Withheld	-21,092.61
Deductions from Net Pay	
Accident Insurance	-64.57
Critical Illness Ins.	-18.79
Short Term Disability	-156.40
Total Deductions from Net Pay	-239.76
Net Pay	74,221.30
Employer Taxes and Contributions	
Federal Unemployment	9.81
Medicare Company	1,438.57
Social Security Company	6,151.21
IL - Unemployment	0.00
IMRF-FT	9,205.12
IMRF-PT	121.81
Total Employer Taxes and Contributions	16,926.52

Total Payroll	\$ 102,903.69
- Checks & Direct Deposits	\$ 74,221.30
- Tax Liability	\$ 28,682.39
- Illinois	\$ 4,378.49
- Indiana	\$ 54.34
- Federal	\$ 24,249.56

Northwest Special Recreation Association

Payroll Summary

October 22, 2021

Employee Wages, Taxes and Adjustments

Gross Pay	
Exempt	76,464.11
Office Support-FT	5,352.10
Driver - General	92.83
Driver - Pursuit	1,195.00
General	2,312.80
Inclusion AH	330.95
Inclusion BG	804.75
Inclusion BRT	369.25
Inclusion EG	449.50
Inclusion HE	512.62
Inclusion MP	516.93
Inclusion PAL	174.38
Inclusion PH	1,108.89
Inclusion RM	678.25
Inclusion SB	64.92
Inclusion Sch	183.97
Inclusion WH	681.76
Leader	1,011.53
Office Support - PT	1,081.80
Sub - Pursuit	1,904.01
Training/Orientation	57.75
Bonus	0.00
Car Allowance	300.00
Mileage Reimbursement	360.08
Total Gross Pay	96,008.18
Deductions from Gross Pay	
457b Plan Emp.	-415.00
Dep. Care FSA	-41.67
Health Insurance	-1,922.76
IMRF-FT-EE	-3,695.25
IMRF-PT-EE	-48.68
IMRF-Voluntary	-406.59
Medical Care FSA	-628.88
Roth IRA Emp.	-130.00
Voluntary Life	-72.20
Total Deductions from Gross Pay	-7,361.03
Adjusted Gross Pay	88,647.15
Taxes Withheld	
Federal Withholding	-7,389.00
Medicare Employee	-1,349.29
Social Security Employee	-5,769.40
IL - Withholding	-4,137.37
IN - Withholding	-51.57

Northwest Special Recreation Association

Payroll Summary

October 22, 2021

Medicare Employee Addl Tax	0.00
Total Taxes Withheld	<u>-18,696.63</u>
Deductions from Net Pay	
Accident Insurance	-64.57
Critical Illness Ins.	-18.79
Short Term Disability	-156.40
Total Deductions from Net Pay	<u>-239.76</u>
Net Pay	<u><u>69,710.76</u></u>
Employer Taxes and Contributions	
Federal Unemployment	3.15
Medicare Company	1,349.29
Social Security Company	5,769.40
IL - Unemployment	0.00
IMRF-FT	9,344.83
IMRF-PT	123.11
Total Employer Taxes and Contributions	<u><u>16,589.78</u></u>

Total Payroll	\$ 95,526.08
- Checks & Direct Deposits	\$ 69,710.76
- Tax Liability	\$ 25,815.32
- Illinois	\$ 4,137.37
- Indiana	\$ 51.57
- Federal	\$ 21,626.38

Northwest Special Recreation Association

Payroll Summary

November 5, 2021

Employee Wages, Taxes and Adjustments

Gross Pay	
Exempt	76,464.11
Office Support-FT	5,352.10
Driver - General	214.21
Driver - Pursuit	1,234.08
General	2,545.89
Inclusion AH	384.52
Inclusion BG	935.84
Inclusion BRT	279.50
Inclusion EG	274.50
Inclusion HE	547.95
Inclusion MP	646.35
Inclusion PAL	188.84
Inclusion PH	904.06
Inclusion RM	1,106.75
Inclusion SB	60.13
Inclusion Sch	223.53
Inclusion WH	830.93
Leader	1,237.40
Office Support-FT OT	17.86
Office Support - PT	1,084.80
Sub - Pursuit	2,037.78
Training/Orientation	135.13
Car Allowance	300.00
Mileage Reimbursement	1,797.82
Phone/Data Stipend	1,400.00
Total Gross Pay	100,204.08
Deductions from Gross Pay	
457b Plan Emp.	-415.00
Dep. Care FSA	-41.67
Health Insurance	-2,138.10
IMRF-FT-EE	-3,696.06
IMRF-PT-EE	-48.82
IMRF-Voluntary	-407.29
Medical Care FSA	-628.88
Roth IRA Emp.	-130.00
Voluntary Life	-72.20
Total Deductions from Gross Pay	-7,578.02
Adjusted Gross Pay	92,626.06
Taxes Withheld	
Federal Withholding	-7,610.00
Medicare Employee	-1,386.15
Social Security Employee	-5,926.99
IL - Withholding	-4,252.50

Northwest Special Recreation Association

Payroll Summary

November 5, 2021

IN - Withholding	-52.70
Medicare Employee Addl Tax	0.00
Total Taxes Withheld	-19,228.34
Deductions from Net Pay	
Accident Insurance	-78.03
Critical Illness Ins.	-18.79
Short Term Disability	-156.40
Total Deductions from Net Pay	-253.22
Net Pay	73,144.50
Employer Taxes and Contributions	
Medicare Company	1,386.15
Social Security Company	5,926.99
IL - Unemployment	0.00
IMRF-FT	9,346.86
IMRF-PT	123.45
Total Employer Taxes and Contributions	16,783.45

Total Payroll	\$ 99,685.98
- Checks & Direct Deposits	\$ 73,144.50
- Tax Liability	\$ 26,541.48
- Illinois	\$ 4,252.50
- Indiana	\$ 52.70
- Federal	\$ 22,236.28

VII. Staff Reports

[Return to Home](#)

To: Tracey Crawford, Executive Director
From: Andrea Griffin and Rachel Hubsch, Superintendents of Recreation
Re: Program Report, September 2, 2021 – November 1, 2021

NWSRA General Therapeutic Recreation Programs & Services

Registration for General Therapeutic Recreation fall programs began on August 10. NWSRA is still offering both in person and virtual programs. As of October 20, over 720 registrations have been received. Music lessons are a successful and popular program this season. Full registrations were received for piano and voice lessons for all three months. Young adults were back rocking in the suburbs by having a bonfire, Wii game night, ice cream in downtown Arlington and much more. The virtual program Monday Night Fun, consistently has 5-10 participants each week. Participants play games such as Scene It, Disney Trivia, Deal or No Deal, and Emoji Bingo all while enjoying a snack and sharing some laughs. A 1:1 Art Sampler with a Certified Therapeutic Recreation Specialist, held throughout the fall, provided a long-time participant the opportunity to continue working on their social skills. Katherine, a resident of Inverness, increased her self-expression by creating art projects tailored to her interests of classic Disney movies and birds.

PURSUIT Community Adult Day Program

Throughout the month of September, all five PURSUIT locations visited Goat Yoga Chicago to practice yoga in the company of goats! Each group was guided through basic yoga poses while being able to interact with the animals. The staff at Goat Yoga Chicago adapted each yoga pose and being so accommodating of our groups. We are looking forward to returning next year.

A special thank you to Chicago Ride for Autism Speaks for their donation to the PURSUIT Adult Day Program. This great yearly collaboration helps support exceptional programming at PURSUIT for adults with disabilities 22 and older.

NWSRA Social Clubs

TGIF Social Club visited City Works in Schaumburg for dinner while the Friday Night Social Club had a Fun and Fondue Party in Palatine at Plum Grove Park. The night was filled with great food & laughs. The final outing for October will be a joint club with Magician providing entertainment for the evening.

Inclusion Services

The inclusion team continues to support NWSRA Member Park Districts in a multitude of ways during the staffing crisis, including providing training for park district staff running the before and after care programs. Staff have seen great success in providing these trainings as well as a desire to work as a team and understand their role in inclusion, behavior management, and empathy. Schaumburg Park District received two separate nights of trainings, 40 attendees at each, as well as Elk Grove and Rolling Meadows Park District among the other Member Park Districts that opted in for additional training for their staff. Park District staff are not only more knowledgeable on the inclusion process but more confident in their ability to provide safe and fun

programming for all residents. Full-time CTRS continue to support inclusion needs as we look to recruit more part-time inclusion aides.

Health Minds Healthy Bodies

Weather derailed our trip to Hideaway Brew Garden, but we are looking forward to upcoming events! We are continuing to focus on outreach and spreading the word on the program to reach as many new veterans as possible. It is hard to believe there are only 2 events remaining this year for Healthy Minds Healthy Bodies. In November we will be heading to a Chicago Wolves game. Our last event of the year will be our annual holiday party, and white elephant gift exchange.

NWSRA Sensory Garden

The Sensory Garden Team worked with Tri-Village Garden Club to prepare for the fall garden season. For the fall season, our planter beds feature pansies and ornamental grasses. Four large planters include ornamental millet, ornamental kale and cabbage, ornamental peppers, pansies and mums. In addition to the bulbs that were planted last year, both groups worked together to plant over 200 spring bulbs. We are excited for a pop of color this coming spring!

PURSUIT Hanover Park carved pumpkins that are on display in our vegetable bed and we are looking forward to continuing to add to the seasonal décor. Community members continue to use the Sensory Garden on their lunch breaks and while they wait for their child at tennis lessons.

Behavior Team

The Behavior Team continues to meet and provide support on an as needed basis for both virtual and in person programs. Two new team members were as well: Alexis Bell, Manager of Support Services Department and Janae Winston, Support Services Coordinator. Additionally, learning opportunities are being attended and monthly articles are being shared with the group as well.

MARKETING & IT REPORT SEPTEMBER/OCTOBER 2021

As a leader in the field of Therapeutic Recreation, NWSRA maximizes public outreach through a variety of endeavors. The following report highlights some of the recent marketing and public relations activities:

SLSF GALA

- Produced Gala Programs.
- Put together our Brian Howard Video highlighting his musical talents.
- Produced our featured Gala video highlighting the yesterday, today, and tomorrow of the NWSRA and SLSF.
- Designed all signage for the day of the event.
- Put together all the posters used to promote our plans for the Vogelei House, at the Impact Auction table.
- Researched and implemented all sorts of new equipment, software, and processes to make the “hybrid” aspect of the Gala a success.

ONLINE

- Promoted #SLSF40 every Friday on social.
- Posted Congratulating our very own Liz Thomas for receiving the Illinois Jaycees award for Outstanding Young Persons of Illinois.
- Consistently highlighting our participants on social enjoying NWSRA programming.



PUBLICATIONS AND FLYERS

- Developed updated marketing materials for Trunk or Treat.
- Worked with Rachel and her team to develop a more streamlined and efficient brochure production processes.
- Produced and sent to print our Winter/Spring brochure. This brochure features a refreshed look and feel, allowing for better navigation. This will be printed and mailed to those only who specifically requested it, dramatically reducing the number we are printing.

TECHNOLOGY

- Went through the dream lab and updated all out-of-date software and replaced any broken equipment to ensure the space performs as designed.
- Worked with Converged on our Mitel Phone app, allowing it to work with everyones cell phones, no matter the device.
- Developed a new process for staff to check out IT equipment, holding staff accountable for equipment they use and allowing us to keep things up to date.

IN PROGRESS

- 2022-2024 NWSRA Comprehensive Strategic Plan.
- Creating a path to completing Civi.
- Gold Medal Fashion Show marketing materials.
- Developing a plan of ipad/device management.

WEBSITE STATISTICS

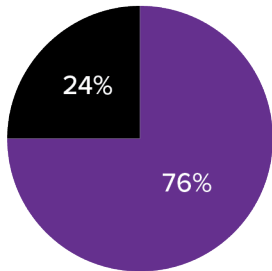
www.nwsra.org

5,059

TOTAL PAGE VIEWS

2,514

TOTAL SESSIONS



■ New Visitor
■ Returning Visitor

1,421 NEW VISITORS

MOST VISITED PAGES

1. NWSRA Homepage	1,908
2. NWSRA NWSRA Brochure	762
3. NWSRA Staff	483
4. NWSRA Jobs	201
5. NWSRA PURSUIT	151
6. NWSRA Activity	143
7. NWSRA Staff/Volunteer Portal	114
8. NWSRA About	112
9. NWSRA Athletics	71
10. NWSRA Day Camps	66

PAGE VIEWS

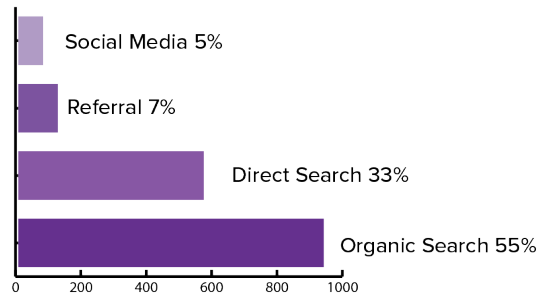
1,908
762
483
201
151
143
114
112
71
66

AVG. TIME SPENT

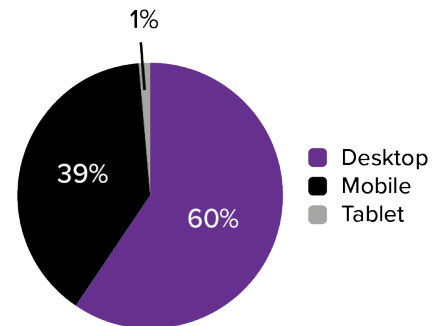
46 sec
3:36
3:23
1:51
2:35
52 sec
39 sec
1:35
24 sec
2:15

TOP CHANNELS

How people visit the website



DEVICES BEING USED



■ Desktop
■ Mobile
■ Tablet

SOCIAL MEDIA STATISTICS



People Reached: 6,523
Total Page Likes: 9,320
Post Engagements: 864



Post Impressions: 1,254
Post Reach: 301
Total Followers: 775



Total Followers: 401
Tweet Impressions: 1,700
Profile Visits: 139



Post Impressions: 57
Total Followers: 1,074
Page Views: 74

TRENDING POSTS

- All Ways Catering & Deli Promo
- Trunk or Treat
- Congrats Liz Thomas Award
- Chicagoland Walk and Roll



WEBSITE STATISTICS

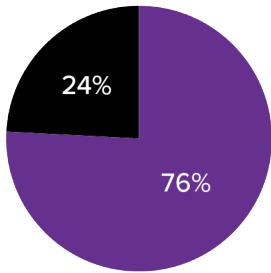
www.nwsra.org

5,516

TOTAL PAGE VIEWS

2,459

TOTAL SESSIONS



■ New Visitor
■ Returning Visitor

709 NEW VISITORS

MOST VISITED PAGES

1. NWSRA Homepage	2,493
2. NWSRA NWSRA Brochure	794
3. NWSRA Staff	372
4. NWSRA Jobs	171
5. NWSRA PURSUIT	167
6. NWSRA About	134
7. NWSRA Staff/Volunteer Portal	119
8. NWSRA Activity	87
9. NWSRA Sibshops	85
10. NWSRA Meeting Information	82

PAGE VIEWS

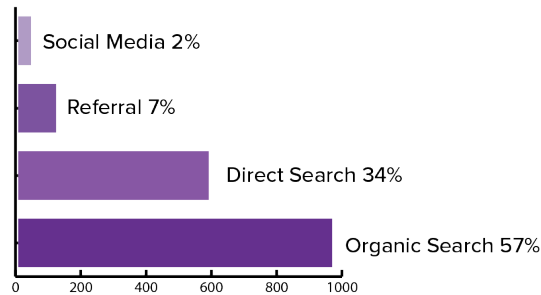
2,493
794
372
171
167
134
119
87
85
82

AVG. TIME SPENT

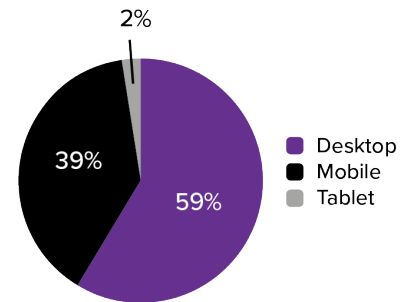
37 sec
3:51
4:22
2:22
3:12
1:10
25 sec
1:10
1:37
56 sec

TOP CHANNELS

How people visit the website



DEVICES BEING USED



SOCIAL MEDIA STATISTICS



People Reached: 8,707
Total Page Likes: 9,340
Post Engagements: 2,825



Post Impressions: 3,199
Post Reach: 453
Total Followers: 779



Total Followers: 402
Tweet Impressions: 4,380
Profile Visits: 1,036



Post Impressions: 1,470
Total Followers: 1,081
Page Views: 95

TRENDING POSTS

- Liz Thomas Award
- Sibshops
- Chicago Ride Autism Speaks Donation
- PURSUIT Goat Yoga
- NWSRA Staff Pumpkin Contest



Date: November 10, 2021
To: Tracey Crawford, Executive Director
From: Anne Kiwala, Superintendent of Development & Liz Thomas, Foundation Manager
RE: SLSF Update for the November NWSRA Board Meeting

Sponsorships: Sponsorship dollars are part of the SLSF event budgets. The FY 2021 budgeted amount is \$61,200. To date, \$87,351 has been received, which is 143% of its goal. SLSF secured 8 new sponsors for the Buffalo Grove Golf Classic, 10 new sponsors for the Moretti's/NWSRA Golf Classic, 9 new sponsors for the Women's Golf Outing, 14 new sponsors for the Arlington Golf Classic, 6 new sponsors for the Celebrate Ability Gala, and so far has 4 new sponsors for the upcoming Gold Medal Fashion Show.

Grants: The FY 2021 Grant budgeted amount is \$83,000. To date, SLSF has applied for \$189,013 in grants with \$157,724 approved; some grants are still pending. SLSF will be submitting additional grants throughout the year in order to meet the needs of NWSRA programs and the renovation construction of the 6th programming space.

Events: The FY 2021 Events budgeted amount is \$208,585. The budgeted amount is lower than previous years due to the uncertainty of state and federal guidelines due to the COVID-19 pandemic, but higher than the actual funds raised through events in 2020. The total amount received in event dollars as of November 10th is \$242,008 which is 116% of the budgeted amount. A portion of those dollars represent event sponsorships as shown in the sponsorship portion of this report.

The 28th Buffalo Grove Golf Classic was held on Wednesday, August 11, 2021 and netted \$32,269.92, which is over \$12,000 higher than the 2020 net. Over 100 golfers were in attendance including Senator Adriane Johnson.

The 34th Moretti's/NWSRA Golf Classic was held on Wednesday, August 18, 2021 and netted \$18,457. In 2020 this event was not held due to COVID – 19 and this year 69 golfers came out to show their support of this annual event.

The 29th Women's Golf Outing was held on Wednesday, September 1, 2021 and netted \$22,244.78, which is \$7,400 over the budgeted amount. This year brought in 90 golfers and 16 caddies raising \$10,211.33 in the Caddy Auction.

The 29th Arlington Classic Golf Outing was held on Thursday, September 9, 2021 and netted \$21,723.98, which is almost \$5,500 over budget! The outing brought 72 golfers and a wide variety of new sponsorships!

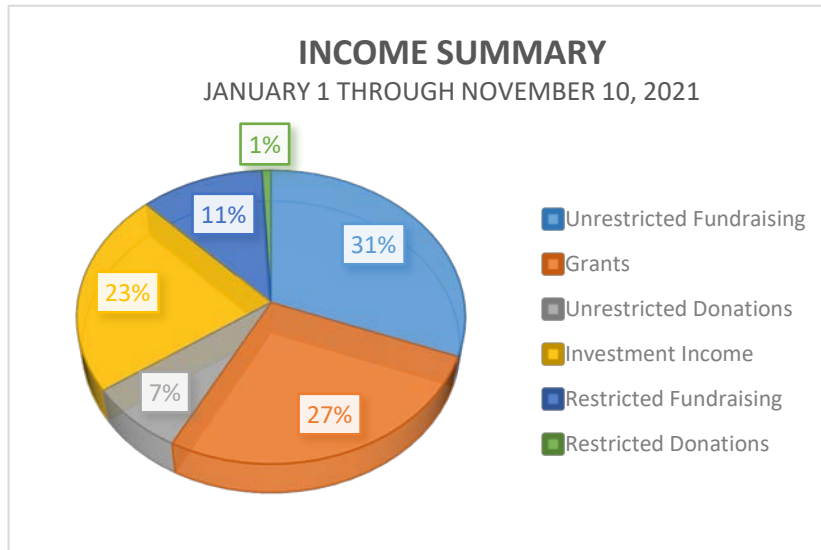
The Celebrate, Ability Gala was held on November 5th as an in-person/virtual hybrid event with 182 attendees and netted \$58,708 which is 157.8% of budgeted goal.

Grants to NWSRA: The Board approved a grant to NWSRA in the amount of \$260,000 for FY 2021. SLSF has granted NWSRA \$51,124 in the May Ask.

Outreach:

- During May to October, SLSF presented at 9 civic organizations about the work of NWSRA and SLSF.
- 23 NWSRA Board/SLSF Board, NWSRA/SLSF Staff and families members volunteered at the Ride for Autism Speaks and in return the organization donated \$2,000 to SLSF.
- Staff are currently talking with two local nonprofits about collaborative fundraisers.
- Staff are attended 12 networking events to increase the public profile of SLSF and NWSRA.

- SLSF is currently running a fundraiser with Kilwins in downtown Arlington Heights and will be hosting a collaborative event with the Metropolis Performing Arts Centre in April.
- In September and October SLSF staff attended 15 networking and outreach events to increase the public profile of SLSF and NWSRA.





JOIN US FOR

Our Annual Hybrid

holiday LUNCHEON

WEDNESDAY, DECEMBER 8TH

11:30AM UNTIL 2:00PM

CHANDLER'S STEAK HOUSE

401 N. ROSELLE RD

SCHAUMBURG, IL 60194

JOIN US IN-PERSON OR VIRTUALLY

Agenda

11:30 AM - COCKTAILS

12:00 - 2:00 PM - LUNCH & PRESENTATION

Kevin T. Kendrigan Spirit Award

Chairman Partnership Award

Media Partner Award

Daily Herald

72 of 97

**PLEASE RSVP TO
MEGAN O'BRIEN
847/392-2848 EXT.267
BY DECEMBER 1, 2021**

VIII. Old Business

[Return to Home](#)

2021 for 2022 NWSRA Health Benefits Survey

2. Who is your health care provider?	
Member Park District	Health Care Provider
Arlington Heights Park District	Cigna
Bartlett Park District	
Buffalo Grove Park District	Blue Cross/Blue Shield
Elk Grove Park District	United Health Care
Hanover Park Park District	PDRMA
Hoffman Estates Park District	
Inverness Park District	N/A
Mount Prospect Park District	BCBS
Palatine Park District	
Prospect Heights Park District	PDRMA
River Trails Park District	HMO - BCBS PPO - Aetna
Rolling Meadows Park District	PDRMA
Salt Creek Park District	BCBS
Schaumburg Park District	Cigna
South Barrington Park District	United Health Care
Streamwood Park District	PDRMA
Wheeling Park District	PDRMA

3. Do you offer vision and dental benefits?		
Member Park District	Yes	No
Arlington Heights Park District	X	
Bartlett Park District		
Buffalo Grove Park District	X	
Elk Grove Park District	X	
Hanover Park Park District	X	
Hoffman Estates Park District		
Inverness Park District	N/A	
Mount Prospect Park District	X	
Palatine Park District		
Prospect Heights Park District	X	
River Trails Park District	X	
Rolling Meadows Park District	X	
Salt Creek Park District	X	
Schaumburg Park District	X	
South Barrington Park District	X	
Streamwood Park District	X	
Wheeling Park District	X	

2021 for 2022 NWSRA Health Benefits Survey

4. How do you offer your dental and vision benefits?

A. Your Dental and Vision benefits are bundled with your health insurance?

Member Park District	Yes	No	Other
Arlington Heights Park District		X	
Bartlett Park District			
Buffalo Grove Park District		X	
Elk Grove Park District		X	
Hanover Park Park District	X		
Hoffman Estates Park District			
Inverness Park District	N/A		
Mount Prospect Park District	X		we offer dental benefits, we offer VSP vision - discount program
Palatine Park District			
Prospect Heights Park District		X	
River Trails Park District			
Rolling Meadows Park District		X	
Salt Creek Park District	X		
Schaumburg Park District	X		
South Barrington Park District	X		
Streamwood Park District		X	
Wheeling Park District		X	

4. How do you offer your dental and vision benefits?

B. Vision and Dental benefits are offered as a separate option?

Member Park District	Yes	No	Other
Arlington Heights Park District	X		
Bartlett Park District			
Buffalo Grove Park District	X		
Elk Grove Park District	X		
Hanover Park Park District			
Hoffman Estates Park District			
Inverness Park District	N/A		
Mount Prospect Park District			
Palatine Park District			
Prospect Heights Park District	X		
River Trails Park District		X	
Rolling Meadows Park District		X	
Salt Creek Park District		X	
Schaumburg Park District			Dental is bundled, vision is separate
South Barrington Park District		X	Vision is paid by EE Dental Cost is shared by district and employee
Streamwood Park District	X		
Wheeling Park District	X		

2021 for 2022 NWSRA Health Benefits Survey

5. What is the % that your employees contribute to their health insurance?					
Member Park District/SRA	%EE	%EE+ child	%EE +1	\$EE+Children	HMO %family
Arlington Heights Park District	14%		18%	17%	20%
Bartlett Park District					
Buffalo Grove Park District	0%	9%	9%	9%	12%
Elk Grove Park District	10%	25%	25%		25%
Hanover Park Park District	0%	0%	0%	0%	0%
Hoffman Estates Park District					
Inverness Park District	N/A				
Mount Prospect Park District					
Palatine Park District					
Prospect Heights Park District	10%	10%	10%	10%	10%
River Trails Park District	10%	10%	10%	10%	10%
Rolling Meadows Park District	10%	25%	25%	25%	25%
Salt Creek Park District	12%	16%	16%	16%	16%
Schaumburg Park District	0%	0%	0%	0%	0%
South Barrington Park District	N/A	N/A	N/A	N/A	N/A
Streamwood Park District	0%	0%	0%	0%	0%
Wheeling Park District	11%	15%	15%	15%	18%

Employee pays flat rate for PPO Coverage.
Employee \$50/month - Employee+1
\$100/month - Employee+family
\$150/month

5. What is the % that your employees contribute to their Health insurance? PPO						
Member Park District/SRA	%EE	%EE+child	%EE+ Spouse	\$EE+Children	%family	
Arlington Heights Park District	12%		16%	16%	18%	PPO/HRA
Bartlett Park District						
Buffalo Grove Park District	10%	12%	13%	12%	17%	
Elk Grove Park District	10%	25%	25%		25%	
Hanover Park Park District	6%	6%	6%	6%	6%	
Hoffman Estates Park District						
Inverness Park District	N/A					
Mount Prospect Park District	14%		11%	10%	10%	H S A
Palatine Park District						
Prospect Heights Park District	11%	15%	15%	15%	15%	
River Trails Park District	10%	10%	10%	10%	10%	
Rolling Meadows Park District	10%	25%	25%	25%	25%	
Salt Creek Park District	12%	16%	16%	16%	19%	
Schaumburg Park District	0%	0%	0%	0%	0%	H S A
Schaumburg Park District	10%	10%	10%	10%	10%	
South Barrington Park District	8%	8%	8%	8%	8%	
Streamwood Park District	8%	8%	8%	8%	8%	
Wheeling Park District	12%	16%	16%	16%	19%	

2021 for 2022 NWSRA Health Benefits Survey

6. What are your employee's deductible amounts?		HMO			
Member Park District/SRA	\$EE	\$EE+ child	\$EE +1	\$EE+Children	\$family
Arlington Heights Park District	\$0	\$0	\$0	\$0	\$0
Bartlett Park District	\$0	\$0	\$0	\$0	\$0
Buffalo Grove Park District	\$0	\$0	\$0	\$0	\$0
Elk Grove Park District	\$0	\$0	\$0	\$0	\$0
Hanover Park Park District	\$0	\$0	\$0	\$0	\$0
Hoffman Estates Park District	\$0	\$0	\$0	\$0	\$0
Inverness Park District	\$0	\$0	\$0	\$0	\$0
Mount Prospect Park District	\$0	\$0	\$0	\$0	\$0
Palatine Park District	\$0	\$0	\$0	\$0	\$0
River Trails Park District	\$0	\$0	\$0	\$0	\$0
Prospect Heights Park District	\$0	\$0	\$0	\$0	\$0
Rolling Meadows Park District	\$0	\$0	\$0	\$0	\$0
Salt Creek Park District	\$0	\$0	\$0	\$0	\$0
Schaumburg Park District	\$0	\$0	\$0	\$0	\$0
South Barrington Park District	\$0	\$0	\$0	\$0	\$0
Streamwood Park District	\$0	\$0	\$0	\$0	\$0
Wheeling Park District	\$0	\$0	\$0	\$0	\$0

6. What are your employee's deductible amounts? PPO in/PPO out					
	\$EE	\$EE+child	\$EE+Spouse	\$EE+Children	\$family
Arlington Heights Park District	1,000/3,500	2,000/7,000	2,000/7,000	3,000/10,000	3,000/10,000
Bartlett Park District					
Buffalo Grove Park District	3,500/3,500	7,000/7,000	7,000/7,000	7,000/7,000	7,000/7,000
Elk Grove Park District	500/1,000	500/1,000	500/1,000		500/1,000
Hanover Park Park District	1500/1500	1500/1500	1500/1500	1500/1500	1500/1500
Hoffman Estates Park District					
Inverness Park District	N/A				
Mount Prospect Park District	2,500/5,000		5,000/10,000	5,000/10,000	5,000/10,000
Palatine Park District					
River Trails Park District	500/1000	1,000/2,000	1,000/2,000	1,500/3,000	1,500/3,000
Prospect Heights Park District	1,500/2,650	3000/5300	3000/5300	4,500/7,950	4,500/7,950
Rolling Meadows Park District	500/2,000	1,000/4,000	1,000/4,000	1,500/6,000	1,500/6,000
Salt Creek Park District	1,500/3,000	3,000/5,500	3,000/6,000	3,000/6,000	3,000/6,000
Schaumburg Park District	1,000/2,500	1,000/2,500	1,000/2,500	1,000/2,500	1,000/2,500
South Barrington Park District	1,000/5,000	2,000/10,000	2,000/10,000	2,000/10,000	2,000/10,000
South Barrington Park District	3,000/7,500	6,000/15,000	6,000/15,000	6,000/15,000	6,000/15,000
Streamwood Park District	250/500	500/1,000	500/1,000	500/1,500	1,500
Wheeling Park District	1,500/2,000	3,000/4,000	3,000/4,000	4,500/6,000	4,500/6,000

Amount above is what employee pays. We are on \$1,500 deductible with \$1,000 HRA deductible plan (ee pays \$500 deductible per participant).

2021 for 2022 NWSRA Health Benefits Survey

7. Do you offer and HRA?

Member Park District	Yes	No
Arlington Heights Park District	X	
Bartlett Park District		
Buffalo Grove Park District	X	
Elk Grove Park District		X
Hanover Park Park District	X	
Hoffman Estates Park District		
Inverness Park District	N/A	
Mount Prospect Park District	X	
Palatine Park District		
Prospect Heights Park District		X
River Trails Park District	X	
Rolling Meadows Park District	X	
Salt Creek Park District		X
Schaumburg Park District		
South Barrington Park District		X
Streamwood Park District		X
Wheeling Park District	X	

8. What is the HRA amount based on the following Categories?

Member Park District/SRA	EE	EE+child	EE+1	\$EE+Children	family
Arlington Heights Park District					HRA Employee plus child - Not offered
Bartlett Park District					Employee plus Spouse - \$3000 Employee plus children - \$4500 Family \$4500
Buffalo Grove Park District	\$3,500		\$6,850		
Elk Grove Park District					
Hanover Park Park District	\$1,250	\$1,250	\$1,250	\$1,250	\$1,250
Hoffman Estates Park District					
Inverness Park District	N/A				
Mount Prospect Park District					Single Subscriber: EE pays first \$500 of deductible, Employer HRA pays the last \$2,000 of the \$2,500 in-network deductible.
Palatine Park District					EE + Sps, EE + children, Family: EE pays the first \$1,500, Employer HRA pays the last \$3,500 of the \$5,000 in-network deductible.
Prospect Heights Park District					
River Trails Park District	\$1,000	\$2,000	\$2,000	\$2,000	\$3,000
Rolling Meadows Park District	\$1,000	\$2,000	\$2,000	\$2,000	\$2,000
Salt Creek Park District					HRA amount for +Children and +Family is \$3,000
Schaumburg Park District					
South Barrington Park District	N/A				
Streamwood Park District	N/A				

2021 for 2022 NWSRA Health Benefits Survey

Wheeling Park District	\$1,000	\$1,000	\$1,000	\$1,000	\$1,000	We are doing the PPO \$1,500 deductible plan
-------------------------------	---------	---------	---------	---------	---------	--

2021 for 2022 NWSRA Health Benefits Survey

8. What is the HSA amount Based on the following Categories?

Member Park District/SRA	\$EE	\$EE+child	\$EE+1	\$EE+Children	\$family
Arlington Heights Park District	N/A				
Bartlett Park District	N/A				
Buffalo Grove Park District	N/A				
Elk Grove Park District	N/A				
Hanover Park Park District	N/A				
Hoffman Estates Park District	N/A				
Inverness Park District	N/A				
Mount Prospect Park District	N/A				
Palatine Park District	N/A				
Prospect Heights Park District	N/A				
River Trails Park District	N/A				
Rolling Meadows Park District	N/A				
Salt Creek Park District	N/A				
Schaumburg Park District	N/A				
South Barrington Park District	N/A				
Streamwood Park District	N/A				
Wheeling Park District	N/A				

9. If you do not offer an HRA/HSA, do you reimburse a portion of the employee's deductible?

Member Park District	Yes	No	Other
Arlington Heights Park District			
Bartlett Park District			
Buffalo Grove Park District			N/A
Elk Grove Park District		X	
Hanover Park Park District		X	
Hoffman Estates Park District			
Inverness Park District	N/A		
Mount Prospect Park District			
Palatine Park District			
Prospect Heights Park District		X	
River Trails Park District	No reimb. Of deductible for PPO 500 or HMO		
Rolling Meadows Park District			
Salt Creek Park District			
Schaumburg Park District			
South Barrington Park District	N/A		
Streamwood Park District		X	
Wheeling Park District	X		

2021 for 2022 NWSRA Health Benefits Survey

10. What is the amount of the reimbursement based on the following categories?					
Member Park District/SRA	EE	EE+child	EE+1	\$EE+Children	HRA family
Arlington Heights Park District					
Bartlett Park District					
Buffalo Grove Park District	\$2,800		\$5,450		\$5,450
Elk Grove Park District					
Hanover Park Park District	N/A	N/A	N/A	N/A	N/A
Hoffman Estates Park District					
Inverness Park District	N/A				
Mount Prospect Park District	\$2,500		\$3,500	\$3,500	\$3,500
Palatine Park District					
River Trails Park District	\$1,000	\$2,000	\$2,000	\$3,000	\$3,000
Prospect Heights Park District					
Rolling Meadows Park District					
Salt Creek Park District					
Schaumburg Park District					
South Barrington Park District					
Streamwood Park District					
Wheeling Park District	\$1,000	\$1,000	\$1,000	\$1,000	\$1,000

10. What is the amount of the reimbursement based on the following categories?					
Member Park District/SRA	EE	EE+child	EE+1	\$EE+Children	family
Arlington Heights Park District					
Bartlett Park District					
Buffalo Grove Park District					
Elk Grove Park District					
Hanover Park Park District					
Hoffman Estates Park District					
Inverness Park District	N/A				
Mount Prospect Park District					
Palatine Park District					
River Trails Park District					
Prospect Heights Park District					
Rolling Meadows Park District					
Salt Creek Park District					
Schaumburg Park District					
South Barrington Park District					
Streamwood Park District					
Wheeling Park District					

2022 NWSRA Merit Increase/Pool Survey

14 Responses

Member Park District/SRA	2021 Merit	2022 Merit
		Beginning 2022 budget process in November. Fiscal year starts 5/1
Arlington Heights Park District	2.50%	
Bartlett Park District		
Buffalo Grove Park District	3.25%	3.00%
Elk Grove Park District	2.00%	4.50%
Hanover Park Park District	2.00%	2.00%
Hoffman Estates Park District		
Inverness Park District	*Varied between 4-6%	
Mount Prospect Park District	3.00%	not confirmed
Palatine Park District		
River Trails Park District	2.00%	3.00%
		FT: 0% 1st half of 2021 & 5% last half of 2021
Prospect Heights Park District	5.00%	3.00%
		FT: up to 2% in March & up to another 2% in
Rolling Meadows Park District	2.00%	0.00%
		May; PT: 3%
Salt Creek Park District	3.00%	3.50%
Schaumburg Park District	0.00%	3.00%
South Barrington Park District	Not across the board	
Streamwood Park District	2.25%	2.25%
Wheeling Park District	3.00%	3.00%
NWSRA		

Average Merit Increase	2.50%	2.73%
Minimum %	3.00%	
Maximum %	4.00%	

IV. New Business

[Return to Home](#)

Memo

Date: November 17, 2021

To: NWSRA Board of Directors
Tracey Crawford, Executive Director & Andrea Griffin, Superintendent of Recreation

From: Recreation

Re: Member Park District Services, Memberships and Program Usage - Park District Facility Usage 6.12 policy

The NWSRA Superintendent of Recreation reached out to all 17 Member District Superintendents to inquire about what each districts current offerings of services, memberships and programs are available to NWSRA Full Time Staff. Member District Superintendents than gave approval to continue with the current offering or informed the NWSRA Superintendent of Recreation of changes to the current offerings by reviewing the Yearly Member District Benefits Form. See enclosed offerings for 2022 to NWSRA Full Time Staff in good standing from NWSRA Member Park Districts.

NWSRA recognizes the importance of a healthy lifestyle; therefore, the enclosed memo outlines the benefits available, NWSRA programs and services that are offered to Member District full time staff.

In December, interested NWSRA Full Time staff will designate one Member District as their "Home" Park District. Each Member District will receive the NWSRA Individual Employee "Home" District Form, indicating that their Park District has been selected for this benefit. In the event that the Full Time staff becomes separated from NWSRA, the member district will be notified.

updated 11/2021

family means spouse + dependents

Park District	Participating	2022 Benefits		
		Fitness Pass	Resident/ Discounted Rate for Programs	Other
Arlington Heights				no benefits to offer for employees at this time
Bartlett				not participating at this time at this time
Buffalo Grove	family	family	family golf	complimentary programming for immediate family (direct cost for contracted programs).
Elk Grove				no benefits to offer for employees at this time
Hanover Park	family	family		
Hoffman Estates				handle each request by NWSRA staff on a case by case basis
Inverness				no benefits to offer for employees at this time
Mt. Prospect				same as full time (benefits being evaluated quarterly depending on Covid guidelines and restrictions)
Palatine	family	family		Immediate family discounted rate for special events, complimentary most programs including Fitness Center and Pool Pass, 25% towards contractual programs, 50% discount for in-house camps, \$25 a month for Harper Fitness Center/Pool Pass combined, 15% discount on Facilities and Shelters and non-prime time discounted golf fees and 50% Cutting Hall Discount tickets (min 2 tickets)
Prospect Heights	family	family		Old Orchard Country Club Pass - 20 use pass & complimentary programming (contracted programs 100% cost) for immediate family & discounted facility usage
River Trails	family	family		complimentary programming for immediate family (direct cost for contracted programs)
Rolling Meadows	family	family	family skate pass	Resident rate on all programs, 50% discount on non-contractual programs (excluding preschool and EC day camp), 75% discount on school age camp, direct cost of contractual programs
Salt Creek				Complimentary programming for Individual (direct cost for contracted programs & 50% cost for Preschool, day camp and leagues) and 12 complimentary golf passes at Twin Lakes.

				Complimentary dog park membership. Complimentary court time at STP (walk-on only). 10% discount off resident rate for: Contractual program, One-to-one services, arties and rentals. Complimentary paddle boat rentals at Volkening Lake. 50% discount on CRC nursery services.
Schaumburg	family	family		
South Barrington				no benefits to offer for employees at this time
Streamwood	employee	employee		complimentary programming for immediate family (direct cost for contracted programs)
Wheeling	family	family		complimentary open gym at CRC



"We exist to provide outstanding opportunities through recreation for children and adults with disabilities."

11/2020

Yearly Member District Services and Program Usage

Promoting healthy lifestyles and providing access to leisure and recreational activities has proven to decrease health care costs, reduces depression, relieve stress and improve quality of life. NWSRA and its Member Districts have recognized this benefit through the Member Park District Services, Memberships and Program Usage Agreement. A unique benefit of the collaboration between NWSRA and Member Districts is the access of services, memberships and programs that are offered to Member District Full Time Staff.

The following benefits will be extended to Member District Full Time Staff and their immediate families, which includes spouse and/or children living in the same household. All transportation fees must be paid in full by the Member District Full Time Staff and/or their immediate family.

GENERAL RECREATION PROGRAMS & SPECIAL EVENTS

- There will be no fee for programs with the exception of Day Camp in which a 50% fee will be charged
- Direct cost for contractual programs/events will be charged to the employee and/or their immediate family
- Employee and/or immediate family is responsible for all out of pocket expenses in connection with attendance in the program

SPORTS

- There will be no fee for programs
- Employee or immediate family is responsible for cost of costumes, uniforms, spirit wear and tournament fees if not covered in program registration fee

SWIM LESSONS

- A 75% fee will be charged for all group and individual swim lessons

SENSORY THERAPY/AUTISM MOVEMENT THERAPY/SAFETY FOR YOURSELF/MUSIC LESSONS

- These programs are not eligible for reduced or complimentary programming

STAR ACADEMY & PURSUIT ADULT DAY PROGRAM

- These programs are not eligible for reduced or complimentary programming

CLUBS

- Employee and/or immediate family is responsible for all out of pocket expenses in connection with attendance in the program

An extension of the local park districts serving

Arlington Heights • Bartlett • Buffalo Grove • Elk Grove • Hanover Park • Hoffman Estates • Inverness • Mount Prospect
Palatine • Prospect Heights • River Trails • Rolling Meadows • Salt Creek • Schaumburg • South Barrington • Streamwood • Wheeling

**NORTHWEST SPECIAL RECREATION ASSOCIATION
ORDINANCE #O2021-1**

**AN ORDINANCE AUTHORIZING AND PROVIDING FOR THE CONVEYANCE OR
SALE OF SURPLUS PERSONAL PROPERTY OF THE NORTHWEST SPECIAL
RECREATION ASSOCIATION COOK COUNTY, ILLINOIS**

WHEREAS, the Northwest Special Recreation Association, Cook County, Illinois (“Park District”) owns personal property as described in Addendum A. hereinafter known as the “Property,” and

WHEREAS, pursuant to Section 8-22 of the Park District Code (70 ILCS 1205/8-22)(“Code”), the Park District is authorized to sell, convey or donate any personal property that in the opinion of three-fifths of the members of the Board of Park Commissioners then holding office is no longer necessary, useful to, or for the best interests of the Park District; and

WHEREAS, the Board of Park Commissioners (“Board”) has reviewed a staff report finding that the Property is no longer useful to the Park District and recommending its sale, donation or disposal and the Board concurs with that recommendation.

NOW, THEREFORE, BE IT ORDAINED by the Board of Park Commissioners of the Northwest Special Recreation Association, Cook County, Illinois, as follows:

Section 1. The Board finds that all of the recitals contained in the preamble to this Ordinance are true and correct and does hereby incorporate them into this Ordinance by this reference.

Section 2. The Board finds that the Property is no longer necessary and useful to the Park District and declares it to be for the best interests of the Park District and its residents to dispose of the Property in the following manner:

Sell the Property to the highest bidder.

or

Trade-In the Property

or

Donate the Property to such person or entity that will make use of the equipment.

or

Dispose of the Property if the District is unable to sell or donate identified equipment.

Section 3. The seller, Northwest Special Recreation Association, hereby expressly disclaims all warranties, either expressed or implied, including any implied warranty of merchantability or fitness for a particular purpose. The Northwest Special

Recreation Association neither assumes nor authorizes any other person to assume for it any liability in connection with the sale of said items.

The buyer agrees to purchase said items in an “**as is**” condition with all faults. The buyer understands that the seller does not expressly or implicitly warrant that the said items meet or comply with any applicable safety standards (examples: ASTM, OSHA, CPSC). The buyer is solely responsible for determining that the said items are appropriate for any and all particular uses.

The buyer further agrees to indemnify, hold harmless and defend the Northwest Special Recreation Association and its officers, agents and employees from any and all claims resulting from injuries, damages and losses arising out of, connected with, or in any other way associated with the use of said items.

Section 4. The Board authorizes and directs the Executive Director take such action necessary to sell, donate or dispose of the Property as herein authorized.

Section 5. This ordinance shall be in full force and effect from and after its adoption as provided by law.

Adopted this 17th day of November, 2021.

Ayes:

Nays:

Absent:

Chairman, Bret Fahnstrom
Board of Trustees
Northwest Special Recreation Association

ATTEST:

Secretary Tracey Crawford
Board of Trustees
Northwest Special Recreation Association

STATE OF ILLINOIS)
)
COUNTY OF COOK) SS.

SECRETARY’S CERTIFICATE

I, Tracey Crawford, do hereby certify that I am Secretary of the Board of Trustees of the Northwest Special Recreation Association, Cook County, Illinois, and as such official I am keeper of the records, ordinances, files and seal of said Agency; and,

I HEREBY CERTIFY that the foregoing instrument is a true and correct copy of:

AN ORDINANCE authorizing and providing for the conveyance or sale of surplus personal property of the Northwest Special Recreation Association, Cook County, Illinois

adopted at a duly called Regular Meeting of the Board of Trustees of the Agency, held at the administrative offices of NWSRA at 10:30 a.m. on the 17th day of November, 2021.

I FURTHER CERTIFY that the deliberations of the Board on the adoption of said Ordinance were conducted openly, that the vote on the adoption of said Ordinance was taken openly, that said meeting was called and held at a specified time and place convenient to the public, that notice of said meeting was duly given to all of the news media requesting such notice, that said meeting was called and held in strict compliance with the provisions of the Open Meetings Act of the State of Illinois, as amended, and with the provisions of the Park District Code of the State of Illinois, as amended, and that the Board has complied with all of the provisions of said Act and said Code and with all of the procedural rules of the Board.

IN WITNESS WHEREOF, I hereunto affix my official signature and the seal of the Northwest Special Recreation Association, Rolling Meadows, Illinois this 17th day of November, 2021.

Tracey Crawford, Secretary
Board of Trustees
Northwest Special Recreation Association

(SEAL)

Date: November 17, 2021

To: Tracey Crawford, Executive Director

From: Rachel Hubsch, Superintendent of Recreation

Re: Commercial Transportation Bid Summary for Summer Day Camp 2022

Requests for Commercial Transportation bids for NWSRA Day Camp were published in the Daily Herald. Two transportation companies submitted bids and representatives from Grand Prairie Transit attended the bid opening on Wednesday, October 14, 2021 at 10:00 a.m. NWSRA staff attending the bid opening were Rachel Hubsch, Superintendent of Recreation and Jacki Moore, Manager of Special Recreation. The table below depicts the fees for the submitted bids.

Company	Pick up/ drop off daily fee per bus	Door-to- Door daily fee per bus	Field Trips	Air Conditioning	Bus Aide Fee	Three References Provided	Cert. Of Ins. Provided
First Student	\$232.00	\$232.00	\$58.00/hour - charge gate to gate	Yes 30 vehicles	\$22.00 per hour	Yes	Yes
Grand Prairie Transit	\$181.00	\$191.52	\$45.36/hour - charge pick up point to drop off point	Yes 10 Vehicles	\$18.34 per hour	Yes	Yes

The tables below compare First Student and Grand Prairie based on anticipated 2022 Day Camp needs.

First Student	Daily Rate	# Routes	# Days	# Hours	# Field Trips	Total
PU/DO	\$ 232.00	7	39			\$ 63,336.00
PU/DO	\$ 232.00	5	24			\$ 27,840.00
D-T-D Routes	\$ 232.00	2	24			\$ 11,136.00
Field Trips	\$ 58.00			7	67	\$ 27,202.00
Bus Aids - 9 week	\$ 22.00	5	44	4		\$ 19,360.00
Bus Aids - 5 week	\$ 22.00	5	25	4		\$ 11,000.00
						\$ 159,874.00

Grand Prairie Transit	Daily Rate	# Routes	# Days	# Hours	# Field Trips	Total
PU/DO	\$ 181.00	7	39			\$ 49,413.00
PU/DO	\$ 181.00	5	24			\$ 21,720.00
D-T-D Routes	\$ 191.52	2	24			\$ 9,192.96
Field Trips	\$ 45.36			5	67	\$ 15,195.60
Bus Aids - 9 week	\$ 18.34	5	39	4		\$ 14,305.20
Bus Aids - 5 week	\$ 18.34	5	24	4		\$ 8,803.20
						\$ 118,629.96

History:

Grand Prairie Transit was awarded the bid in 2013, 2015, 2016, 2017 and 2019. First Student was awarded the bid in 2011, 2012, 2014 and 2018.

The projected bus bid for 2022 is higher due accurate numbers from the Day Camp revamp and adding more field trips to commercial transportation due to shortage in NWSRA part-time drivers.

Reference Checks:

NWSRA awarded Grand Prairie Transit the bid in 2013, 2015, 2016, 2017 and 2019. NWSRA has continued to have a very positive experience working with Grand Prairie Transit. Therefore, references were not checked this year due to our current history of working with the company and the positive experience we have had. Three references were contacted in 2019 in which NSSRA, FVSRA and WSSRA all provided favorable references.

Motion:

To approve the lowest bid from Grand Prairie Transit, Inc., and to budget **\$118,629.96** for 2022 Day Camp Commercial Transportation.

X. Information /Action

[Return to Home](#)



**Preliminary Notice of Illinois Municipal Retirement Fund
Contribution Rate for Calendar Year 2022**

Date April 2021

Employer name NORTHWEST SPEC REC ASSN

Employer No. 05436

The employer rate below is based on a 10 year amortization period for most employers. Overfunded employers will receive a letter outlining options available to accelerate the amortization of their overfunding (which reduces rate) if they so choose.

Your IMRF contribution rates on all earnings paid to IMRF members and employer rate in the 2022 calendar year are as follows:

	IMRF Contributions
	Regular
Member Contributions (tax-deferred)	4.50%
Employer Contributions	
• Retirement Rate	
Normal Cost	4.74%
Funding Adjustment <over> under	3.44%
Net Retirement Rate	8.18%
• Other Program Benefits	
Death.....	0.06%
Disability.....	0.08%
Supplemental Benefit Payment.....	0.62%
Early Retirement Incentive	0.00%
• TOTAL EMPLOYER RATE	8.94%

The Final Notice of IMRF Contribution Rates for Calendar Year 2022 will be posted in November 2021. If you have any questions regarding this preliminary rate notice, please contact the IMRF Employer Account Analyst at 1-800-ASK-IMRF.

NORTHWEST SPEC REC ASSN
TRACEY M. CRAWFORD, EXECUTIVE DIRECTOR
3000 CENTRAL RD
ROLLING MEADOWS IL 60008-2551



We exist to provide outstanding opportunities through recreation for children and adults with disabilities.

Northwest Special Recreation Association 2022 Committee/Task Force Assignments

EXECUTIVE COMMITTEE

Christina Ferraro, Chair
Craig Talsma, Vice Chair/Finance Chair**
Bret Fahnstrom, Past Chair
Bob O'Brien, Personnel Committee Chair
Kevin Romejko, Organizational Chair

SPECIAL LEISURE SERVICES FOUNDATION

Kevin Romejko, Organizational Treasurer***
Jay Morgan
Ryan Risinger
Bret Fahnstrom

PERSONNEL COMMITTEE

Bob O'Brien, Chair
Jan Buchs
Carrie Fullerton
Rita Fletcher
Jeffrey Janda
Tony LaFrenera

FINANCE COMMITTEE

Craig Talsma, Vice Chair**
Bob Dowling
Diane Hilgers
Ben Curcio
Jim Jarog
Mike Clark

ADA COMPLIANCE PROJECT COMMITTEE

Tom Pope
Doug Kettel
Ryan Risinger
Kevin Romejko

Tracey Crawford
Andrea Griffin

****The Vice Chair for the NWSRA Board also serves as the Finance Committee Chair.**

***** The Organizational Treasurer for the NWSRA Board and SLSF Board will always be the Executive Director of Rolling Meadows Park District.**

An extension of the local park districts serving

Arlington Heights • Bartlett • Buffalo Grove • Elk Grove • Hanover Park • Hoffman Estates • Inverness • Mount Prospect
Palatine • Prospect Heights • River Trails • Rolling Meadows • Salt Creek • Schaumburg • South Barrington • Streamwood • Wheeling



"We exist to provide outstanding opportunities through recreation for children and adults with disabilities."

**NWSRA/SLSF
Board Meeting Schedules - Calendar Year 2022
Northwest Special Recreation Association**

December 8, 2021	Annual Meeting – Public Hearing for FY 2022 Budget (Second Wednesday)
January 19, 2022	Year in Review (Third Wednesday due to IPRA Conference)
March 16, 2022	(Third Wednesday)
May 25, 2022	(Fourth Wednesday)
July 27, 2022	(Fourth Wednesday)
September 28, 2022	(Fifth Wednesday) – Due to ATRA and NRPA Conferences
November 16, 2022	(Third Wednesday) – Due to the Thanksgiving Holiday
December 7, 2022	Annual Meeting – Public Hearing for FY 2023 Budget (Second Wednesday)

NOTE: **All meetings will begin at 10:30 a.m.**, at Park Central, 3000 Central Road, Rolling Meadows, unless otherwise indicated.

Special Leisure Services Foundation

January 25, 2022	Annual Meeting (Third or Fourth Tuesday due to the IPRA Conference)
May 17, 2022	(Third Tuesday)
October 18, 2022	(Third Tuesday)
December 6, 2022	Annual Meeting– Public Hearing for FY 2023 Budget (Second Tuesday)

NOTE: **All meetings will begin at 3:30 p.m.**, at Park Central, 3000 Central Road, Rolling Meadows, unless otherwise indicated.

Anyone who plans to attend a meeting, and who requires a special accommodation due to a disability, should contact NWSRA 48 hours in advance of the meeting.

**Northwest Special Recreation Association
Committee Meeting Tentative Dates:**

Personnel Committee – October 12, 2022 Finance Committee – May 25 & October 28, 2022