



We exist to provide outstanding opportunities through recreation for children and adults with disabilities.

**September 27, 2023
10:30 a.m., Regular Board Meeting
Park Central Conference Room
Rolling Meadows, IL**

Agenda

- I. Call to Order
Roll Call

- II. Introduction of Guests
 - A. Diana Gallegos – Intern
 - B. Katrina Zabat – Recreation Specialist
 - C. Sydney Csoka – Recreation Specialist
 - D. Kelly Suchodolski – Receptionist
 - E. Tricia Snell – Registrar
 - F. Chavonne Pirani – Accounting Clerk
 - G. Steve Adams – Robbins, Schwartz

- III. Public Comment

- IV. Approval of Agenda

- V. **Approval of Consent Agenda – Pages - 3-44**
 - A. Approval of Minutes – July 26, 2023
 - B. NWSRA Financial Reports – August 31, 2023
 - 1. Profit and Loss
 - 2. Balance Sheet
 - 3. Monthly Account Snapshot
 - C. Warrant:
 - 1. July 2023 - \$833,336.81
 - 2. August 2023 - \$935,197.28
 - D. ADA Compliance Projects:
 - 1. River Trails Park District - \$226,552.53
 - a. **Willow Trails Park – Playground Surfaces, Playground Components**

- VI. Correspondence
 - A. Written
 - B. Oral

- VII. **Staff Reports – Pages – 45-52**
 - A. Program Report
 - B. Marketing and P/R Report
 - C. SLSF Report
 - D. Directors Report – Oral

An extension of the local park districts serving

Arlington Heights • Bartlett • Buffalo Grove • Elk Grove • Hanover Park • Hoffman Estates • Inverness • Mount Prospect
Palatine • Prospect Heights • River Trails • Rolling Meadows • Salt Creek • Schaumburg • South Barrington • Streamwood • Wheeling

3000 West Central Road, Suite 205 • Rolling Meadows, IL 60008 • VOICE 847/392-2848 • FAX 392-2870 • TTY 392-2855 • www.nwsra.org

- VIII. **Old Business – Pages – 53-55**
 - A. 2024 Member District Annual Assessment Approval
 - B. Other
- IX. **New Business – Pages – 56-61**
 - A. Surplus Ordinance O2023-01 – Disposal of Phones
 - B. Other
- X. **Information/Action Items – Pages – 62-65**
 - A. **Discuss Town Hall Feedback**
 - B. **Environmental Scorecard – Oral Report**
 - C. Inclusion Services Update
 - D. Other/Misc.
- XI. Closed Session
 - A. Pending or Imminent Litigation – 5ILCS 120/2(c)(11)
- XII. Action as a result of Closed Session
- XIII. Adjournment



- Teamwork:** Support each other and work together
- Respect:** Be open, honest and kind
- Enthusiasm:** Exceed expectations
- Collaboration:** Combine resources to achieve common goals
- Communication:** Listen, share and adapt



To be a leading force, creating greater options that enrich the life experience of the participants, families and communities we serve

V. Consent Agenda

[Return to Home](#)

**MINUTES OF THE REGULAR MEETING OF THE BOARD OF DIRECTORS OF
THE NORTHWEST SPECIAL RECREATION ASSOCIATION
REGULAR BOARD MEETING ON THE 26th
DAY OF JULY 2023 AT 10:30 A.M.**

Chairman Ferraro called the meeting to order at 10:30 a.m. Recording Secretary Jessica Vasalos took roll call. The following members of the Board were present: Carrie Fullerton, Arlington Heights Park District; Rita Fletcher, Bartlett Park District, Joe Zimmerman, Buffalo Grove Park District, Ben Curcio, Elk Grove Park District; Bob O'Brien, Hanover Park Park District; Craig Talsma, Hoffman Estates Park District; Nick Troy, Mount Prospect Park District; Nick Troy, Mount Prospect Park District; Christina Ferraro, Prospect Heights Park District; Bret Fahnstrom, River Trails Park District; Kevin Romjeko, Rolling Meadows Park District; Diane Hilgers, Salt Creek Park District; Tony LaFrenere, Schaumburg Park District; Jay Morgan, So. Barrington Park District;

Absent: Bret Fahnstrom, Robert Dowling

Also present: Tracey Crawford, Executive Director Crawford; Andrea Griffin and Rachel Hubsch, Superintendents of Recreation; Tom Draper; Superintendent of Marketing and Communications; Anne Kiwala, Superintendent of Development; Darleen Negrillo, Superintendent of Administrative Services; Steve Adams, via zoom and Jessica Vasalos, Administrative Manager as recording secretary.

Jeff Janda, Streamwood Park District arrived at 10:35 am
Mike Clark, Palatine Park District arrived at 10:40 am

Public Comment

None

Approval of Agenda

Chairman Ferraro asked for a motion to approve the agenda dated July 26, 2023. Director LaFrenere made the motion and Director Fullerton seconded the motion. Upon voice vote the agenda was approved.

Approval of Consent Agenda

Chairman Ferraro called for a motion to approve the Consent Agenda of July 26, 2023. Director O'Brien made the motion and Director Janda seconded the motion to approve the Consent Agenda dated July 27, 2023. Upon roll being called, the vote was as follows:

AYA: Carrie Fullerton, Rita Fletcher, Joe Zimmerman, Ben Curcio, Bob O'Brien, Craig Talsma, Nick Troy, Mike Clark, Christina Ferraro, Kevin Romejko, Diane Hilgers, Tony LaFrenere, Jay Morgan, Jan Buchs

NAY: None

The motion carried.

Correspondence

NONE

Staff Reports

Program and Outreach Report

Superintendent Griffin gave a short report regarding a participant at PURSUIT and his growth through his time at program, using communication tiles. Director LaFrenere gave major kudos to Inclusion Manager Victoria Gonzalez regarding a difficult situation with one of the families in Schaumburg programs.

Marketing and P/R Report

Superintendent Draper informed the Board that the Newsletter went out with success stories about participants that have graduated from Harper College. Implemented Knowb4...for cyber security. NWSRA will be implementing a new phone system. On the SLSF side of things informed the Board that sponsor information continues to be sent out and the Gala invite will go out soon.

SLSF Report

Superintendent Negrillo reported that revenues are on track as budgeted. The women's golf outing and the Buffalo Grove golf outing are projected to sell out. Sponsorship dollars raised will cover food costs. Camps are doing a fun pasta fundraiser with the winners getting an ice cream party, this fundraiser has already seen an increase of 25% over last year. The Bear Family will be hosting a softball tourney with 100% of the proceeds being donated to SLSF.

Human Resources Report

Superintendent Negrillo reported that the turnover rate is looking good and is considered low by the national average. NWSRA had 500 employees as of last week for the first time in four years. Applications to hires (inclusion) is less but increased for (camp). She also reported that NWSRA has attended a few job fairs as well. The Schaumburg job fair resulted in five new hires. We will be in the High School as our next attempt at getting staff.

2nd Quarter Financial Report

Superintendent Meni reported to the Board that we will be cutting ties with Lauterbach and Amen in the middle of August. Upon completion of their contract, all financial reports will be done in-house. An accounting clerk will be hired and will handle day-to-day operations. He also informed the board that we will be moving to AccuFund for our financial accounting software. There were no questions.

2nd Quarter Goals/Director Work Plan Update

Executive Director Crawford outlined the goals update and her director's plan updates and highlights. Mr. Baker is looking forward to getting DSP certifications in junior colleges as the high school program is starting. Director Crawford also outlined the reasons for the termination of L&A contract for financial services. She also updated the Board regarding the 941-tax penalties and interest. Steve Adams (attorney) also reported to the Board his discussions with L&A regarding the amount of breach of contract that has occurred.

Old Business

Project Updates

Superintendent Griffin informed the Board about the Hydroponic towers that are currently growing veggies. Phase one starts this fall.

Intergovernmental Agreement between Rolling Meadows Park District and NWSRA for IT Services Manager

Superintendent Draper explained that NWSRA and Rolling Meadows Park District sat down and discussed the facts that we share too much to not collaborate on hiring an IT Manager. He reviewed the determination and asked the Board if there were any questions. Director Talsma

asked the Board to include a 30-day clause because we do not want NWSRA to be stuck with the other portion of the agreed upon salary. Superintendent Draper asked for a motion to approve the Intergovernmental agreement as presented. Director LaFrenere made the motion and Director Buchs seconded the motion to approve the Intergovernmental Agreement as presented. Upon roll being called, the vote was as follows:

AYA: Carrie Fullerton, Rita Fletcher, Joe Zimmerman, Ben Curcio, Bob O'Brien, Craig Talsma, Nick Troy, Mike Clark, Christina Ferraro, Kevin Romejko, Diane Hilgers, Tony LaFrenere, Jay Morgan, Jan Buchs

NAY: None

The motion carried.

ADA Transition Plan Update

Superintendent Negrillo informed the Board of the status of the ADA Transition Plan. The NWSRA ADA Transition plan regarding the two floors that NWSRA owns is complete. The remaining items are the joint items that will be completed in conjunction with RMPD. Steve Adams would like to have the condo agreement revisited to ensure that % portions are current.

NWSRA Audit Acceptance

Director Talsma informed the Board that he reviewed the draft of the audit. The Audit will be corrected and will be sent out to the Board once received. The Board will then accept it via Survey Monkey.

New Business

MDAA

Executive Director Crawford presented and explained the Member District Annual Assessment Packet for FY2024. She reviewed the MDAA packet with the Board and explained that staff are requesting an MDAA increase of 2%. Director Crawford called for a motion to approve the MDAA as presented. Director Talsma made the motion and Director Fletcher seconded the motion to approve the MDAA as presented. Upon roll being called, the vote was as follows:

AYA: Carrie Fullerton, Rita Fletcher, Joe Zimmerman, Ben Curcio, Bob O'Brien, Craig Talsma, Nick Troy, Mike Clark, Christina Ferraro, Kevin Romejko, Diane Hilgers, Tony LaFrenere, Jay Morgan, Jan Buchs

NAY: None

The motion carried.

Executive Director Crawford called for motion to approve the MDAA to be taken to their perspective Boards for approval. Director O'Brien made the motion and Director Janda seconded the motion to approve the MDAA to be taken to each perspective Park District Board for approval. Upon roll being called, the vote was as follows:

AYA: Carrie Fullerton, Rita Fletcher, Joe Zimmerman, Ben Curcio, Bob O'Brien, Craig Talsma, Nick Troy, Mike Clark, Christina Ferraro, Kevin Romejko, Diane Hilgers, Tony LaFrenere, Jay Morgan, Jan Buchs

NAY: None

The motion carried.

Information/Action Items

None

Closed Session

None

Action as a result of Closed Session

NONE

Adjournment

After no further business, Chairman Ferraro called for a motion to adjourn. Director Janda made the motion and Director Romejko seconded the motion to adjourn the July 26, 2023, meeting at 11:36 am. Upon voice vote the agenda was approved.

The motion carried.

Secretary

Northwest Special Recreation Association
Profit & Loss Budget vs. Actual
January through August 2023

Modified Accrual Basis

	Jan - Aug 23	Budget	\$ Over Budget	% of Budget
Ordinary Income/Expense				
Income				
310000 · Member District Assessments				
310001 · Arlington Heights Assessment	283,041.72	566,083.43	-283,041.71	50.0%
310002 · Bartlett Assessment	118,476.91	236,953.83	-118,476.92	50.0%
310003 · Buffalo Grove Assessment	155,391.98	310,783.96	-155,391.98	50.0%
310004 · Elk Grove Assessment	165,242.80	330,485.59	-165,242.79	50.0%
310005 · Hanover Park Assessment	76,093.78	152,187.56	-76,093.78	50.0%
310006 · Hoffman Estates Assessment	155,436.53	310,873.06	-155,436.53	50.0%
310007 · Inverness Assessment	37,854.25	37,854.25	0.00	100.0%
310008 · Mount Prospect Assessment	363,308.24	363,308.24	0.00	100.0%
310009 · Palatine Assessment	475,372.96	475,372.96	0.00	100.0%
310010 · Prospect Heights Assessment	77,491.12	77,491.10	0.02	100.0%
310011 · River Trails Assessment	80,523.78	107,365.04	-26,841.26	75.0%
310012 · Rolling Meadows Assessment	71,181.89	142,363.78	-71,181.89	50.0%
310013 · Salt Creek Assessment	19,175.29	38,350.57	-19,175.28	50.0%
310014 · Schaumburg Assessment	680,516.88	680,516.88	0.00	100.0%
310015 · South Barrington Assessment	36,290.81	72,581.62	-36,290.81	50.0%
310016 · Streamwood Assessment	88,603.73	177,207.46	-88,603.73	50.0%
310017 · Wheeling Assessment	240,528.02	240,528.02	0.00	100.0%
Total 310000 · Member District Assessm...	3,124,530.69	4,320,307.35	-1,195,776.66	72.3%
320000 · Program Fees				
320001 · Club Fees	22,981.72	18,000.00	4,981.72	127.7%
320002 · Leisure Education Fees	8,635.00	8,400.00	235.00	102.8%
320003 · New Initiatives Fees	0.00	10,000.00	-10,000.00	0.0%
320004 · Special Events Fees	13,251.36	12,000.00	1,251.36	110.4%
320005 · Day Camp Fees	242,750.97	175,000.00	67,750.97	138.7%
320006 · General Programs Fees	238,772.29	150,000.00	88,772.29	159.2%
320008 · Trips Fees	49,290.94	70,000.00	-20,709.06	70.4%
320009 · PURSUIT	76,995.00	0.00	76,995.00	100.0%
320011 · Athletic Fees	26,102.41	37,000.00	-10,897.59	70.5%
320012 · Program Fees - Credits	-2,319.25	0.00	-2,319.25	100.0%
Total 320000 · Program Fees	676,460.44	480,400.00	196,060.44	140.8%
321000 · Transportation - Door to Door				
321001 · Clubs Door to Door	1,591.96	2,500.00	-908.04	63.7%
321003 · New Initiatives Door to Door	0.00	0.00	0.00	0.0%
321004 · Special Events Door to Door	16.00	2,100.00	-2,084.00	0.8%
321005 · Day Camp Door to Door	13,858.78	9,000.00	4,858.78	154.0%
321006 · General Programs Door to D...	2,265.55	2,500.00	-234.45	90.6%
321007 · Miscellaneous Door to Door	0.00	0.00	0.00	0.0%
321008 · Athletics Door to Door	0.00	0.00	0.00	0.0%
Total 321000 · Transportation - Door to ...	17,732.29	16,100.00	1,632.29	110.1%

Northwest Special Recreation Association
Profit & Loss Budget vs. Actual
 January through August 2023

	Jan - Aug 23	Budget	\$ Over Budget	% of Budget
321100 · Transportation - Pick up Points				
321101 · Clubs Pick Up Points	1,346.32	2,500.00	-1,153.68	53.9%
321102 · Leisure Edu Pick Up Points	545.00	1,680.00	-1,135.00	32.4%
321103 · New Initiatives Pick Up Points	0.00	0.00	0.00	0.0%
321104 · Special Events Pick Up Points	729.04	2,416.00	-1,686.96	30.2%
321105 · Day Camp Pick Up Points	7,689.25	12,000.00	-4,310.75	64.1%
321106 · General Programs Pick Up P...	8,116.24	8,000.00	116.24	101.5%
321107 · Miscellaneous Pick Up Points	0.00	0.00	0.00	0.0%
321108 · Athletics Pick Up Points	0.00	0.00	0.00	0.0%
Total 321100 · Transportation - Pick up ...	18,425.85	26,596.00	-8,170.15	69.3%
340000 · Non Program Revenue				
340001 · Non Program Revenue	5,522.91	4,250.00	1,272.91	130.0%
340009 · Collaboratives	256,891.59	439,696.00	-182,804.41	58.4%
340000 · Non Program Revenue - Other	149.66			
Total 340000 · Non Program Revenue	262,564.16	443,946.00	-181,381.84	59.1%
350000 · SLSF Grant Contributions				
350001 · Scholarship Contribution	81,207.00	73,759.50	7,447.50	110.1%
350002 · Programs Contribution	0.00	95,410.31	-95,410.31	0.0%
350003 · Inclusion Contribution	500.00	14,846.00	-14,346.00	3.4%
350004 · Transportation Contribution	15,000.00	57,415.53	-42,415.53	26.1%
350005 · Athletics Contribution	3,647.00	55,871.99	-52,224.99	6.5%
350006 · Miscellaneous Contribution	0.00	0.00	0.00	0.0%
Total 350000 · SLSF Grant Contributions	100,354.00	297,303.33	-196,949.33	33.8%
360000 · Sale of Fixed Assets				
360001 · Sale of Fixed Assets	0.00	16,675.00	-16,675.00	0.0%
Total 360000 · Sale of Fixed Assets	0.00	16,675.00	-16,675.00	0.0%
370000 · Interest				
370001 · Operating Interest	83,655.09	95,000.00	-11,344.91	88.1%
370002 · Investment Interest	14,791.67	5,000.00	9,791.67	295.8%
Total 370000 · Interest	98,446.76	100,000.00	-1,553.24	98.4%
380000 · Revenue SLSF				
380001 · Revenue SLSF	36.95	500.00	-463.05	7.4%
Total 380000 · Revenue SLSF	36.95	500.00	-463.05	7.4%
390000 · General Ledger Credit	0.00			
Total Income	4,298,551.14	5,701,827.68	-1,403,276.54	75.4%
Gross Profit	4,298,551.14	5,701,827.68	-1,403,276.54	75.4%

Northwest Special Recreation Association
Profit & Loss Budget vs. Actual
 January through August 2023

Expense	Jan - Aug 23	Budget	\$ Over Budget	% of Budget
420000 · Operating Expenses				
421000 · Administration				
421001 · Professional Expenses				
421002 · Professional Fees	41,053.40	87,875.00	-46,821.60	46.7%
421003 · Legal Fees	8,337.30	10,150.00	-1,812.70	82.1%
421004 · Miscellaneous	1,274.47	770.00	504.47	165.5%
Total 421001 · Professional Expen...	50,665.17	98,795.00	-48,129.83	51.3%
421100 · Office Supplies				
421101 · Coffee / Water	241.38	425.00	-183.62	56.8%
421102 · Furniture Needs	590.99	300.00	290.99	197.0%
421103 · Locksmith / Keys	192.45	500.00	-307.55	38.5%
421104 · Nametags	495.93	500.00	-4.07	99.2%
421105 · Supplies	3,226.23	3,000.00	226.23	107.5%
421106 · Miscellaneous	583.74	350.00	233.74	166.8%
Total 421100 · Office Supplies	5,330.72	5,075.00	255.72	105.0%
421150 · Credit Card & Bank Fees				
421151 · Bank Fees	12,361.13	8,500.00	3,861.13	145.4%
421152 · Credit Card Processin...	211.70	4,500.00	-4,288.30	4.7%
421153 · PFM Fees	1,260.39	2,000.00	-739.61	63.0%
Total 421150 · Credit Card & Bank ...	13,833.22	15,000.00	-1,166.78	92.2%
421200 · Postage				
421201 · Postage	3,514.51	1,500.00	2,014.51	234.3%
421202 · Postal Machine Rental	909.42	1,860.00	-950.58	48.9%
421203 · Printing Vendors	0.00	0.00	0.00	0.0%
421204 · Miscellaneous	380.21	240.00	140.21	158.4%
Total 421200 · Postage	4,804.14	3,600.00	1,204.14	133.4%
421300 · Telephone/Fax				
421301 · Cell Phone Service	6,238.27	9,360.50	-3,122.23	66.6%
421302 · Director Phone/Interne...	0.00	1,200.00	-1,200.00	0.0%
421303 · Fax Maintenance	0.00	399.00	-399.00	0.0%
421304 · Office Phones	5,887.51	7,812.00	-1,924.49	75.4%
421305 · Phone Maintenance	2,906.55	4,768.00	-1,861.45	61.0%
421306 · Miscellaneous	0.00	250.00	-250.00	0.0%
Total 421300 · Telephone/Fax	15,032.33	23,789.50	-8,757.17	63.2%

Northwest Special Recreation Association
Profit & Loss Budget vs. Actual
 January through August 2023

	Jan - Aug 23	Budget	\$ Over Budget	% of Budget
421400 · Conferences/Education				
421401 · NRPA Conf/Wkshps/W...	3,895.53	3,988.00	-92.47	97.7%
421402 · IPRA Conf/Wkshps/We...	16,396.51	26,788.64	-10,392.13	61.2%
421403 · PDRMA Conf/Wkshps/...	0.00	610.00	-610.00	0.0%
421404 · IAPD Conf/Wkshps/We...	388.89	2,007.00	-1,618.11	19.4%
421405 · Evaluation Lunches	1,174.13	2,280.00	-1,105.87	51.5%
421406 · Professional Meetings	5,685.51	4,800.00	885.51	118.4%
421407 · Other Trainings/Works...	6,283.53	8,474.00	-2,190.47	74.2%
421408 · ATRA/Conf/Wrkshopp ...	5,486.69	11,238.00	-5,751.31	48.8%
Total 421400 · Conferences/Educa...	39,310.79	60,185.64	-20,874.85	65.3%
421500 · Memberships				
421501 · ATRA	3,275.00	1,500.00	1,775.00	218.3%
421502 · CDL Reimbursement / ...	51.13	920.00	-868.87	5.6%
421503 · CPRP Exam / Renewal	150.00	703.00	-553.00	21.3%
421504 · CTRS Exam / Renewal	1,280.00	3,390.00	-2,110.00	37.8%
421505 · Distinguished Accredit...	600.00	100.00	500.00	600.0%
421506 · Hands On Suburban C...	0.00	300.00	-300.00	0.0%
421507 · IPRA	2,840.00	12,747.00	-9,907.00	22.3%
421508 · LAC Group	0.00	500.00	-500.00	0.0%
421509 · NRPA	470.00	525.00	-55.00	89.5%
421510 · Safety	847.99	2,410.00	-1,562.01	35.2%
421511 · Costco	0.00	170.00	-170.00	0.0%
421513 · Miscellaneous	3,597.98	933.00	2,664.98	385.6%
421514 · CPI Recertification	0.00	300.00	-300.00	0.0%
421515 · SHRM	664.00	0.00	664.00	100.0%
Total 421500 · Memberships	13,776.10	24,498.00	-10,721.90	56.2%
421600 · Health Insurance				
421601 · Voluntary Benefits	-4,550.41	0.00	-4,550.41	100.0%
421602 · Employee Contributions	0.00	0.00	0.00	0.0%
421603 · Employer Contributions	249,620.60	446,763.96	-197,143.36	55.9%
Total 421600 · Health Insurance	245,070.19	446,763.96	-201,693.77	54.9%
421700 · Maintenance/Utilities				
421701 · Condo Maintenance	7,771.05	11,000.00	-3,228.95	70.6%
421702 · Electric	4,747.51	12,000.00	-7,252.49	39.6%
421703 · Gas	3,425.63	4,000.00	-574.37	85.6%
421705 · Total Fire and Safety	5,309.35	7,477.00	-2,167.65	71.0%
421706 · Internet	11,958.23	17,370.84	-5,412.61	68.8%
421707 · Miscellaneous	2,751.54	5,000.00	-2,248.46	55.0%
421708 · Cleaning Supplies	866.50	4,580.39	-3,713.89	18.9%
Total 421700 · Maintenance/Utilities	36,829.81	61,428.23	-24,598.42	60.0%

Northwest Special Recreation Association
Profit & Loss Budget vs. Actual
 January through August 2023

	Jan - Aug 23	Budget	\$ Over Budget	% of Budget
421800 · Rent				
421801 · Condo Association Fee	8,520.00	12,780.00	-4,260.00	66.7%
421802 · RMCC Rental Space	20,000.00	30,000.00	-10,000.00	66.7%
421803 · HPPD Rental Space	11,544.00	17,316.00	-5,772.00	66.7%
421804 · MPPD Rental Space	17,500.00	30,000.00	-12,500.00	58.3%
421805 · Wheeling Rental Space	30,000.00	30,000.00	0.00	100.0%
421806 · BGPD Rental Space	15,000.00	30,090.00	-15,090.00	49.9%
421807 · HEPD Rental Space	30,000.00	30,090.00	-90.00	99.7%
Total 421800 · Rent	132,564.00	180,276.00	-47,712.00	73.5%
421900 · Computer				
421901 · Database Enhancemen...	95.88	4,537.00	-4,441.12	2.1%
421902 · Framework Support	48,080.29	81,180.00	-33,099.71	59.2%
421904 · Web Development	792.02	900.00	-107.98	88.0%
421905 · Miscellaneous Software	48,312.04	59,407.09	-11,095.05	81.3%
421906 · Miscellaneous Hardware	1,766.21	2,700.00	-933.79	65.4%
421900 · Computer - Other	1,205.70			
Total 421900 · Computer	100,252.14	148,724.09	-48,471.95	67.4%
Total 421000 · Administration	657,468.61	1,068,135.42	-410,666.81	61.6%
422000 · Program				
422100 · Rental Municipal				
422101 · Clubs	0.00	2,000.00	-2,000.00	0.0%
422102 · Leisure Education	0.00	1,000.00	-1,000.00	0.0%
422104 · Special Events	0.00	959.00	-959.00	0.0%
422105 · Day Camp	14,501.43	8,000.00	6,501.43	181.3%
422106 · General Programs	1,876.99	11,500.00	-9,623.01	16.3%
422107 · Miscellaneous	0.00	0.00	0.00	0.0%
422108 · Trips	0.00	0.00	0.00	0.0%
422109 · PURSUIT	544.74	3,600.00	-3,055.26	15.1%
422111 · Athletics	785.00	4,000.00	-3,215.00	19.6%
Total 422100 · Rental Municipal	17,708.16	31,059.00	-13,350.84	57.0%
422200 · Commercial Expenses				
422201 · Clubs	4,371.14	6,500.00	-2,128.86	67.2%
422202 · Leisure Education	1,394.00	1,000.00	394.00	139.4%
422204 · Special Events	8,155.05	8,000.00	155.05	101.9%
422205 · Day Camp	2,837.00	6,000.00	-3,163.00	47.3%
422206 · General Programs	23,189.97	21,000.00	2,189.97	110.4%
422207 · Miscellaneous	12.70	0.00	12.70	100.0%
422208 · Trips	42,520.36	35,000.00	7,520.36	121.5%

Northwest Special Recreation Association
Profit & Loss Budget vs. Actual
January through August 2023

	Jan - Aug 23	Budget	\$ Over Budget	% of Budget
422209 · PURSUIT	12,105.12	30,000.00	-17,894.88	40.4%
422211 · Athletics	3,271.15	22,000.00	-18,728.85	14.9%
Total 422200 · Commercial Expens...	97,856.49	129,500.00	-31,643.51	75.6%
422300 · Program Development				
422301 · New Programming Sp...	1,766.05	4,500.00	-2,733.95	39.2%
422302 · PURSUIT	1,036.42	0.00	1,036.42	100.0%
422303 · New Initiatives / Progr...	2,137.09	2,500.00	-362.91	85.5%
422305 · Program Space 6	18.99	2,000.00	-1,981.01	0.9%
Total 422300 · Program Developm...	4,958.55	9,000.00	-4,041.45	55.1%
422400 · Program Supplies				
422401 · Clubs	2,077.66	4,000.00	-1,922.34	51.9%
422402 · Leisure Education	605.75	1,000.00	-394.25	60.6%
422404 · Special Events	704.27	800.00	-95.73	88.0%
422405 · Day Camp	2,798.09	8,000.00	-5,201.91	35.0%
422406 · General Programs	10,855.60	17,350.00	-6,494.40	62.6%
422407 · Equipment Repair	2,004.29	1,000.00	1,004.29	200.4%
422408 · Trips	0.00	300.00	-300.00	0.0%
422409 · PURSUIT	22,633.65	21,500.00	1,133.65	105.3%
422411 · Paper Products	1,105.28	2,000.00	-894.72	55.3%
422412 · Training / Orientation	923.75	1,250.00	-326.25	73.9%
422413 · CPI Books	854.70	0.00	854.70	100.0%
422414 · First Aid / CPR	2,094.30	1,300.00	794.30	161.1%
422415 · Staff Appreciation Party	1,626.45	1,500.00	126.45	108.4%
422416 · Part Time/ Volunteer A...	0.00	0.00	0.00	0.0%
422417 · Storeroom Supplies	0.00	500.00	-500.00	0.0%
422418 · Miscellaneous	825.33	0.00	825.33	100.0%
422419 · Full Time Apparel	55.17	0.00	55.17	100.0%
422421 · Safety/Behavior	525.30	5,500.00	-4,974.70	9.6%
422422 · Committees	1,336.87	2,000.00	-663.13	66.8%
422423 · Athletics	876.23	2,000.00	-1,123.77	43.8%
Total 422400 · Program Supplies	51,902.69	70,000.00	-18,097.31	74.1%
422500 · Commercial Transportation				
422502 · Leisure Education	0.00	0.00	0.00	0.0%
422504 · Special Events	0.00	0.00	0.00	0.0%
422505 · Day Camp	18,320.75	144,000.00	-125,679.25	12.7%
422508 · Trips	4,388.20	15,000.00	-10,611.80	29.3%
422509 · Miscellaneous	0.00	0.00	0.00	0.0%
422510 · Athletics	3,150.96	5,000.00	-1,849.04	63.0%
Total 422500 · Commercial Transp...	25,859.91	164,000.00	-138,140.09	15.8%

Northwest Special Recreation Association
Profit & Loss Budget vs. Actual
 January through August 2023

	Jan - Aug 23	Budget	\$ Over Budget	% of Budget
422600 · Mileage				
422601 · Mileage	29,958.88	31,000.00	-1,041.12	96.6%
Total 422600 · Mileage	29,958.88	31,000.00	-1,041.12	96.6%
422700 · Transportation Maintenance				
422701 · Cleaning Supplies	0.00	1,380.00	-1,380.00	0.0%
422702 · Repair / Maintenance	62,757.60	76,620.00	-13,862.40	81.9%
422703 · General Equipment	0.00	0.00	0.00	0.0%
422705 · Miscellaneous	453.06	500.00	-46.94	90.6%
Total 422700 · Transportation Main...	63,210.66	78,500.00	-15,289.34	80.5%
422800 · Transportation- Gas/Tolls...				
422801 · Gas	43,979.55	79,200.00	-35,220.45	55.5%
422802 · Tolls	4,382.40	6,300.00	-1,917.60	69.6%
Total 422800 · Transportation- Gas...	48,361.95	85,500.00	-37,138.05	56.6%
422900 · Printing				
422901 · Copier 2nd Floor	0.00	0.00	0.00	0.0%
422902 · Copier 3rd Floor	0.00	0.00	0.00	0.0%
422903 · Day Camp Brochure	2,058.00	2,700.00	-642.00	76.2%
422904 · Paper	2,079.36	2,450.00	-370.64	84.9%
422905 · Printer Service	0.00	0.00	0.00	0.0%
422906 · Printer Toner (OSP)	3,225.71	8,520.00	-5,294.29	37.9%
422907 · Seasonal Brochure	12,637.00	17,700.00	-5,063.00	71.4%
422908 · Stationary / Business ...	712.48	1,130.00	-417.52	63.1%
422909 · Miscellaneous	52.28	1,500.00	-1,447.72	3.5%
Total 422900 · Printing	20,764.83	34,000.00	-13,235.17	61.1%
423100 · Public Awareness				
423101 · Awards / Recognition	5,006.31	1,500.00	3,506.31	333.8%
423102 · Ads	189.42	980.00	-790.58	19.3%
423103 · Legal Notices	0.00	500.00	-500.00	0.0%
423104 · Online Media	221.53	960.00	-738.47	23.1%
423105 · Giveaways	0.00	750.00	-750.00	0.0%
423106 · Admin Professionals ...	349.00	250.00	99.00	139.6%
423107 · Staff Support	1,278.78	3,200.00	-1,921.22	40.0%
423108 · Subscriptions	1,391.58	2,076.00	-684.42	67.0%
423109 · Miscellaneous	292.00	0.00	292.00	100.0%
423110 · Recruitment	15,607.83	21,409.50	-5,801.67	72.9%
423111 · Outreach	3,220.67	5,000.00	-1,779.33	64.4%
Total 423100 · Public Awareness	27,557.12	36,625.50	-9,068.38	75.2%
Total 422000 · Program	388,139.24	669,184.50	-281,045.26	58.0%

Northwest Special Recreation Association
Profit & Loss Budget vs. Actual
 January through August 2023

	Jan - Aug 23	Budget	\$ Over Budget	% of Budget
424000 · Salary(Staff & Indep Cntrctrs)				
424100 · Full Time				
424101 · Salary	1,531,177.25	2,437,113.49	-905,936.24	62.8%
424102 · Overtime	181.59	200.00	-18.41	90.8%
424103 · Phone/Data Stipend	11,840.00	20,160.00	-8,320.00	58.7%
Total 424100 · Full Time	1,543,198.84	2,457,473.49	-914,274.65	62.8%
424200 · Part Time				
424201 · Clubs	0.00	2,000.00	-2,000.00	0.0%
424203 · Program Dev't	2,262.39	2,000.00	262.39	113.1%
424204 · Special Events	2,197.12	0.00	2,197.12	100.0%
424205 · Day Camp	338,342.57	275,000.00	63,342.57	123.0%
424206 · General Programs	261,585.76	97,000.00	164,585.76	269.7%
424207 · Office Support	40,967.28	34,230.00	6,737.28	119.7%
424208 · Trips	0.00	0.00	0.00	0.0%
424209 · PURSUIT	15,679.37	24,480.00	-8,800.63	64.0%
424211 · Training	27,867.99	35,000.00	-7,132.01	79.6%
424213 · Athletics	0.00	8,500.00	-8,500.00	0.0%
424214 · Transportation	77,547.99	80,000.00	-2,452.01	96.9%
Total 424200 · Part Time	766,450.47	558,210.00	208,240.47	137.3%
424300 · Payroll Processing				
424301 · Payroll Fees	0.00	0.00	0.00	0.0%
424302 · Direct Deposit	0.00	0.00	0.00	0.0%
424303 · FSA	674.50	1,450.00	-775.50	46.5%
424304 · W2 Processing	230.21	330.00	-99.79	69.8%
424305 · Miscellaneous	0.00	0.00	0.00	0.0%
Total 424300 · Payroll Processing	904.71	1,780.00	-875.29	50.8%
424400 · Independent Contractors				
424401 · Day Camp	11,347.50	2,000.00	9,347.50	567.4%
424402 · General Programs	7,510.00	10,000.00	-2,490.00	75.1%
424403 · Office	5,520.00	5,000.00	520.00	110.4%
424404 · Trips	0.00	0.00	0.00	0.0%
424405 · PURSUIT	2,047.50	3,000.00	-952.50	68.3%
424407 · Athletics	525.00	2,500.00	-1,975.00	21.0%
424408 · Leisure Ed	0.00	2,500.00	-2,500.00	0.0%
Total 424400 · Independent Contra...	26,950.00	25,000.00	1,950.00	107.8%

Northwest Special Recreation Association
Profit & Loss Budget vs. Actual
 January through August 2023

	Jan - Aug 23	Budget	\$ Over Budget	% of Budget
424500 · Car Allowance				
424501 · Car Allowance	5,100.00	7,800.00	-2,700.00	65.4%
Total 424500 · Car Allowance	5,100.00	7,800.00	-2,700.00	65.4%
Total 424000 · Salary(Staff & Indep C...	2,342,604.02	3,050,263.49	-707,659.47	76.8%
Total 420000 · Operating Expenses	3,388,211.87	4,787,583.41	-1,399,371.54	70.8%
441000 · Liabilities				
441001 · Criminal Background Checks	3,000.00	1,640.00	1,360.00	182.9%
441002 · Drug Tests / Physicals	529.00	4,200.00	-3,671.00	12.6%
441003 · Unemployment	0.00	13,278.93	-13,278.93	0.0%
441004 · Liability Fees	33,207.42	64,266.00	-31,058.58	51.7%
441006 · Miscellaneous	11.50	0.00	11.50	100.0%
Total 441000 · Liabilities	36,747.92	83,384.93	-46,637.01	44.1%
442000 · Audit				
442001 · Audit	20.00	12,500.00	-12,480.00	0.2%
442002 · GASB	2,700.00	0.00	2,700.00	100.0%
Total 442000 · Audit	2,720.00	12,500.00	-9,780.00	21.8%
442100 · FICA - Employer Tax Expense	196,620.73	276,230.52	-79,609.79	71.2%
442200 · IMRF				
442201 · ER Contributions - FT	47,289.16	94,350.70	-47,061.54	50.1%
442203 · ER Contributions - PT	-641.64	36,355.56	-36,997.20	-1.8%
442204 · EE Deductions - PT	1,154.03	0.00	1,154.03	100.0%
442205 · Voluntary Contributions	-971.23	0.00	-971.23	100.0%
Total 442200 · IMRF	46,830.32	130,706.26	-83,875.94	35.8%
450000 · Inclusion				
450001 · Arlington Heights	40,976.81	31,034.72	9,942.09	132.0%
450002 · Bartlett	13,272.32	9,240.56	4,031.76	143.6%
450003 · Buffalo Grove	66,338.86	44,358.03	21,980.83	149.6%
450004 · Elk Grove Village	20,287.31	12,728.55	7,558.76	159.4%
450005 · Hanover Park	9,232.36	8,993.54	238.82	102.7%
450006 · Hoffman Estates	36,341.80	23,865.66	12,476.14	152.3%
450007 · Inverness	78.91	100.00	-21.09	78.9%
450008 · Mount Prospect	12,582.99	19,512.35	-6,929.36	64.5%
450009 · Palatine	47,830.67	41,533.53	6,297.14	115.2%
450010 · Prospect Heights	7,297.87	15,762.90	-8,465.03	46.3%
450011 · River Trails	15,284.13	6,094.05	9,190.08	250.8%
450012 · Rolling Meadows	46,643.63	42,104.71	4,538.92	110.8%
450013 · Salt Creek	1,262.25	2,826.71	-1,564.46	44.7%
450014 · Schaumburg	118,757.35	57,328.47	61,428.88	207.2%
450015 · South Barrington	14,561.15	3,306.32	11,254.83	440.4%

Northwest Special Recreation Association
Profit & Loss Budget vs. Actual
 January through August 2023

	Jan - Aug 23	Budget	\$ Over Budget	% of Budget
450016 · Steamwood	3,917.84	2,541.59	1,376.25	154.1%
450017 · Wheeling	66,313.73	62,389.46	3,924.27	106.3%
450018 · Ability Awareness	224.02	500.00	-275.98	44.8%
450019 · Training Salary	12,650.53	8,250.00	4,400.53	153.3%
450020 · Rovers Salary	17,146.36	36,420.00	-19,273.64	47.1%
450021 · Training Supplies	993.11	2,000.00	-1,006.89	49.7%
450022 · Miscellaneous	2,407.10	3,760.00	-1,352.90	64.0%
Total 450000 · Inclusion	554,401.10	434,651.15	119,749.95	127.6%
6560 · Payroll Expenses	0.00			
Total Expense	4,225,531.94	5,725,056.27	-1,499,524.33	73.8%
Net Ordinary Income	73,019.20	-23,228.59	96,247.79	-314.4%
Other Income/Expense				
Other Expense				
460000 · Capital Fund				
460001 · Capital Expenses/Projects	3,077.40	98,597.05	-95,519.65	3.1%
460002 · Vehicles/Maintenance	218,238.00	463,740.00	-245,502.00	47.1%
460003 · Technology/Hardware	84,809.05	142,653.05	-57,844.00	59.5%
460004 · Building/Maintenance	48,742.43	151,870.60	-103,128.17	32.1%
Total 460000 · Capital Fund	354,866.88	856,860.70	-501,993.82	41.4%
Total Other Expense	354,866.88	856,860.70	-501,993.82	41.4%
Net Other Income	-354,866.88	-856,860.70	501,993.82	41.4%
Net Income	-281,847.68	-880,089.29	598,241.61	32.0%

Northwest Special Recreation Association
Balance Sheet
As of August 31, 2023

Modified Accrual Basis

	Aug 31, 23
ASSETS	
Current Assets	
Checking/Savings	
10100 · Flex Spending - Benefit	4,275.98
10300 · Petty Cash	500.00
10600 · NWSRA Operating	366,550.42
11200 · PFM General Reserve	
11210 · PFM General Reserve Investments	1,206,000.00
11200 · PFM General Reserve - Other	58,783.46
Total 11200 · PFM General Reserve	1,264,783.46
11215 · PFM Capital Reserve	931,773.93
11500 · MDAA Max Safe	434,746.44
11650 · Capital Max Safe	719,490.54
Total Checking/Savings	3,722,120.77
Other Current Assets	
12001 · Scholarship - Receivable	83,491.32
12200 · PREPAID EXPENSES	840.68
Total Other Current Assets	84,332.00
Total Current Assets	3,806,452.77
Fixed Assets	
13050 · Buildings	1,006,000.00
13060 · Building Improvements	1,330,054.40
13070 · Parking Lot	71,730.00
13100 · Equipment	756,828.24
13110 · Accum.Depre- Equipment	-406,646.43
13200 · Transportation Equipment	1,510,436.00
13210 · Accum.Depre.	-1,737,736.90
Total Fixed Assets	2,530,665.31
TOTAL ASSETS	6,337,118.08
LIABILITIES & EQUITY	
Liabilities	
Current Liabilities	
Other Current Liabilities	
2110 · Direct Deposit Liabilities	-2,115.69
21100 · Anticipated Refunds - Prog Fees	12,471.20
21203 · Accrued Expenses	60,180.00

Northwest Special Recreation Association
Balance Sheet
As of August 31, 2023

	Aug 31, 23
21500 · Payroll Liabilities	
21510 · Employee Taxes	2,338.56
21530 · Employee Health Insurance	-3,663.22
22100 · EE FSA Depend & Med	4,101.82
21500 · Payroll Liabilities - Other	-16,627.78
Total 21500 · Payroll Liabilities	-13,850.62
21600 · Security Deposits	250.00
21700 · Unclaimed Payroll/Property	-2,923.75
22000 · Accrued Payroll	44,978.00
Total Other Current Liabilities	98,989.14
Total Current Liabilities	98,989.14
Long Term Liabilities	
22500 · ACCRUED VACATION	95,101.28
Total Long Term Liabilities	95,101.28
Total Liabilities	194,090.42
Equity	
29500 · Retained Earnings	4,927,574.44
29550 · INVESTMENT IN CAPITAL ASSETS	1,497,300.90
Net Income	-281,847.68
Total Equity	6,143,027.66
TOTAL LIABILITIES & EQUITY	6,337,118.08

NWSRA Account Snapshot as of 07/31/2023:

Village Bank & Trust

1. NW Operating - \$267,911.64
2. MDAA Max Safe - \$1,212,072.16
3. Capital Max Safe - \$926,591.82
\$2,406,575.62

PFM

4. PFM General Reserve
 - a. Liquid Asset Fund - \$86,396.35
 - b. Investments - \$1,206,000.00
\$1,292,396.35
5. PFM Capital Reserve
 - a. Liquid Asset Fund - \$355,199.45
 - b. Investments - \$575,000.00
\$930,199.45

Total of all assets/Accounts = \$4,629,171.42

NWSRA Account Snapshot as of 08/31/2023:

Village Bank & Trust

1. NW Operating - \$366,550.42
 2. MDAA Max Safe - \$434,746.44
 3. Capital Max Safe - \$719,490.54
- \$1,520,787.40

PFM

4. PFM General Reserve
 - a. Liquid Asset Fund - \$58783.48
 - b. Investments - \$1,206,000.00

\$1,264,783.48
5. PFM Capital Reserve
 - a. Liquid Asset Fund - \$356,773.93
 - b. Investments - \$575,000.00

\$931,773.93

Total of all assets/Accounts = \$3,717,344.81

**Warrant
Summary
As of July 31, 2023**

Administration	Programs	Salary	Liability/Audit/IMRF
421000 Prof. Fees	422100 Rent Municipal	424100 Full Time	441000 Liability/PDRMA
421100 Office Supply	422200 Rent Commercial	424200 Part Time	442000 Audit
421150 Fees	422300 Program Dev.	424300 Payroll Processing	442100 FICA
421200 Postage	422400 Program Supply	424500 Car Allowance	442200 IMRF
421300 Phones/Fax	422500 Comm. Trans.		
421400 Conference/Education	422600 Staff Mileage		
421500 Memberships	422700 Trans. Maint.		
421600 Health Insurance	422800 gas/tolls/parking		
421700 Maint./Utilities	422900 Printing		
421800 Rent	423000 Sub./Ads.		
421900 Computers	423100 Public Awareness		
12000			

Total VB&T Electronic Accounts Payable	\$ 54,918.92
Electronic Accounts Payable (PCARDS-5th-3rd)	\$ 46,180.04
Total VB&T Business Checking Accounts Payable	\$ 120,823.68
	\$ 221,922.64

Payroll	07.07.2023	\$ 1,349.15
	07.14.2023	\$ 239,565.75
	07.18.2023	\$ 970.88
	07.24.2023	\$ 62.48
	07.28.2023	\$ 344,038.89
IMRF Payment	07.05.2023	\$ 25,427.02

Motion to approve Warrant 07.31.2023	\$ 833,336.81
---------------------------------------------	----------------------

Warrant Summary As of July 31, 2023

Vendor	Description	Amount
Lauterbach & Amen		\$ 10,950.00
Clipboard Health	Aide Inclusion	\$ 2,125.52
Wex Bank	Fuel	\$ 7,533.71
DBA Krueger International		\$ 15,958.25
Robbin Schwarz	Attorney services	\$ 1,237.80
Pitney Bowes	Postage	\$ 2,000.00
ComEd	Electric	\$ 1,057.29
CostCo	Miscellaneous purchases	\$ 384.97
Wells Fargo	Konica Minolta - 2nd & 3rd Flr Copier	\$ 1,256.72
Sterling Integration	Computer Rent	\$ 6,493.48
MissionSquare Investment	Voluntary Benefits	\$ 3,930.00
Aflac	Voluntary benefits	\$ 593.02
FLEX BEN OPERATI AC	Voluntary Benefits	\$ 63.75
Hewlett Packard Fin Svcs	Lease Payment	\$ 1,021.91
Accufund	Accounting Software	312.5
Total Warrant for Electronic Accounts Payable		\$ 54,918.92

**Warrant
Summary
As of July 31, 2023**

Vendor	Expense Account Title	Account	Amount
--------	-----------------------	---------	--------

July PCards

Total Warrant for Electronic Accounts Payable 46,180.04

AMAZON	OFFICE SUPPLIES	421102	29.99
AMAZON	OFFICE SUPPLIES	421102	33.98
NAME BADGES INT'L	OFFICE SUPPLIES	421104	123.60
AMAZON	OFFICE SUPPLIES	421105	13.85
AMAZON	OFFICE SUPPLIES	421105	22.53
AMAZON	OFFICE SUPPLIES	421105	39.90
AMAZON	OFFICE SUPPLIES	421105	29.39
AMAZON	OFFICE SUPPLIES	421105	21.50
AMAZON	OFFICE SUPPLIES	421105	70.24
AMAZON	OFFICE SUPPLIES	421106	13.73
AMAZON	OFFICE SUPPLIES	421106	87.99
AUTHORIZE.NET	CREDIT CARD AND BANK FEES	421152	25.00
THE UPS STORE 769	POSTAGE	421204	39.94
VZWRLSS APOCC VISB	TELEPHONE/FAX	421301	798.26
FIRST COMMUNICATIONS	TELEPHONE/FAX	421304	528.33
CONVERGED DIGITAL NET	TELEPHONE/FAX	421305	329.70
IPRF IL	CONFERENCE/EDUCATION	421402	300.00
ILLINOIS ASSOC OF PARK	CONFERENCE/EDUCATION	421402	6.00
TOSCANA RESTAURANT	CONFERENCE/EDUCATION	421406	64.07
LEVELUPSWEETGREEN9C	CONFERENCE/EDUCATION	421406	65.80
TOSCANA RESTAURANT	CONFERENCE/EDUCATION	421406	51.38
MILW BREWERS INTERNE	CONFERENCE/EDUCATION	421406	22.00
DOORDASH DASHPASS	CONFERENCE/EDUCATION	421406	9.99
EVENT 18TH ANNUAL ILL	CONFERENCE/EDUCATION	421407	225.00
EVENT 18TH ANNUAL ILL	CONFERENCE/EDUCATION	421407	225.00
EVENT 18TH ANNUAL ILL	CONFERENCE/EDUCATION	421407	225.00
AMAZON	CONFERENCE/EDUCATION	421407	14.36
EVENT 18TH ANNUAL ILL	CONFERENCE/EDUCATION	421408	225.00
FSP NCTRC	MEMBERSHIPS/CERTIFICATIONS	421504	80.00
FSP NCTRC	MEMBERSHIPS/CERTIFICATIONS	421504	85.00
IPRA IL	MEMBERSHIPS/CERTIFICATIONS	421507	279.00
IPRA IL	MEMBERSHIPS/CERTIFICATIONS	421507	279.00
IPRA IL	MEMBERSHIPS/CERTIFICATIONS	421507	279.00
IPRA IL	MEMBERSHIPS/CERTIFICATIONS	421507	279.00
COMCAST CHICAGO	MAINTENANCE/UTILITIES	421706	190.43
COMCAST CHICAGO	MAINTENANCE/UTILITIES	421706	274.88
COMCAST CHICAGO	MAINTENANCE/UTILITIES	421706	189.90
COMCAST CHICAGO	MAINTENANCE/UTILITIES	421706	276.53
COMCAST CHICAGO	MAINTENANCE/UTILITIES	421706	189.90
COMCAST CHICAGO	MAINTENANCE/UTILITIES	421706	189.90
COMCAST CHICAGO	MAINTENANCE/UTILITIES	421706	189.90
AMAZON	MAINTENANCE/UTILITIES	421708	67.59
WIX.COM 1063116955	COMPUTERS	421904	43.00
HTC CORP	COMPUTERS	421905	12.99
AMAZON	COMPUTERS	421905	137.99
FLEETIO.COM	COMPUTERS	421905	153.90

**Warrant
Summary
As of July 31, 2023**

KITCAST INC.	COMPUTERS	421905	570.00
RIGHT NETWORKS	COMPUTERS	421905	84.00
EIG CONSTANTCONTACT.	COMPUTERS	421905	145.00
RING PROTECT PLUS YR	COMPUTERS	421905	100.00
ADOBE 800-833-6687	COMPUTERS	421905	73.73
WWW.MAKESHIFT.CA	COMPUTERS	421905	2037.88
INTUIT QUICKBOOKS	COMPUTERS	421905	1678.87
AMAZON	COMPUTERS	421906	109.95
AMAZON	COMPUTERS	421906	21.58
SQ SRACL	RENTAL MUNICIPAL	422111	80.00
OAK LAWN PARK DISTRICT	RENTAL MUNICIPAL	422111	80.00
IN SALVI SPORTS ENTER	COMMERCIAL EXPENSE	422201	14.00
CONGO RIVER ADVENTURE	COMMERCIAL EXPENSE	422201	152.75
STREAMWOOD BOWL	COMMERCIAL EXPENSE	422201	122.75
STEAK-N-SHAKE#0311 Q9	COMMERCIAL EXPENSE	422201	34.93
IN SALVI SPORTS ENTER	COMMERCIAL EXPENSE	422201	126.00
IN SALVI SPORTS ENTER	COMMERCIAL EXPENSE	422201	182.00
IN SALVI SPORTS ENTER	COMMERCIAL EXPENSE	422201	154.00
TST WINTRUST FIELD	COMMERCIAL EXPENSE	422201	27.00
IN SALVI SPORTS ENTER	COMMERCIAL EXPENSE	422201	630.00
WWW.WENDELLBOATS.	COMMERCIAL EXPENSE	422204	54.00
METROPOLIS PERFORMING	COMMERCIAL EXPENSE	422204	540.00
2LEVY@WRIGLEY FIELD-C	COMMERCIAL EXPENSE	422204	39.83
2WRIGLEY FIELD	COMMERCIAL EXPENSE	422204	28.76
2LEVY@WRIGLEY FIELD-C	COMMERCIAL EXPENSE	422204	70.79
2WRIGLEY FIELD	COMMERCIAL EXPENSE	422204	25.45
GUARANTEED RATE FIELD	COMMERCIAL EXPENSE	422204	65.83
GUARANTEED RATE FIELD	COMMERCIAL EXPENSE	422204	14.38
CANTIGNY PARK	COMMERCIAL EXPENSE	422205	90.00
VILLAGE OF BENSENVILLE	COMMERCIAL EXPENSE	422205	142.50
CANTIGNY PARK	COMMERCIAL EXPENSE	422205	90.00
WHEELING PARK DISTRICT	COMMERCIAL EXPENSE	422205	100.75
LJ AND BERTIES	COMMERCIAL EXPENSE	422205	12.00
SCHAUMBURG PARK DISTRICT	COMMERCIAL EXPENSE	422205	4.00
CANTIGNY PARK	COMMERCIAL EXPENSE	422205	80.00
SCHAUMBURG PARK DISTRICT	COMMERCIAL EXPENSE	422205	52.00
VILLAGE OF BENSENVILLE	COMMERCIAL EXPENSE	422205	155.25
REDBOX DVD RENTAL	COMMERCIAL EXPENSE	422205	2.25
ACT WAUCONDA PARK DISTRICT	COMMERCIAL EXPENSE	422205	234.00
BLACKBERRY FARM	COMMERCIAL EXPENSE	422205	123.50
VILLAGE OF BENSENVILLE	COMMERCIAL EXPENSE	422205	138.25
MCDONALD'S F14403	COMMERCIAL EXPENSE	422205	30.79
CONGO RIVER ADVENTURE	COMMERCIAL EXPENSE	422206	82.25
STREAMWOOD BOWL	COMMERCIAL EXPENSE	422206	140.00
JEWEL	COMMERCIAL EXPENSE	422206	28.96
844 BOWLERO 800342526	COMMERCIAL EXPENSE	422206	241.50
JEWEL	COMMERCIAL EXPENSE	422206	182.99
FIVE BELOW 711	COMMERCIAL EXPENSE	422206	104.35
SQ THROWN ELEMENTS	COMMERCIAL EXPENSE	422206	198.00
ARLINGTON LANES	COMMERCIAL EXPENSE	422206	105.00
STREAMWOOD BOWL	COMMERCIAL EXPENSE	422206	152.75
CHIPOTLE 3176	COMMERCIAL EXPENSE	422206	29.23
TWIN LAKES RECREATION	COMMERCIAL EXPENSE	422206	15.00
SQ THROWN ELEMENTS	COMMERCIAL EXPENSE	422206	198.00

**Warrant
Summary
As of July 31, 2023**

LITTLE CAESARS 1764-00	COMMERCIAL EXPENSE	422206	34.24
CONGO RIVER ADVENTUF	COMMERCIAL EXPENSE	422206	105.75
FSP NICKEL CITY	COMMERCIAL EXPENSE	422206	114.00
STREAMWOOD BOWL	COMMERCIAL EXPENSE	422206	138.30
844 BOWLERO 800342526	COMMERCIAL EXPENSE	422206	220.50
SQ THROWN ELEMENTS	COMMERCIAL EXPENSE	422206	198.00
TROPICAL SMOOTHIE CAF	COMMERCIAL EXPENSE	422206	15.00
TROPICAL SMOOTHIE CAF	COMMERCIAL EXPENSE	422206	29.98
STREAMWOOD BOWL	COMMERCIAL EXPENSE	422206	361.15
JEWEL	COMMERCIAL EXPENSE	422206	32.46
SQ THROWN ELEMENTS	COMMERCIAL EXPENSE	422206	198.00
MARIANOS #501	COMMERCIAL EXPENSE	422206	56.06
CITY EXPERIENCES BHC	COMMERCIAL EXPENSE	422208	1533.49
HORNBLOWEREXPERIENI	COMMERCIAL EXPENSE	422208	890.52
RED SOX TICKETS	COMMERCIAL EXPENSE	422208	718.00
REVERE HOTEL BOSTON	COMMERCIAL EXPENSE	422208	1000.00
CONGO RIVER ADVENTUF	COMMERCIAL EXPENSE	422209	70.50
TARGET 00008805	COMMERCIAL EXPENSE	422209	151.86
SUBWAY 36050	COMMERCIAL EXPENSE	422209	15.45
STCHARLESPRKDIST	COMMERCIAL EXPENSE	422209	65.00
STCHARLESPRKDIST	COMMERCIAL EXPENSE	422209	55.00
CHIPOTLE ONLINE	COMMERCIAL EXPENSE	422209	195.54
PAYPAL BECB1744	COMMERCIAL EXPENSE	422209	154.65
TARGET 00008805	COMMERCIAL EXPENSE	422209	93.32
WALGREENS.COM PHOTC	COMMERCIAL EXPENSE	422209	59.33
ROYAL OAK FARM INC	COMMERCIAL EXPENSE	422209	16.00
DUNKIN	COMMERCIAL EXPENSE	422209	32.52
DOLLAR TREE	COMMERCIAL EXPENSE	422209	19.91
FIVE BELOW 712	COMMERCIAL EXPENSE	422209	54.55
AMAZON	PROGRAM DEVELOPMENT	422301	27.47
AMAZON	PROGRAM DEVELOPMENT	422301	21.12
AMAZON	PROGRAM DEVELOPMENT	422301	4.10
AMAZON	PROGRAM DEVELOPMENT	422301	174.04
AMAZON	PROGRAM DEVELOPMENT	422301	8.59
ALDI 40077	PROGRAM SUPPLIES	422401	8.29
MEIJER # 228	PROGRAM SUPPLIES	422401	36.11
AMAZON	PROGRAM SUPPLIES	422401	40.98
WM SUPERCENTER #1404	PROGRAM SUPPLIES	422404	13.02
DOLLAR TREE	PROGRAM SUPPLIES	422405	45.00
TARGET 00008805	PROGRAM SUPPLIES	422405	27.00
TARGET 00021220	PROGRAM SUPPLIES	422405	7.66
MICHAELS STORES 9176	PROGRAM SUPPLIES	422405	19.99
WALMART	PROGRAM SUPPLIES	422405	28.38
GIFTOGRAM	PROGRAM SUPPLIES	422405	20.00
GIFTOGRAM	PROGRAM SUPPLIES	422405	5.00
DOLLAR TREE	PROGRAM SUPPLIES	422405	48.75
MICHAELS STORES 1266	PROGRAM SUPPLIES	422405	54.19
DOLLAR TREE	PROGRAM SUPPLIES	422405	11.38
DOLLAR TREE	PROGRAM SUPPLIES	422405	17.50
HOBBY-LOBBY #0177	PROGRAM SUPPLIES	422405	32.30
WALMART	PROGRAM SUPPLIES	422405	74.52
DOLLAR TREE	PROGRAM SUPPLIES	422405	12.50
ALDI 40077	PROGRAM SUPPLIES	422405	11.95
JEWEL	PROGRAM SUPPLIES	422405	47.67

**Warrant
Summary
As of July 31, 2023**

TARGET 00019505	PROGRAM SUPPLIES	422405	5.00
WALMART	PROGRAM SUPPLIES	422405	105.84
COMET	PROGRAM SUPPLIES	422405	40.94
JEWEL	PROGRAM SUPPLIES	422405	40.44
DOLLAR TREE	PROGRAM SUPPLIES	422405	13.75
DOLLAR TREE	PROGRAM SUPPLIES	422405	2.50
DOLLAR TREE	PROGRAM SUPPLIES	422405	2.63
DOLLAR TREE	PROGRAM SUPPLIES	422405	16.25
DOLLAR TREE	PROGRAM SUPPLIES	422405	10.00
DOLLAR TREE	PROGRAM SUPPLIES	422405	38.75
DOLLAR TREE	PROGRAM SUPPLIES	422405	33.75
AMAZON	PROGRAM SUPPLIES	422405	12.03
DOLLAR TREE	PROGRAM SUPPLIES	422405	6.25
JEWEL	PROGRAM SUPPLIES	422405	25.65
DOLLAR TREE	PROGRAM SUPPLIES	422405	3.75
DOLLAR TREE	PROGRAM SUPPLIES	422405	3.75
TARGET 00010363	PROGRAM SUPPLIES	422405	31.50
DOLLAR TREE	PROGRAM SUPPLIES	422405	3.75
WALMART	PROGRAM SUPPLIES	422405	80.26
JEWEL	PROGRAM SUPPLIES	422405	32.97
DOLLAR TREE	PROGRAM SUPPLIES	422405	17.30
WM SUPERCENTER #1404	PROGRAM SUPPLIES	422405	67.19
DOLLAR TREE	PROGRAM SUPPLIES	422405	2.50
WALMART	PROGRAM SUPPLIES	422405	13.81
WM SUPERCENTER #1892	PROGRAM SUPPLIES	422405	24.81
TARGET 00010363	PROGRAM SUPPLIES	422405	16.78
WM SUPERCENTER #506C	PROGRAM SUPPLIES	422405	82.65
DOLLAR TREE	PROGRAM SUPPLIES	422405	20.00
JEWEL	PROGRAM SUPPLIES	422405	9.47
DOLLAR TREE	PROGRAM SUPPLIES	422405	61.25
TARGET 00010363	PROGRAM SUPPLIES	422405	8.18
TARGET 00021220	PROGRAM SUPPLIES	422405	31.36
DOLLAR TREE	PROGRAM SUPPLIES	422405	52.50
DOLLAR TREE	PROGRAM SUPPLIES	422405	51.00
DOLLAR TREE	PROGRAM SUPPLIES	422405	31.00
TARGET 00021220	PROGRAM SUPPLIES	422405	9.47
DOLLAR TREE	PROGRAM SUPPLIES	422405	27.50
JEWEL	PROGRAM SUPPLIES	422405	15.71
JEWEL	PROGRAM SUPPLIES	422405	15.76
MICHAELS STORES 1266	PROGRAM SUPPLIES	422405	33.54
DOLLAR TREE	PROGRAM SUPPLIES	422405	40.13
TARGET 00008359	PROGRAM SUPPLIES	422405	16.04
DOLLAR TREE	PROGRAM SUPPLIES	422405	29.59
WALGREENS #4258	PROGRAM SUPPLIES	422405	5.41
MEIJER # 228	PROGRAM SUPPLIES	422406	53.66
MEIJER # 228	PROGRAM SUPPLIES	422406	39.02
WALMART	PROGRAM SUPPLIES	422406	85.70
MICHAELS STORES 1266	PROGRAM SUPPLIES	422406	49.98
AMAZON	PROGRAM SUPPLIES	422406	7.39
JEWEL	PROGRAM SUPPLIES	422406	33.03
MEIJER # 228	PROGRAM SUPPLIES	422406	42.24
MEIJER # 228	PROGRAM SUPPLIES	422406	13.20
FIVE BELOW 711	PROGRAM SUPPLIES	422406	5.00
MENARDS HANOVER PAR	PROGRAM SUPPLIES	422406	160.76

**Warrant
Summary
As of July 31, 2023**

DOLLAR TREE	PROGRAM SUPPLIES	422406	3.75
DOLLAR TREE	PROGRAM SUPPLIES	422406	28.46
DOLLAR TREE	PROGRAM SUPPLIES	422406	17.50
AMAZON	PROGRAM SUPPLIES	422406	27.77
AMAZON	PROGRAM SUPPLIES	422406	9.99
AMAZON	PROGRAM SUPPLIES	422406	9.99
GOOGLE GOOGLE STOR	PROGRAM SUPPLIES	422406	1.99
JEWEL	PROGRAM SUPPLIES	422406	40.00
MEIJER # 228	PROGRAM SUPPLIES	422406	30.29
MEIJER # 228	PROGRAM SUPPLIES	422406	46.63
JEWEL	PROGRAM SUPPLIES	422406	55.44
DOLLAR TREE	PROGRAM SUPPLIES	422406	13.75
AMAZON	PROGRAM SUPPLIES	422406	106.83
MEIJER # 228	PROGRAM SUPPLIES	422406	26.24
MEIJER # 228	PROGRAM SUPPLIES	422406	52.59
AMAZON	PROGRAM SUPPLIES	422406	15.99
DOLLAR TREE	PROGRAM SUPPLIES	422406	20.87
WM SUPERCENTER #142C	PROGRAM SUPPLIES	422406	27.22
TARGET.COM	PROGRAM SUPPLIES	422406	25.00
AMAZON	PROGRAM SUPPLIES	422406	25.00
MEIJER # 228	PROGRAM SUPPLIES	422406	27.59
MEIJER # 228	PROGRAM SUPPLIES	422406	37.36
LOWES #02529	PROGRAM SUPPLIES	422406	24.98
JEWEL	PROGRAM SUPPLIES	422406	94.23
WALMART	PROGRAM SUPPLIES	422406	36.45
WALMART	PROGRAM SUPPLIES	422406	11.85
GUARANTEED RATE FIEL	PROGRAM SUPPLIES	422406	16.43
WALMART	PROGRAM SUPPLIES	422409	25.80
WALMART	PROGRAM SUPPLIES	422409	29.38
JEWEL	PROGRAM SUPPLIES	422409	34.62
JEWEL	PROGRAM SUPPLIES	422409	63.38
AMAZON	PROGRAM SUPPLIES	422409	261.62
AMAZON	PROGRAM SUPPLIES	422409	50.06
JEWEL	PROGRAM SUPPLIES	422409	25.13
JEWEL	PROGRAM SUPPLIES	422409	3.29
JEWEL	PROGRAM SUPPLIES	422409	42.52
JEWEL	PROGRAM SUPPLIES	422409	21.44
AMAZON	PROGRAM SUPPLIES	422409	57.47
DOLLAR TREE	PROGRAM SUPPLIES	422409	13.66
AMAZON	PROGRAM SUPPLIES	422409	70.50
AMAZON	PROGRAM SUPPLIES	422409	89.87
JEWEL	PROGRAM SUPPLIES	422409	17.01
AMAZON	PROGRAM SUPPLIES	422409	85.89
WM SUPERCENTER #142C	PROGRAM SUPPLIES	422409	32.70
JEWEL	PROGRAM SUPPLIES	422409	31.25
AMAZON	PROGRAM SUPPLIES	422409	8.59
AMAZON	PROGRAM SUPPLIES	422409	125.94
AMAZON	PROGRAM SUPPLIES	422409	99.41
DOLLAR TREE	PROGRAM SUPPLIES	422409	25.00
AMAZON	PROGRAM SUPPLIES	422409	316.14
WALMART	PROGRAM SUPPLIES	422409	29.85
AMAZON	PROGRAM SUPPLIES	422409	14.10
JEWEL	PROGRAM SUPPLIES	422409	10.50
AMAZON	PROGRAM SUPPLIES	422409	94.94

**Warrant
Summary
As of July 31, 2023**

JEWEL	PROGRAM SUPPLIES	422409	19.76
JEWEL	PROGRAM SUPPLIES	422409	21.47
EVENT 18TH ANNUAL ILL	PROGRAM SUPPLIES	422409	225.00
TARGET 00008805	PROGRAM SUPPLIES	422409	22.61
GOODWILL RETAIL #153	PROGRAM SUPPLIES	422409	8.25
JEWEL	PROGRAM SUPPLIES	422409	25.24
JEWEL	PROGRAM SUPPLIES	422409	20.75
WALMART	PROGRAM SUPPLIES	422409	18.60
GLOWPEG #5587	PROGRAM SUPPLIES	422409	62.93
JEWEL	PROGRAM SUPPLIES	422409	136.17
WALMART	PROGRAM SUPPLIES	422409	104.86
WM SUPERCENTER #142C	PROGRAM SUPPLIES	422409	24.08
AMAZON	PROGRAM SUPPLIES	422409	70.93
AMAZON	PROGRAM SUPPLIES	422409	277.92
AMAZON	PROGRAM SUPPLIES	422409	7.20
JEWEL	PROGRAM SUPPLIES	422409	22.63
MARIANOS #505	PROGRAM SUPPLIES	422409	43.61
JEWEL	PROGRAM SUPPLIES	422409	14.19
WALMART	PROGRAM SUPPLIES	422409	13.54
NETFLIX.COM	PROGRAM SUPPLIES	422409	19.99
AMAZON	PROGRAM SUPPLIES	422409	-28.99
DOLLAR TREE	PROGRAM SUPPLIES	422409	38.75
PP SKIBBE FARMS	PROGRAM SUPPLIES	422409	12.00
JEWEL	PROGRAM SUPPLIES	422409	7.29
JEWEL	PROGRAM SUPPLIES	422409	38.61
JEWEL	PROGRAM SUPPLIES	422409	17.85
WM SUPERCENTER #142C	PROGRAM SUPPLIES	422409	21.75
JEWEL	PROGRAM SUPPLIES	422411	83.48
AMAZON	PROGRAM SUPPLIES	422414	67.68
AMAZON	PROGRAM SUPPLIES	422414	31.08
AMAZON	PROGRAM SUPPLIES	422414	183.96
SAMSClub #6464	PROGRAM SUPPLIES	422415	145.76
GFS STORE #1913	PROGRAM SUPPLIES	422415	37.04
AMAZON	PROGRAM SUPPLIES	422415	8.91
GFS STORE #1913	PROGRAM SUPPLIES	422415	415.59
PORTILLOS HOT DOGS #1	PROGRAM SUPPLIES	422415	45.43
TOP GOLF SCHAUMBURG	PROGRAM SUPPLIES	422415	213.67
AMAZON	PROGRAM SUPPLIES	422415	11.99
AMAZON	PROGRAM SUPPLIES	422415	192.18
AMAZON	PROGRAM SUPPLIES	422415	53.72
SPOTIFY USA	PROGRAM SUPPLIES	422418	15.99
TARGET 00008805	PROGRAM SUPPLIES	422421	25.00
AMAZON	PROGRAM SUPPLIES	422421	57.95
AMAZON	PROGRAM SUPPLIES	422421	17.59
AMAZON	PROGRAM SUPPLIES	422421	48.57
TEACHERSPAYTEACHERS	PROGRAM SUPPLIES	422421	2.00
WALGREENS #4355	PROGRAM SUPPLIES	422421	7.07
JOECOFFEE-CONSCIOUS	PROGRAM SUPPLIES	422422	68.77
SQ PALATINE	PROGRAM SUPPLIES	422422	11.15
MENARDS ELGIN IL	PROGRAM SUPPLIES	422422	124.83
UNITED AIRLINES	COMMERCIAL TRANSPORTATION	422508	-363.05
UNITED AIRLINES	COMMERCIAL TRANSPORTATION	422508	-363.05
UNITED AIRLINES	COMMERCIAL TRANSPORTATION	422508	-303.05
UNITED AIRLINES	COMMERCIAL TRANSPORTATION	422508	-363.05

**Warrant
Summary
As of July 31, 2023**

GIFTOGRAM	PUBLIC AWARENESS/SUBSCRIPTIONS/	423110	150.00
INDEED JOBS	PUBLIC AWARENESS/SUBSCRIPTIONS/	423110	120.00
AMAZON	PUBLIC AWARENESS/SUBSCRIPTIONS/	423110	117.00
INDEED JOBS	PUBLIC AWARENESS/SUBSCRIPTIONS/	423110	162.00
AMAZON	PUBLIC AWARENESS/SUBSCRIPTIONS/	423110	26.10
4IMPRINT, INC	PUBLIC AWARENESS/SUBSCRIPTIONS/	423111	973.93
UBER TRIP	INCLUSION	450002	18.98
UBER TRIP	INCLUSION	450002	5.02
UBER TRIP	INCLUSION	450002	25.16
UBER TRIP	INCLUSION	450002	28.77
UBER TRIP	INCLUSION	450002	8.86
UBER TRIP	INCLUSION	450002	25.42
UBER TRIP	INCLUSION	450002	30.90
UBER TRIP	INCLUSION	450002	25.10
UBER TRIP	INCLUSION	450002	25.76
UBER TRIP	INCLUSION	450002	37.00
UBER TRIP	INCLUSION	450002	7.40
UBER TRIP	INCLUSION	450002	25.17
UBER TRIP	INCLUSION	450002	26.91
UBER TRIP	INCLUSION	450002	29.91
UBER TRIP	INCLUSION	450002	29.97
UBER TRIP	INCLUSION	450002	4.77
UBER TRIP	INCLUSION	450002	11.17
UBER TRIP	INCLUSION	450002	24.93
UBER TRIP	INCLUSION	450002	22.90
UBER TRIP	INCLUSION	450002	5.95
UBER TRIP	INCLUSION	450002	23.97
UBER TRIP	INCLUSION	450002	29.79
CASHSTAR STARBUCKS C	INCLUSION	450003	25.00
AMAZON	INCLUSION	450003	27.98
CASHSTAR STARBUCKS C	INCLUSION	450003	10.00
AMAZON	INCLUSION	450003	21.98
AMAZON	INCLUSION	450003	10.98
AMAZON	INCLUSION	450003	80.75
AMAZON	INCLUSION	450003	62.99
AMAZON	INCLUSION	450003	126.88
AMAZON	INCLUSION	450003	6.88
AMAZON	INCLUSION	450004	261.54
AMAZON	INCLUSION	450006	29.08
WM SUPERCENTER #1404	INCLUSION	450006	60.71
AMAZON	INCLUSION	450009	7.59
AMAZON	INCLUSION	450009	21.61
AMAZON	INCLUSION	450009	49.99
AMAZON	INCLUSION	450009	19.98
AMAZON	INCLUSION	450009	58.02
AMAZON	INCLUSION	450009	33.29
AMAZON	INCLUSION	450011	21.99
AMAZON	INCLUSION	450012	40.97
AMAZON	INCLUSION	450012	17.79
UBER TRIP	INCLUSION	450012	19.20
UBER TRIP	INCLUSION	450012	20.44
UBER TRIP	INCLUSION	450012	16.98
UBER TRIP	INCLUSION	450012	20.99
UBER TRIP	INCLUSION	450012	16.98

**Warrant
Summary
As of July 31, 2023**

UBER TRIP	INCLUSION	450012	19.98
AMAZON	INCLUSION	450014	57.32
AMAZON	INCLUSION	450014	25.99
AMAZON	INCLUSION	450014	42.94
AMAZON	INCLUSION	450014	26.05
AMAZON	INCLUSION	450014	58.85
AMAZON	INCLUSION	450014	16.93
AMAZON	INCLUSION	450014	51.22
AMAZON	INCLUSION	450014	262.33
AMAZON	INCLUSION	450014	18.59
UBER TRIP	INCLUSION	450014	6.39
UBER TRIP	INCLUSION	450014	6.38
AMAZON	INCLUSION	450017	12.73
AMAZON	INCLUSION	450017	20.41
AMAZON	INCLUSION	450017	31.97
JEWEL	INCLUSION	450017	15.18
BUFFALO WILD WINGS 03	INCLUSION	450022	39.49
CRUMBL SCHAUMBURG	INCLUSION	450022	16.01
ORDER.NOODLES.COM	INCLUSION	450022	88.65
AMAZON	INCLUSION	450022	45.00
LEVELUPSWEETGREEN5E	INCLUSION	450022	99.16
UBER TRIP	INCLUSION	450022	20.99
CHIPOTLE ONLINE	INCLUSION	450022	193.01
UBER TRIP	INCLUSION	450022	20.44
HEWLETT-PACKARD CO	CAPITAL EXPENSES	460001	634.40
IN GMEDIAWRAPS LLC	CAPITAL EXPENSES	460001	2443.00

**Warrant
Summary
As of August 31, 2023**

Administration	Programs	Salary	Liability/Audit/IMRF
421000 Prof. Fees	422100 Rent Municipal	424100 Full Time	441000 Liability/PDRMA
421100 Office Supply	422200 Rent Commercial	424200 Part Time	442000 Audit
421150 Fees	422300 Program Dev.	424300 Payroll Processing	442100 FICA
421200 Postage	422400 Program Supply	424500 Car Allowance	442200 IMRF
421300 Phones/Fax	422500 Comm. Trans.		
421400 Conference/Education	422600 Staff Mileage		
421500 Memberships	422700 Trans. Maint.		
421600 Health Insurance	422800 gas/tolls/parking		
421700 Maint./Utilities	422900 Printing		
421800 Rent	423000 Sub./Ads.		
421900 Computers	423100 Public Awareness		

Total VB&T Electronic Accounts Payable	\$ 115,657.89
Electronic Accounts Payable (PCARDS-5th-3rd) for August paid in September	\$ 62,897.14
Total VB&T Business Checking Accounts Payable	\$ 270,170.84
	\$ 448,725.87

Payroll	08.02.2023	\$ 4,602.64
	08.11.2024	\$ 338,852.12
	08.25.2025	\$ 126,865.80
IMRF Payment	08.14.2023	\$ 16,150.85

Motion to approve Warrant 08.31.2023	\$ 935,197.28
---------------------------------------------	----------------------

**Warrant
Summary
As of August 31, 2023**

Vendor	Description	Amount
Clipboard Health	Aide Inclusion	\$ 7,342.91
PDRMA	Health benefits and liability charges	\$ 78,948.68
Wex Bank	Fuel	\$ 9,375.19
Robbin Schwarz	Attorney services	\$ 3,787.50
ComEd	Electric	\$ 1,205.70
CostCo	Miscellaneous purchases	\$ 1,134.26
Wells Fargo	Konica Minolta - 2nd & 3rd Flr Copier	\$ 1,256.72
Sterling Integration	Computer Rent	\$ 8,398.25
MissionSquare Investment	Voluntary Benefits	\$ 2,530.00
Aflac	Voluntary benefits	\$ 593.02
FLEX BEN OPERATI AC	Voluntary Benefits	\$ 63.75
Hewlett Packard Fin Svcs	Lease Payment	\$ 1,021.91
Total Warrant for Electronic Accounts Payable		\$ 115,657.89

**Warrant
Summary
As of August 31, 2023**

Vendor	Expense Account Title	Account	Amount
--------	-----------------------	---------	--------

August PCards

Total Warrant for Electronic Accounts Payable 62,897.14

TARGET 00007534	OFFICE SUPPLIES	421102	118.00
NAME BADGES INT'L	OFFICE SUPPLIES	421104	65.28
DOLLAR TREE	OFFICE SUPPLIES	421105	30.46
AMAZON	OFFICE SUPPLIES	421105	51.50
TARGET 00008805	OFFICE SUPPLIES	421105	28.58
SHERWIN ACE HDWE	OFFICE SUPPLIES	421105	9.58
AMAZON	OFFICE SUPPLIES	421105	18.98
AMAZON	OFFICE SUPPLIES	421105	6.49
AMAZON	OFFICE SUPPLIES	421105	31.34
NYTIMES NYTIMES DISC	OFFICE SUPPLIES	421105	6.00
AUTHORIZE.NET	CREDIT CARD AND BANK FEES	421152	25.00
PITNEY BOWES PI	POSTAGE	421204	340.27
VZWRLSS APOCC VISB	TELEPHONE/FAX	421301	809.52
CONVERGED DIGITAL NET	TELEPHONE/FAX	421304	185.00
FIRST COMMUNICATIONS	TELEPHONE/FAX	421304	528.42
CONVERGED DIGITAL NET	TELEPHONE/FAX	421305	329.70
ALAMO RENT-A-CAR	CONFERENCE/EDUCATION	421401	530.50
VRBO HA844G50	CONFERENCE/EDUCATION	421401	420.00
TST WESTWOOD TAVERI	CONFERENCE/EDUCATION	421405	61.34
STARBUCKS STORE 1433	CONFERENCE/EDUCATION	421405	23.36
COOPERS HAWK ARLING	CONFERENCE/EDUCATION	421405	146.95
DD DOORDASH LOUMALN	CONFERENCE/EDUCATION	421406	93.99
DD DOORDASH PORTILLC	CONFERENCE/EDUCATION	421406	78.21
TST WINTRUST FIELD	CONFERENCE/EDUCATION	421406	96.00
LSTHE ORIGINAL PANCAK	CONFERENCE/EDUCATION	421406	65.70
GUZMAN Y GOMEZ	CONFERENCE/EDUCATION	421406	86.68
BIBIBOP ASIAN GRILL OO	CONFERENCE/EDUCATION	421406	43.24
MCDONALD'S F14403	CONFERENCE/EDUCATION	421406	28.04
POTBELLY # 62	CONFERENCE/EDUCATION	421406	110.65
GRUBHUBJIMANOSPITZFEI	CONFERENCE/EDUCATION	421406	43.88
STARBUCKS STORE 0994	CONFERENCE/EDUCATION	421406	14.01
DUNKIN	CONFERENCE/EDUCATION	421406	12.59
STARBUCKS STORE 1433	CONFERENCE/EDUCATION	421406	12.90
GRUBHUBREDAPPLE	CONFERENCE/EDUCATION	421406	156.75
DOORDASH DASHPASS	CONFERENCE/EDUCATION	421406	9.99
LEVELUPSWEETGREEN4C	CONFERENCE/EDUCATION	421406	42.84
WALMART	CONFERENCE/EDUCATION	421406	40.11
EVENT 18TH ANNUAL ILL	CONFERENCE/EDUCATION	421407	225.00
STARBUCKS 800-782-7282	CONFERENCE/EDUCATION	421407	25.00
EVENT 18TH ANNUAL ILL	CONFERENCE/EDUCATION	421407	225.00
WALGREENS #3512	CONFERENCE/EDUCATION	421407	38.91
ILLINOIS GOVERNMENT F	CONFERENCE/EDUCATION	421407	150.00
MARIANOS #505	CONFERENCE/EDUCATION	421407	44.38
CLARIFYI-9, LLC	CONFERENCE/EDUCATION	421407	54.00
PAYPAL CHI WILS CHI W	CONFERENCE/EDUCATION	421407	65.00
ABODEBUCKS LLC BOOKI	CONFERENCE/EDUCATION	421408	1501.00

**Warrant
Summary
As of August 31, 2023**

ILLINOIS GOVERNMENT F	MEMBERSHIPS/CERTIFICATIONS	421513	41.65
PARCHMENT-UNIV DOCS	MEMBERSHIPS/CERTIFICATIONS	421513	5.00
NRPEMS	MEMBERSHIPS/CERTIFICATIONS	421513	30.00
NICOR GAS	MAINTENANCE/UTILITIES	421703	130.26
NICOR GAS	MAINTENANCE/UTILITIES	421703	144.21
NICOR GAS	MAINTENANCE/UTILITIES	421703	92.05
NICOR GAS	MAINTENANCE/UTILITIES	421703	78.10
NICOR GAS	MAINTENANCE/UTILITIES	421703	53.48
CRAIGSLIST.ORG	MAINTENANCE/UTILITIES	421703	135.00
NICOR GAS	MAINTENANCE/UTILITIES	421703	52.02
COMCAST CHICAGO	MAINTENANCE/UTILITIES	421706	190.43
COMCAST CHICAGO	MAINTENANCE/UTILITIES	421706	189.90
COMCAST CHICAGO	MAINTENANCE/UTILITIES	421706	261.24
COMCAST CHICAGO	MAINTENANCE/UTILITIES	421706	175.90
COMCAST CHICAGO	MAINTENANCE/UTILITIES	421706	189.90
COMCAST CHICAGO	MAINTENANCE/UTILITIES	421706	276.99
COMCAST CHICAGO	MAINTENANCE/UTILITIES	421706	189.90
AMAZON	MAINTENANCE/UTILITIES	421707	64.95
AMAZON	MAINTENANCE/UTILITIES	421707	43.29
SHERWIN ACE HDWE	MAINTENANCE/UTILITIES	421707	26.17
SHERWIN ACE HDWE	MAINTENANCE/UTILITIES	421707	24.76
MICROSOFT CONSOLE 1 I	COMPUTERS	421905	12.09
HTC CORP	COMPUTERS	421905	12.99
SIMPLETEXTING.COM	COMPUTERS	421905	39.00
FLEETIO.COM	COMPUTERS	421905	153.90
EIG CONSTANTCONTACT.	COMPUTERS	421905	145.00
INTUIT QUICKBOOKS	COMPUTERS	421905	1678.87
MOSYLE BUS MOSYLE_B	COMPUTERS	421905	21.00
RIGHT NETWORKS	COMPUTERS	421905	84.00
STARBUCKS STORE 1433	COMPUTERS	421905	14.80
WWW.MAKESHIFT.CA	COMPUTERS	421905	1992.35
MICROSOFT CONSOLE 1 I	COMPUTERS	421905	10.98
AMAZON	COMPUTERS	421906	49.87
AMAZON	COMPUTERS	421906	45.98
STREAMWOOD BOWL	COMMERCIAL EXPENSE	422201	42.00
BATTLE HOUSE LASER TA	COMMERCIAL EXPENSE	422201	387.28
ARMANDS PIZZERIA	COMMERCIAL EXPENSE	422204	300.00
SQ BEN & JERRY'S NAVY	COMMERCIAL EXPENSE	422204	45.33
PY LOU MALNATIS - MIC	COMMERCIAL EXPENSE	422204	355.35
TRITON COLLEGE-SWIPEI	COMMERCIAL EXPENSE	422205	5.99
TRITON COLLEGE-SWIPEI	COMMERCIAL EXPENSE	422205	54.00
WHEELING PARK DISTRIC	COMMERCIAL EXPENSE	422205	-100.75
GREEN VALLEY GOLF RAI	COMMERCIAL EXPENSE	422205	175.75
BLACKBERRY FARM	COMMERCIAL EXPENSE	422205	162.50
VILLAGE OF BENSENVILLI	COMMERCIAL EXPENSE	422205	3.00
VILLAGE OF BENSENVILLI	COMMERCIAL EXPENSE	422205	206.25
STREAMWOOD BOWL	COMMERCIAL EXPENSE	422206	122.50
MORETTI'S SCHAUMBURC	COMMERCIAL EXPENSE	422206	182.71
SQ THROWN ELEMENTS	COMMERCIAL EXPENSE	422206	198.00
FSP NICKEL CITY	COMMERCIAL EXPENSE	422206	102.00
STREAMWOOD BOWL	COMMERCIAL EXPENSE	422206	105.00
844 BOWLERO 800342526	COMMERCIAL EXPENSE	422206	252.00
TST OBERWEIS DAIRY -	COMMERCIAL EXPENSE	422206	85.54
PORTILLOS HOT DOGS #9	COMMERCIAL EXPENSE	422206	117.86

**Warrant
Summary
As of August 31, 2023**

LITTLE CAESARS #1722	COMMERCIAL EXPENSE	422206	35.55
SCHAUMBURG BOOMERS	COMMERCIAL EXPENSE	422206	256.00
SQ THROWN ELEMENTS	COMMERCIAL EXPENSE	422206	198.00
TST BOSTON BURGER C	COMMERCIAL EXPENSE	422208	134.16
AMK FENWAY PARK CON	COMMERCIAL EXPENSE	422208	19.53
AMK FENWAY PARK CON	COMMERCIAL EXPENSE	422208	20.60
AMK FENWAY PARK CON	COMMERCIAL EXPENSE	422208	5.35
DOUBLETREE WISTERIA F	COMMERCIAL EXPENSE	422208	4.82
HUDSON ST1895	COMMERCIAL EXPENSE	422208	5.78
AMK FENWAY PARK CON	COMMERCIAL EXPENSE	422208	12.84
DOUBLETREE WISTERIA F	COMMERCIAL EXPENSE	422208	111.30
AMK FENWAY PARK CON	COMMERCIAL EXPENSE	422208	44.94
KELLY'S ROAST BEEF BO	COMMERCIAL EXPENSE	422208	31.83
AMK FENWAY PARK CON	COMMERCIAL EXPENSE	422208	27.02
BOSTON TEA PARTY SHIP	COMMERCIAL EXPENSE	422208	41.44
DOUBLETREE	COMMERCIAL EXPENSE	422208	989.41
DOUBLETREE	COMMERCIAL EXPENSE	422208	989.41
DOUBLETREE	COMMERCIAL EXPENSE	422208	989.41
DOUBLETREE WISTERIA F	COMMERCIAL EXPENSE	422208	87.70
STILLWATER	COMMERCIAL EXPENSE	422208	247.57
DOUBLETREE	COMMERCIAL EXPENSE	422208	989.41
DOUBLETREE	COMMERCIAL EXPENSE	422208	989.41
DOUBLETREE	COMMERCIAL EXPENSE	422208	989.41
DOUBLETREE WISTERIA F	COMMERCIAL EXPENSE	422208	7.47
UENO SUSHI	COMMERCIAL EXPENSE	422208	15.95
HUDSON ST1889	COMMERCIAL EXPENSE	422208	12.74
UENO SUSHI	COMMERCIAL EXPENSE	422208	30.74
DOUBLETREE WISTERIA F	COMMERCIAL EXPENSE	422208	105.01
POTBELLY #601	COMMERCIAL EXPENSE	422208	34.48
DELAWARE NORTH LOGA	COMMERCIAL EXPENSE	422208	17.92
AMK FENWAY PARK CON	COMMERCIAL EXPENSE	422208	5.35
HUDSON ST1895	COMMERCIAL EXPENSE	422208	3.70
FISHERMAN'S NET.	COMMERCIAL EXPENSE	422208	15.00
FISHERMAN'S NET.	COMMERCIAL EXPENSE	422208	5.50
AMK FENWAY PARK CON	COMMERCIAL EXPENSE	422208	83.73
KONG DOG QUINCY MARK	COMMERCIAL EXPENSE	422208	16.46
PHILADELPHIA STEAK & H	COMMERCIAL EXPENSE	422208	15.12
UNITED AIRLINES	COMMERCIAL EXPENSE	422208	35.00
UNITED AIRLINES	COMMERCIAL EXPENSE	422208	35.00
EL PASO ENCHILADAS	COMMERCIAL EXPENSE	422208	13.95
UNITED AIRLINES	COMMERCIAL EXPENSE	422208	35.00
UNITED AIRLINES	COMMERCIAL EXPENSE	422208	35.00
UNITED AIRLINES	COMMERCIAL EXPENSE	422208	35.00
UNITED AIRLINES	COMMERCIAL EXPENSE	422208	35.00
UNITED AIRLINES	COMMERCIAL EXPENSE	422208	35.00
UNITED AIRLINES	COMMERCIAL EXPENSE	422208	35.00
UNITED AIRLINES	COMMERCIAL EXPENSE	422208	35.00
PHILADELPHIA STEAK & H	COMMERCIAL EXPENSE	422208	21.60
RICCARDOS RISTORANTE	COMMERCIAL EXPENSE	422208	379.72
TST STATE STREET PRO	COMMERCIAL EXPENSE	422208	410.80
UNITED AIRLINES	COMMERCIAL EXPENSE	422208	35.00
ROCK BOTTOM 3001	COMMERCIAL EXPENSE	422208	306.62
EL PASO ENCHILADAS	COMMERCIAL EXPENSE	422208	22.05
UNITED AIRLINES	COMMERCIAL EXPENSE	422208	35.00
UNITED AIRLINES	COMMERCIAL EXPENSE	422208	35.00

**Warrant
Summary
As of August 31, 2023**

UNITED AIRLINES	COMMERCIAL EXPENSE	422208	35.00
BENEVENTO'S.	COMMERCIAL EXPENSE	422208	704.29
UNITED AIRLINES	COMMERCIAL EXPENSE	422208	35.00
UNITED AIRLINES	COMMERCIAL EXPENSE	422208	35.00
UNITED AIRLINES	COMMERCIAL EXPENSE	422208	35.00
UNITED AIRLINES	COMMERCIAL EXPENSE	422208	35.00
UNITED AIRLINES	COMMERCIAL EXPENSE	422208	35.00
UNITED AIRLINES	COMMERCIAL EXPENSE	422208	35.00
UNITED AIRLINES	COMMERCIAL EXPENSE	422208	35.00
UNITED AIRLINES	COMMERCIAL EXPENSE	422208	35.00
UNITED AIRLINES	COMMERCIAL EXPENSE	422208	35.00
UNITED AIRLINES	COMMERCIAL EXPENSE	422208	35.00
UNITED AIRLINES	COMMERCIAL EXPENSE	422208	35.00
UNITED AIRLINES	COMMERCIAL EXPENSE	422208	35.00
UNITED AIRLINES	COMMERCIAL EXPENSE	422208	35.00
UNITED AIRLINES	COMMERCIAL EXPENSE	422208	35.00
UNITED AIRLINES	COMMERCIAL EXPENSE	422208	35.00
STARBUCKS STORE 0028	COMMERCIAL EXPENSE	422208	20.00
UBER TRIP	COMMERCIAL EXPENSE	422208	32.92
SQ MIKE & PATTY'S	COMMERCIAL EXPENSE	422208	34.55
DUNKIN	COMMERCIAL EXPENSE	422208	15.90
TST MJ OCONNORS - BOS	COMMERCIAL EXPENSE	422208	462.47
DUNKIN	COMMERCIAL EXPENSE	422208	120.10
REVERE HOTEL BOSTON	COMMERCIAL EXPENSE	422208	8746.86
A YANKEE LINE, INC.	COMMERCIAL EXPENSE	422208	927.00
WICKED LOBSTA	COMMERCIAL EXPENSE	422208	31.01
WM SUPERCENTER #1404	COMMERCIAL EXPENSE	422208	26.42
POTBELLY #601	COMMERCIAL EXPENSE	422208	150.70
LSF LONG WHARF	COMMERCIAL EXPENSE	422208	155.54
THE PRIME SHOPPE	COMMERCIAL EXPENSE	422208	121.92
LSF LONG WHARF	COMMERCIAL EXPENSE	422208	279.70
LSF LONG WHARF	COMMERCIAL EXPENSE	422208	358.23
UBER TRIP	COMMERCIAL EXPENSE	422208	9.39
FIRE + ICE - BOSTON,	COMMERCIAL EXPENSE	422208	656.53
SQ THINKING CUP TREM	COMMERCIAL EXPENSE	422208	19.87
SQ BEN & JERRY'S BOST	COMMERCIAL EXPENSE	422208	12.99
THE PRIME SHOPPE	COMMERCIAL EXPENSE	422208	7.50
EL PASO ENCHILADAS	COMMERCIAL EXPENSE	422208	19.15
UBER TRIP	COMMERCIAL EXPENSE	422208	32.04
PHILADELPHIA STEAK & H	COMMERCIAL EXPENSE	422208	5.50
SQ THINKING CUP TREM	COMMERCIAL EXPENSE	422208	35.31
SQ THINKING CUP TREM	COMMERCIAL EXPENSE	422208	44.40
PIZZERIA REGINA FANEUI	COMMERCIAL EXPENSE	422208	26.75
SQ THINKING CUP TREM	COMMERCIAL EXPENSE	422208	43.87
PIZZERIA REGINA FANEUI	COMMERCIAL EXPENSE	422208	13.85
PIZZERIA REGINA FANEUI	COMMERCIAL EXPENSE	422208	30.66
SQ THINKING CUP TREM	COMMERCIAL EXPENSE	422208	2.94
NEIGHBORHOODS BOSTC	COMMERCIAL EXPENSE	422208	24.99
SQ THINKING CUP TREM	COMMERCIAL EXPENSE	422208	45.37
NEIGHBORHOODS BOSTC	COMMERCIAL EXPENSE	422208	9.55
CVS/PHARMACY #11201	COMMERCIAL EXPENSE	422208	9.67
TST TATTE BAKERY - SU	COMMERCIAL EXPENSE	422208	78.06
MBTA HYNES CONVTN	COMMERCIAL EXPENSE	422208	22.50
DUNKIN	COMMERCIAL EXPENSE	422208	10.71
HUDSONNEWS ST868	COMMERCIAL EXPENSE	422208	19.32

**Warrant
Summary
As of August 31, 2023**

TST TATTE BAKERY - SU	COMMERCIAL EXPENSE	422208	19.36
MBTA HYNES CONVTN	COMMERCIAL EXPENSE	422208	90.00
GREAT AMER BAG B14 OF	COMMERCIAL EXPENSE	422208	45.20
TST TATTE BAKERY - SU	COMMERCIAL EXPENSE	422208	68.04
TST TATTE BAKERY - SU	COMMERCIAL EXPENSE	422208	10.70
MBTA HYNES CONVTN	COMMERCIAL EXPENSE	422208	22.50
UNITED AIRLINES	COMMERCIAL EXPENSE	422208	35.00
MBTA HYNES CONVTN	COMMERCIAL EXPENSE	422208	22.50
MBTA HYNES CONVTN	COMMERCIAL EXPENSE	422208	22.50
DUNKIN	COMMERCIAL EXPENSE	422208	3.79
TST BACK DECK	COMMERCIAL EXPENSE	422208	603.25
MBTA HYNES CONVTN	COMMERCIAL EXPENSE	422208	22.50
UNITED AIRLINES	COMMERCIAL EXPENSE	422208	35.00
MBTA HYNES CONVTN	COMMERCIAL EXPENSE	422208	22.50
UNITED AIRLINES	COMMERCIAL EXPENSE	422208	35.00
UNITED AIRLINES	COMMERCIAL EXPENSE	422208	35.00
UNITED AIRLINES	COMMERCIAL EXPENSE	422208	35.00
MBTA HYNES CONVTN	COMMERCIAL EXPENSE	422208	22.50
TST TATTE BAKERY - SU	COMMERCIAL EXPENSE	422208	47.99
SQ NEWSFEED CAFE	COMMERCIAL EXPENSE	422208	2.14
MBTA HYNES CONVTN	COMMERCIAL EXPENSE	422208	22.50
UNITED AIRLINES	COMMERCIAL EXPENSE	422208	35.00
UNITED AIRLINES	COMMERCIAL EXPENSE	422208	35.00
UNITED AIRLINES	COMMERCIAL EXPENSE	422208	35.00
TST TATTE BAKERY - SU	COMMERCIAL EXPENSE	422208	9.63
UNITED AIRLINES	COMMERCIAL EXPENSE	422208	35.00
UNITED AIRLINES	COMMERCIAL EXPENSE	422208	35.00
UNITED AIRLINES	COMMERCIAL EXPENSE	422208	35.00
UNITED AIRLINES	COMMERCIAL EXPENSE	422208	35.00
BOSTON TEA PARTY SHIP	COMMERCIAL EXPENSE	422208	703.00
TST VAZ N MAC	COMMERCIAL EXPENSE	422208	372.71
TST TATTE BAKERY - SU	COMMERCIAL EXPENSE	422208	8.56
TST TATTE BAKERY - SU	COMMERCIAL EXPENSE	422208	65.11
UNITED AIRLINES	COMMERCIAL EXPENSE	422208	35.00
SQ SWAN BOATS, INC.	COMMERCIAL EXPENSE	422208	67.50
UNITED AIRLINES	COMMERCIAL EXPENSE	422208	35.00
MBTA HYNES CONVTN	COMMERCIAL EXPENSE	422208	22.50
UNITED AIRLINES	COMMERCIAL EXPENSE	422208	35.00
UNITED AIRLINES	COMMERCIAL EXPENSE	422208	35.00
UNITED AIRLINES	COMMERCIAL EXPENSE	422208	35.00
MBTA HYNES CONVTN	COMMERCIAL EXPENSE	422208	22.50
UNITED AIRLINES	COMMERCIAL EXPENSE	422208	35.00
DUNKIN	COMMERCIAL EXPENSE	422208	67.32
MBTA HYNES CONVTN	COMMERCIAL EXPENSE	422208	22.50
MBTA HYNES CONVTN	COMMERCIAL EXPENSE	422208	22.50
MBTA HYNES CONVTN	COMMERCIAL EXPENSE	422208	22.50
PTI CHRISTIANSCIENC	COMMERCIAL EXPENSE	422208	52.00
MBTA HYNES CONVTN	COMMERCIAL EXPENSE	422208	22.50
MBTA HYNES CONVTN	COMMERCIAL EXPENSE	422208	22.50
BOSTON TEA PARTY SHIP	COMMERCIAL EXPENSE	422208	288.00
RED SOX TICKETS	COMMERCIAL EXPENSE	422208	475.00
AMAZON	COMMERCIAL EXPENSE	422209	-16.99
AMAZON	COMMERCIAL EXPENSE	422209	14.74
WENDYS	COMMERCIAL EXPENSE	422209	11.18
JEWEL	COMMERCIAL EXPENSE	422209	46.43

**Warrant
Summary
As of August 31, 2023**

ARLINGTON LANES	COMMERCIAL EXPENSE	422209	102.00
IKEA CHICAGO	COMMERCIAL EXPENSE	422209	12.01
ARLINGTON LANES	COMMERCIAL EXPENSE	422209	102.00
TARGET 00007534	COMMERCIAL EXPENSE	422209	600.00
STARBUCKS 800-782-7282	COMMERCIAL EXPENSE	422209	20.00
SQ SCHAUMBURG	COMMERCIAL EXPENSE	422209	4.09
DUNKIN	COMMERCIAL EXPENSE	422209	10.49
WALGREENS #4941	COMMERCIAL EXPENSE	422209	25.00
ARLINGTON LANES	COMMERCIAL EXPENSE	422209	124.00
ARLINGTON LANES	COMMERCIAL EXPENSE	422209	112.00
DUNKIN	COMMERCIAL EXPENSE	422209	24.98
ARLINGTON LANES	COMMERCIAL EXPENSE	422209	94.50
DEERFIELDS BG	COMMERCIAL EXPENSE	422209	14.53
AMAZON	PROGRAM DEVELOPMENT	422301	11.98
AMAZON	PROGRAM DEVELOPMENT	422301	25.91
AMAZON	PROGRAM DEVELOPMENT	422301	11.03
AMAZON	PROGRAM DEVELOPMENT	422301	43.06
AMAZON	PROGRAM DEVELOPMENT	422301	28.98
AMAZON	PROGRAM DEVELOPMENT	422301	13.96
PET SUPPLIES PLUS 0054	PROGRAM DEVELOPMENT	422301	15.98
MUTUAL ACE HARDWARE	PROGRAM DEVELOPMENT	422305	18.99
PARTY CITY 5256	PROGRAM SUPPLIES	422401	48.00
WALMART	PROGRAM SUPPLIES	422401	13.98
MEIJER # 228	PROGRAM SUPPLIES	422401	84.61
SQ GENOA ITALIAN CONC	PROGRAM SUPPLIES	422404	61.56
SQ GENOA ITALIAN CONC	PROGRAM SUPPLIES	422404	85.50
SQ GENOA ITALIAN CONC	PROGRAM SUPPLIES	422404	90.06
GOOGLE GOOGLE STOR/	PROGRAM SUPPLIES	422405	1.99
MARIANOS #535	PROGRAM SUPPLIES	422405	38.77
HICKORY HILLS SOAP OPI	PROGRAM SUPPLIES	422405	15.00
FOR PRE DIST OF WILL C	PROGRAM SUPPLIES	422405	15.00
DOLLAR TREE	PROGRAM SUPPLIES	422405	12.75
JEWEL	PROGRAM SUPPLIES	422405	10.48
JEWEL	PROGRAM SUPPLIES	422405	10.10
MICHAELS STORES 9176	PROGRAM SUPPLIES	422405	24.99
DOLLAR TREE	PROGRAM SUPPLIES	422405	11.25
WM SUPERCENTER #1897	PROGRAM SUPPLIES	422405	24.14
WALMART	PROGRAM SUPPLIES	422405	7.13
SPOTIFY USA	PROGRAM SUPPLIES	422406	15.99
NETFLIX.COM	PROGRAM SUPPLIES	422406	19.99
MEIJER # 228	PROGRAM SUPPLIES	422406	20.77
MENARDS HANOVER PAR	PROGRAM SUPPLIES	422406	77.94
MEIJER # 228	PROGRAM SUPPLIES	422406	46.21
MORETTI'S SCHAUMBURC	PROGRAM SUPPLIES	422406	81.91
DOLLAR TREE	PROGRAM SUPPLIES	422406	23.75
WALMART	PROGRAM SUPPLIES	422406	39.46
WALMART	PROGRAM SUPPLIES	422406	40.04
STAPLES 00116343	PROGRAM SUPPLIES	422406	5.99
TARGET 00008359	PROGRAM SUPPLIES	422406	22.64
WALMART	PROGRAM SUPPLIES	422406	65.63
WALMART	PROGRAM SUPPLIES	422406	22.28
AMAZON	PROGRAM SUPPLIES	422409	-67.96
JEWEL	PROGRAM SUPPLIES	422409	24.17
AMAZON	PROGRAM SUPPLIES	422409	37.39

**Warrant
Summary
As of August 31, 2023**

WM SUPERCENTER #1735	PROGRAM SUPPLIES	422409	39.25
JEWEL	PROGRAM SUPPLIES	422409	47.20
AMAZON	PROGRAM SUPPLIES	422409	18.29
JEWEL	PROGRAM SUPPLIES	422409	31.28
TONYS FRESH MRKT SCH	PROGRAM SUPPLIES	422409	20.35
TARGET 00013854	PROGRAM SUPPLIES	422409	45.98
JEWEL	PROGRAM SUPPLIES	422409	16.20
TONYS FRESH MRKT SCH	PROGRAM SUPPLIES	422409	6.51
AMAZON	PROGRAM SUPPLIES	422409	119.74
WALMART	PROGRAM SUPPLIES	422409	1.49
JEWEL	PROGRAM SUPPLIES	422409	25.00
AMAZON	PROGRAM SUPPLIES	422409	29.99
TEMU.COM	PROGRAM SUPPLIES	422409	47.45
JEWEL	PROGRAM SUPPLIES	422409	25.44
AMAZON	PROGRAM SUPPLIES	422409	-29.99
AMAZON	PROGRAM SUPPLIES	422409	-16.99
JEWEL	PROGRAM SUPPLIES	422409	10.76
HALF PRICE BOOKS #119	PROGRAM SUPPLIES	422409	97.78
AMAZON	PROGRAM SUPPLIES	422409	22.79
JEWEL	PROGRAM SUPPLIES	422409	35.32
JEWEL	PROGRAM SUPPLIES	422409	44.55
WALMART	PROGRAM SUPPLIES	422409	4.46
JEWEL	PROGRAM SUPPLIES	422409	17.84
JEWEL	PROGRAM SUPPLIES	422409	16.47
AMAZON	PROGRAM SUPPLIES	422409	68.98
AQUARIUM ADVENTURE	PROGRAM SUPPLIES	422409	76.19
AMAZON	PROGRAM SUPPLIES	422409	514.63
JEWEL	PROGRAM SUPPLIES	422409	23.95
AMAZON	PROGRAM SUPPLIES	422409	101.94
JEWEL	PROGRAM SUPPLIES	422409	33.94
JEWEL	PROGRAM SUPPLIES	422409	45.76
JEWEL	PROGRAM SUPPLIES	422409	21.04
JEWEL	PROGRAM SUPPLIES	422409	19.95
JEWEL	PROGRAM SUPPLIES	422409	-1.67
JEWEL	PROGRAM SUPPLIES	422409	75.83
AMAZON	PROGRAM SUPPLIES	422409	732.75
JEWEL	PROGRAM SUPPLIES	422409	29.99
JEWEL	PROGRAM SUPPLIES	422409	5.98
DOLLAR TREE	PROGRAM SUPPLIES	422409	8.75
JEWEL	PROGRAM SUPPLIES	422409	20.64
AMAZON	PROGRAM SUPPLIES	422409	15.88
MENARDS HANOVER PAR	PROGRAM SUPPLIES	422409	93.48
AMAZON	PROGRAM SUPPLIES	422409	27.10
JEWEL	PROGRAM SUPPLIES	422409	41.94
JEWEL	PROGRAM SUPPLIES	422409	16.46
WALMART	PROGRAM SUPPLIES	422409	34.54
AMAZON	PROGRAM SUPPLIES	422409	10.99
JEWEL	PROGRAM SUPPLIES	422409	11.96
JEWEL	PROGRAM SUPPLIES	422409	14.76
WALMART	PROGRAM SUPPLIES	422409	10.24
AMAZON	PROGRAM SUPPLIES	422409	29.82
WALMART	PROGRAM SUPPLIES	422409	4.37
WALMART	PROGRAM SUPPLIES	422409	107.88
WALMART	PROGRAM SUPPLIES	422409	107.88

**Warrant
Summary
As of August 31, 2023**

WM SUPERCENTER #142C	PROGRAM SUPPLIES	422409	220.32
AMAZON	PROGRAM SUPPLIES	422411	22.99
4IMPRINT, INC	PROGRAM SUPPLIES	422412	121.77
AMAZON	PROGRAM SUPPLIES	422412	88.20
JEWEL	PROGRAM SUPPLIES	422412	7.66
GFS STORE #1913	PROGRAM SUPPLIES	422412	87.01
JEWEL	PROGRAM SUPPLIES	422412	29.96
FSP BOSTON HEALTH CPI	PROGRAM SUPPLIES	422414	350.00
JEWEL	PROGRAM SUPPLIES	422415	217.97
JEWEL	PROGRAM SUPPLIES	422415	32.54
DOLLAR TREE	PROGRAM SUPPLIES	422415	17.50
JEWEL	PROGRAM SUPPLIES	422415	35.93
STAPLES DIRECT	PROGRAM SUPPLIES	422415	108.22
SCHOOL HEALTH CORP	PROGRAM SUPPLIES	422423	95.44
SCHOOL HEALTH CORP	PROGRAM SUPPLIES	422423	-7.50
128 COACH	COMMERCIAL TRANSPORTATION	422508	299.60
128 COACH	COMMERCIAL TRANSPORTATION	422508	299.60
GIFTOGRAM	TRANSPORTATION GAS/TOLLS	422801	25.00
GIFTOGRAM	TRANSPORTATION GAS/TOLLS	422801	125.00
GIFTOGRAM	TRANSPORTATION GAS/TOLLS	422801	125.00
AMAZON	PRINTING	422904	71.34
DUNKIN	PUBLIC AWARENESS/SUBSCRIPTIONS/	423101	10.00
AMAZON	PUBLIC AWARENESS/SUBSCRIPTIONS/	423101	16.84
FLT BLOOMSTODAY	PUBLIC AWARENESS/SUBSCRIPTIONS/	423101	120.91
DOLLAR TREE	PUBLIC AWARENESS/SUBSCRIPTIONS/	423101	16.13
JEWEL	PUBLIC AWARENESS/SUBSCRIPTIONS/	423101	18.02
SP PROFLOWERS.COM	PUBLIC AWARENESS/SUBSCRIPTIONS/	423101	95.02
WALMART	PUBLIC AWARENESS/SUBSCRIPTIONS/	423101	43.20
DOLLAR TREE	PUBLIC AWARENESS/SUBSCRIPTIONS/	423101	24.46
FACEBK SM2QHSFJ52	PUBLIC AWARENESS/SUBSCRIPTIONS/	423104	19.69
FACEBK LTRF7SBJ52	PUBLIC AWARENESS/SUBSCRIPTIONS/	423104	15.00
AMAZON	PUBLIC AWARENESS/SUBSCRIPTIONS/	423107	27.67
NYTIMES NYTIMES DISC	PUBLIC AWARENESS/SUBSCRIPTIONS/	423108	6.00
DAILY HERALD/REFLEJOS	PUBLIC AWARENESS/SUBSCRIPTIONS/	423108	170.00
AMAZON	PUBLIC AWARENESS/SUBSCRIPTIONS/	423110	8.50
GIFTOGRAM	PUBLIC AWARENESS/SUBSCRIPTIONS/	423110	150.00
4IMPRINT, INC	PUBLIC AWARENESS/SUBSCRIPTIONS/	423110	814.89
JEWEL	PUBLIC AWARENESS/SUBSCRIPTIONS/	423110	32.98
INDEED JOBS	PUBLIC AWARENESS/SUBSCRIPTIONS/	423110	531.57
FSP NORTHWEST HUMAN	PUBLIC AWARENESS/SUBSCRIPTIONS/	423110	57.53
SP LOOKOURWAY.COM	PUBLIC AWARENESS/SUBSCRIPTIONS/	423110	511.65
AMAZON	PUBLIC AWARENESS/SUBSCRIPTIONS/	423110	64.31
GIFTOGRAM	PUBLIC AWARENESS/SUBSCRIPTIONS/	423110	50.00
INDEED JOBS	PUBLIC AWARENESS/SUBSCRIPTIONS/	423110	120.00
GIFTOGRAM	PUBLIC AWARENESS/SUBSCRIPTIONS/	423110	150.00
JEWEL	PUBLIC AWARENESS/SUBSCRIPTIONS/	423110	28.28
GIFTOGRAM	PUBLIC AWARENESS/SUBSCRIPTIONS/	423110	150.00
JEWEL	INCLUSION	450001	14.64
TARGET 00008805	INCLUSION	450001	31.75
TJMAXX #0313	INCLUSION	450001	2.72
AMAZON	INCLUSION	450002	4.99
UBER TRIP	INCLUSION	450002	14.99
UBER TRIP	INCLUSION	450002	15.99
UBER TRIP	INCLUSION	450002	14.90

**Warrant
Summary
As of August 31, 2023**

UBER TRIP		INCLUSION	450002	13.94
UBER TRIP		INCLUSION	450002	15.98
UBER TRIP		INCLUSION	450002	27.90
UBER TRIP		INCLUSION	450002	29.93
UBER TRIP		INCLUSION	450002	29.27
JEWEL		INCLUSION	450002	14.71
UBER TRIP		INCLUSION	450002	30.92
UBER TRIP		INCLUSION	450002	28.94
UBER TRIP		INCLUSION	450002	28.95
UBER TRIP		INCLUSION	450002	29.94
UBER TRIP		INCLUSION	450002	29.93
UBER TRIP		INCLUSION	450002	28.98
UBER TRIP		INCLUSION	450002	28.95
TARGET	00008805	INCLUSION	450002	31.75
JEWEL		INCLUSION	450002	8.15
TJMAXX #0313		INCLUSION	450002	2.73
AMAZON		INCLUSION	450003	51.54
AMAZON		INCLUSION	450003	13.59
AMAZON		INCLUSION	450003	19.98
AMAZON		INCLUSION	450003	56.02
DOLLAR TREE		INCLUSION	450003	13.75
AMAZON		INCLUSION	450003	19.98
AMAZON		INCLUSION	450003	27.99
AMAZON		INCLUSION	450003	98.92
AMAZON		INCLUSION	450003	24.99
AMAZON		INCLUSION	450003	7.79
JEWEL		INCLUSION	450003	14.71
TARGET	00008805	INCLUSION	450003	31.75
AMAZON		INCLUSION	450003	6.99
TJMAXX #0313		INCLUSION	450003	2.73
CASHSTAR STARBUCKS C		INCLUSION	450004	15.00
CASHSTAR STARBUCKS C		INCLUSION	450004	10.00
JEWEL		INCLUSION	450004	14.71
TARGET	00008805	INCLUSION	450004	31.75
TJMAXX #0313		INCLUSION	450004	2.73
JEWEL		INCLUSION	450005	14.71
TARGET	00008805	INCLUSION	450005	31.75
TJMAXX #0313		INCLUSION	450005	2.73
JEWEL		INCLUSION	450006	14.71
TARGET	00008805	INCLUSION	450006	31.75
TJMAXX #0313		INCLUSION	450006	2.73
JEWEL		INCLUSION	450007	14.71
TARGET	00008805	INCLUSION	450007	31.75
TJMAXX #0313		INCLUSION	450007	2.73
UBER TRIP		INCLUSION	450008	44.95
JEWEL		INCLUSION	450008	14.71
TARGET	00008805	INCLUSION	450008	31.75
TJMAXX #0313		INCLUSION	450008	2.73
AMAZON		INCLUSION	450009	11.39
AMAZON		INCLUSION	450009	37.20
AMAZON		INCLUSION	450009	11.99
JEWEL		INCLUSION	450009	14.71
TARGET	00008805	INCLUSION	450009	31.75
TJMAXX #0313		INCLUSION	450009	2.73

**Warrant
Summary**

		As of August 31, 2023		
JEWEL		INCLUSION	450010	14.71
TARGET 00008805		INCLUSION	450010	31.75
TJMAXX #0313		INCLUSION	450010	2.73
JEWEL		INCLUSION	450011	14.71
AMAZON		INCLUSION	450011	23.90
TARGET 00008805		INCLUSION	450011	31.75
TJMAXX #0313		INCLUSION	450011	2.73
JEWEL		INCLUSION	450012	14.71
TARGET 00008805		INCLUSION	450012	31.75
TJMAXX #0313		INCLUSION	450012	2.73
JEWEL		INCLUSION	450013	14.71
TARGET 00008805		INCLUSION	450013	31.75
TJMAXX #0313		INCLUSION	450013	2.73
AMAZON		INCLUSION	450014	68.52
AMAZON		INCLUSION	450014	65.32
AMAZON		INCLUSION	450014	105.46
AMAZON		INCLUSION	450014	25.79
AMAZON		INCLUSION	450014	15.36
AMAZON		INCLUSION	450014	11.98
JEWEL		INCLUSION	450014	14.71
TARGET 00008805		INCLUSION	450014	31.75
TJMAXX #0313		INCLUSION	450014	2.73
JEWEL		INCLUSION	450015	14.71
UBER TRIP		INCLUSION	450015	30.67
TARGET 00008805		INCLUSION	450015	31.75
TJMAXX #0313		INCLUSION	450015	2.73
JEWEL		INCLUSION	450016	14.71
TARGET 00008805		INCLUSION	450016	31.75
TJMAXX #0313		INCLUSION	450016	2.73
JEWEL		INCLUSION	450017	14.71
TARGET 00008805		INCLUSION	450017	31.75
TJMAXX #0313		INCLUSION	450017	2.73
JEWEL		INCLUSION	450022	65.23
DUNKIN		INCLUSION	450022	33.06
STARBUCKS STORE 5212		INCLUSION	450022	18.15
31ST ST BEACH		INCLUSION	450022	12.00
AMAZON		CAPITAL EXPENSES	460003	339.99
APPLE.COM/US		CAPITAL EXPENSES	460003	2303.00
APPLE.COM/US		CAPITAL EXPENSES	460003	149.00
APPLE.COM/US		CAPITAL EXPENSES	460003	483.00
AMAZON		CAPITAL EXPENSES	460003	151.00
WALMART		CAPITAL EXPENSES	460004	1355.52
WALMART		CAPITAL EXPENSES	460004	1416.54

VII. Staff Reports

[Return to Home](#)

Date: September 27, 2023
To: Tracey Crawford
From: Andrea Griffin and Rachel Hubsch, Superintendents of Recreation
Re: Program Report May – August 2023

NWSRA General Therapeutic Recreation Programs & Services

The 2023 Summer program season at NWSRA has come to an end. This season was the first time NWSRA had Saturday Programs lead solely by Part Time Staff. With having Part Time staff available to lead Saturday programs, it allowed Certified Therapeutic Recreation Specialist's to apply to APIE process to programs during the week. The APIE process includes assessing, planning, implementing, and evaluating the therapeutic recreation goals for NWSRA program.

During the 2023 Summer season, NWSRA completed a total of 38 weekly programs, offering both in-person and virtual options to cater to a diverse range of participants. These programs encompassed various therapeutic recreation activities designed to enhance the physical, social, and emotional well-being of our participants. The 2023 Summer season at NWSRA has been marked by a multitude of achievements, including the expansion of program offerings, the effective utilization of Part-Time Program Leaders, and the invaluable contributions of Full-Time certified staff. The dedication of staff, the engagement of our participants, and the continuous pursuit of excellence in therapeutic recreation have all contributed to the success of this season. As we continue to advance our mission of enhancing the quality of life for individuals with disabilities, we remain steadfast in our commitment to providing exceptional programs and services. We look forward to an exciting Fall season filled with continued growth for our General Recreation Therapy Programs.

Lightning Athletics

NWSRA Lightning Softball finished the season strong with our Black Lightning Team qualifying for State on September 9th in Springfield. The team came in fourth overall and had a great time representing NWSRA. Four athletes from the Purple Lightning Softball team played in the Bear Family McDonald's Charity Softball Game at the Boomer's stadium to support SLSF. At one point during the game, the bases were loaded with all NWSRA athletes and as they all crossed home plate teammates, family and friends cheered with excitement.

On the weekend of September 9-10th one Unified Golf Team and two Skills athletes competed at State Golf for Special Olympics in Decatur. Two of our athletes took first and one took second.

Lastly, three volleyball teams competed at the Special Olympics Qualifier on September 17th and one team qualified for State. Our Floor Hockey Team and Swim Team are also up and running and had practices on September 11th.

Day Camp

The Day Camp Team successfully ran 14 Day Camps and 1 Aftercare Camp. NWSRA had 453 registrations with 217 individual campers served. This was a 32% increase from Summer 2022. The scholarship amount awarded to families was \$56,609.72. In addition, 44 individuals used transportation services which varied between various park district pick-up locations and door-to-door service. Thank you to the Day Camp facilities, including Bartlett Community Center (Bartlett Park District), Burning Bush Community Center (River Trails Park District), NSSEO (Sunrise Lake Outdoor Education Center, Kirk School), St. Theresa School, St. Colette School, School District 15 (Pleasant Hill School, Marion Jordan School), and School District 54 (Armstrong School, Stevenson School), and NWSRA Voagelei House (Hoffman Estates Park District).

NWSRA's Certified Therapeutic Recreation Specialists had over 475 direct contact hours at camp sites, ensuring that each camp experienced a wide range of interventions including: enhanced leisure awareness, fine and gross motor skills, social emotional skills, community integration, sensory experiences, and healthy lifestyle choices.

Additionally, the Day Camp Team trained, supported and offered daily guidance to over 160 part-time staff. This summer, the Day Camp Team was excited to partner with District 214 and provide internships to 4 students pursuing an interest in a related field. NWSRA families had an overwhelming response to our offerings this summer. Below are some of the quotes received:

- I just want to say thank you so much for all you and the staff did to help Ben have a wonderful summer at camp! We're so grateful for the care that he's gotten and that he had such a great time.
- Ellie absolutely LOVED camp! Thank you to everyone that made that happen for her!
- Liana had the best summer. Camp brought her so much joy and happiness.
- Since we only have one income during the summer it makes it difficult to do much so the help we were provided allowed us to send Stephen to this camp when otherwise he may not have attended and are truly grateful.
- We loved working with Amanda and Caroline for Landon. Not only did they adapt to help Landon, but truly made his experience unforgettable.
- Staff is amazing!!!! My daughter has some behavior issues and they were not only patient but phenomenal about coming up with ideas to help her. Can not say enough positive feedback.

Inclusion

Summer has come to an end and the School Year is up and running. The Inclusion Department has received a huge increase in inclusion requests this year, so far including: 26 before care requests, 63 after care requests, 16 preschool/kindergarten requests, and 51 small program requests (such as athletics, swimming, ice skating, karate, cultural arts, etc.). With that said, the team is working diligently to get out to

observe each site, provide support and offer training to the park district staff. In regard to staffing, a tiered system approach for all inclusion placements to assist in deciding the level of support each request requires has been implemented. The Inclusion Coordinators have taken the requests from each member district using the tiered system looking at everyone as tier 1, 2, or 3. The placement of each participant is based on the previous year's exhibited behaviors (if participated) and the gathered information from the family and/or school districts. This allows for the team to look at each participant individually. Recognizing that individual needs and development can change from year to year (i.e. med changes, language development, gained coping mechanisms, etc.):

Tier 3: Behavioral: Such as biting, hitting, elopement – First priority

Tier 2: Behavioral but can be redirected, is not violent, supports can be implemented – Second priority

Tier 1: Self-regulated, can be independent at times, regular check-ins from the inclusion team (both park district staff and inclusion coordinators), sensory supports and visuals provided as needed – Last priority

Additionally, full-time staff have been plugged in to work with participants that otherwise could not participate without the assistance of an aide.

The team is now working on their annual Fall Training for the inclusion aides that will be held in October.

Collaboratives

The collaborative department has had a fantastic summer. All six PURSUIT sites have been able to sustain full capacity and provide services to 211 individuals. The PURSUIT department has welcomed a new Manager of Collaborative Services, Danielle Olson CTRS and a new Collaborative Coordinator coordinating the Buffalo Grove PURSUIT Program, Cassie Lexa CTRS.

The sites all pitched in to take good care of the Sensory Garden at Hanover Park. The clients love watching the plants grow.

The following were all-day trips over the past few months that the clients got to enjoy. They had a swimming day, outdoor concert at Wheeling with special guest Beck, adventured the Chicago Botanic Gardens and got to attend the very popular Food Truck Day. For a new relation, the sites also got to take a tour of IKEA in Schaumburg. The tour included great information of the store and their sustainability mission. Everyone got free food samples as well! PURSUIT will attend puppet shows at Opera in Focus this September. Clients will get to interact with the puppeteers afterwards and see how things are behind the scenes. The sites combined have put just about a couple hundred hours of volunteering. This includes free little library donating, litter clean up, and sorting crayons for SCARCE.

MARKETING & PR REPORT JULY/AUGUST 2023

As a leader in the field of Therapeutic Recreation, NWSRA maximizes public outreach through a variety of endeavors. The following report highlights some of the recent marketing and public relations activities:

GENERAL MARKETING

- Attended District 214's August Board Meeting where NWSRA was recognized for hosting a number of workplace experiences or interns over the course of the summer across a number of different areas.
- Met with District 211 about partnering to develop a DSP career pathway program with the district.
- Published the August addition of the NWSRA Now Newsletter - this newsletter featured Logan, a day camp participant who broke out of his shell and thrived at camp this summer while working with our staff on a number of goals.
- Created and sent NWSRA's facility survey, gathering feedback in number of areas across all of our spaces.
- Created and sent our invite promoting NWSRA's Town Hall Meeting on Sept. 18th.
- Attended the Hoffman Estates Chamber's Legislative Luncheon.
- Hired a part-time digital media specialist to help grow NWSRA's digital footprint.

TECHNOLOGY

- Transitioned our phone system from an on-premise Mitel system to a cloud-hosted RingCentral system. This system gives staff much more flexibility with taking calls while away from their desks and allows IT staff to manage the system without the need for reaching out to a third party.
- Prepared for our cabling project and network upgrades at our Rolling Meadows Programming Space. This project is set to be completed by Sept. 22nd.

SLSF MARKETING

- Published the July Edition of the SLSF Impact Newsletter.
- Designed and set invites for our 2023 Celebrate Ability Gala.
- Kept marketing materials updated with all the new sponsorship our golf outings saw this summer.
- Promoted the Bear Family McDonalds vs. Elgin Police Department slow-pitch softball game where 100% of funds were donated to NWSRA

IN PROGRESS

- Staff are currently conducting interviews and collecting footage highlighting the musical talents of our participants for our 2023 Gala Video.



WEBSITE STATISTICS

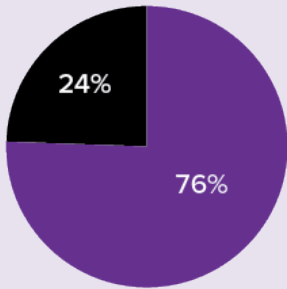
www.nwsra.org

7,863

TOTAL PAGE VIEWS

4,383

TOTAL SESSIONS



New Visitor
Returning Visitor

2,547 NEW VISITORS

MOST VISITED PAGES

1. NWSRA | Homepage
2. NWSRA | NWSRA Brochure
3. NWSRA | Staff
4. NWSRA | Employment
5. NWSRA | PURSUIT
6. NWSRA | Jobs
7. NWSRA | About
8. NWSRA | Day Camps
9. NWSRA | Portal
10. NWSRA | Contact

PAGE VIEWS

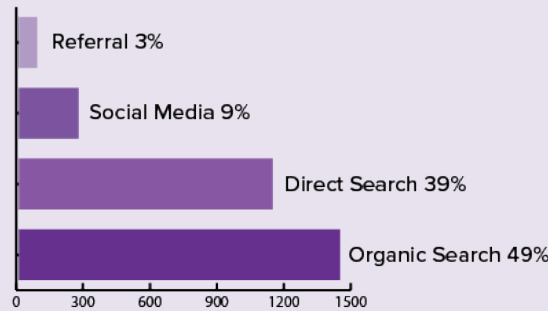
- 2,280
- 2,304
- 509
- 454
- 198
- 185
- 183
- 182
- 162
- 152

AVG. TIME SPENT

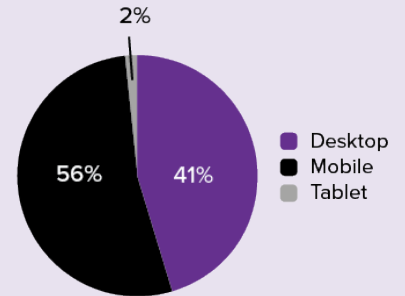
- 51 sec
- 5:41
- 4:09
- 3:53
- 3:06
- 27 sec
- 1:09
- 2:24
- 51 sec
- 1:40

TOP CHANNELS

How people visit the website



DEVICES BEING USED



SOCIAL MEDIA STATISTICS



People Reached: 10,517
Total Page Likes: 9,239
Post Engagements: 865



Post Impressions: 3,004
Post Reach: 1,100
Total Followers: 1,026



Total Followers: 411
Tweet Impressions: 126
Profile Visits: 83



Post Impressions: 349
Total Followers: 1,265
Page Views: 59

TRENDING POSTS

- Fun Pasta Fundraiser
- Car Wash Cancellation
- Schaumburg Job Fair day of post
- Elk Grove Rotary Club Thank You
- Schaumburg Job Fair Promo post



WEBSITE STATISTICS

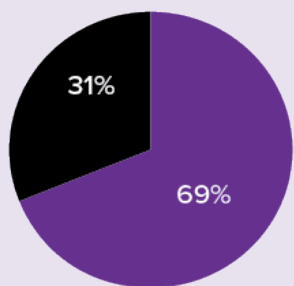
www.nwsra.org

6,035

TOTAL PAGE VIEWS

3,403

TOTAL SESSIONS



■ New Visitor
■ Returning Visitor

2,015 NEW VISITORS

MOST VISITED PAGES

1. NWSRA | Homepage
2. NWSRA | NWSRA Brochure
3. NWSRA | Staff
4. NWSRA | Employment
5. NWSRA | PURSUIT
6. NWSRA | Job Portal
7. NWSRA | About
8. NWSRA | Contact
9. NWSRA | Jobs
10. NWSRA | Medlaunch

PAGE VIEWS

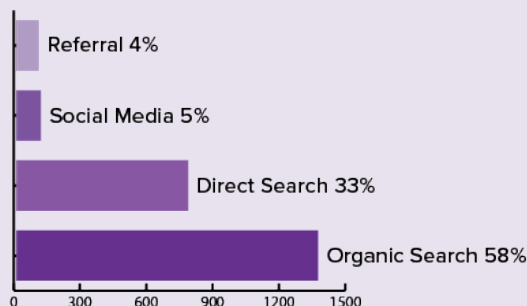
- 2,051
- 1,070
- 475
- 458
- 204
- 147
- 144
- 128
- 116
- 101

AVG. TIME SPENT

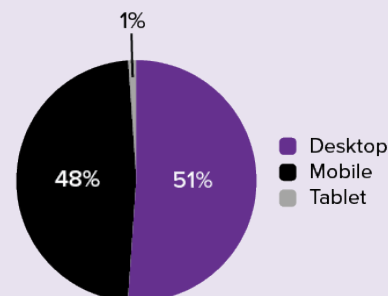
- 55 sec
- 4:16
- 2:56
- 4:03
- 3:14
- 38 sec
- 58 sec
- 2:22
- 30 sec
- 1:13

TOP CHANNELS

How people visit the website



DEVICES BEING USED



SOCIAL MEDIA STATISTICS



People Reached: 6,124
 Total Page Likes: 9,239
 Post Engagements: 107



Post Impressions: 2,130
 Post Reach: 577
 Total Followers: 1,024



Total Followers: 411
 Tweet Impressions: 165
 Profile Visits: N/A



Post Impressions: 111
 Total Followers: 1,299
 Page Views: 50

TRENDING POSTS

- Throwback to Moretti's Golf Outing
- Winner of August Employee Referral
- Hiring Post nclusion Aides
- Bear family McDonalds Charity Game
- Repost of Charity Softball Game



Date: September 2023
To: Tracey Crawford, Executive Director
From: Anne Kiwala, Superintendent of Development
RE: SLSF Update for the September NWSRA Board Meeting

Sponsorships: Sponsorship dollars are part of the SLSF event budgets. In FY 2022, SLSF received \$88,580 in sponsorship revenue. For FY 2023, SLSF budgeted \$97,500 for sponsorships. To date \$120,275 has been received or pledged.

Both the Moretti's/NWSRA and the Women's Golf outings had new presenting sponsors this year, which contributed to those two outings alone bringing in \$15,875 more in sponsorship than in 2022.

Grants: The FY 2023 SLSF budgeted \$127,500 in grant revenue. To date, SLSF has applied for \$255,000 in grants with \$60,500 approved and an additional \$50,000 expected to be approved in October. 4 new grantors have been secured this year, for a total of \$14,500, of which \$8,000 will likely be recurring annually. In addition, letters of inquiry have been submitted to 6 new organizations for a total of \$90,000 pending. Current grant submissions are focused on General Programming and the Accessible Greenhouse project.

Events: The FY 2023 Fundraising Events budgeted amount is \$270,740. Some sponsorship dollars are included in the fundraising events revenue. To date, fundraising event revenue is \$270,967.

One of SLSF's strategic goals for the year was to maximize event attendance. At the time of this report, event attendance is up 53% over 2022. The most dramatic increase in attendance was at the Moretti's/NWSRA golf outing, which nearly doubled attendance this year.

The current focus is maximizing attendance for the Celebrate Ability Gala, which is celebrating its 30th anniversary. Invitations are being sent to attendees from the past 10 years, as well as all past honorary chairs. Last year's gala attendance was 182, this year's goal is to bring in at least 250 attendees. The impact auction at this year's gala will fundraise to renovate the NWSRA music room at the Rolling Meadows Community Center.

Grants to NWSRA: SLSF is budgeted to provide \$297,303.33 in grants to NWSRA for 2023. The budgeted amount was raised to include funds not granted to NWSRA in 2022. The first of three installments was in May: \$100,354.60 to the five funding pillars. The second installment will be paid in October, and the final installment in December. In addition to the pillar grants, SLSF also funded \$50,000 toward the Accessible Greenhouse project.

Collaboration & Outreach:

- The charity softball game held by Bear Family Restaurants in September to benefit SLSF brought in over \$5,000 for the foundation.
- SLSF and PURSUIT collaborated with three Knights of Columbus Councils to volunteer for the annual Tootsie Roll drive to benefit those with intellectual disabilities.

VIII. Old Business

[Return to Home](#)

Date: September 27, 2023
To: NWSRA Board of Directors
From: Tracey Crawford, Executive Director
Re: Member District Annual Assessment

The calculation to create the Member District Annual Assessment (MDAA) formula was changed in March 2023 by the Finance Committee and approved at the March 2023 Board meeting. The changes in the calculation now include Inclusion Services used in the previous year for each member district. The calculation is as follows:

- 70% of each Member District EAV, 20% of each Member Districts audited Gross Population numbers and 10% of Actual Inclusion Services from the previous year.
- With a 2% ceiling and a 2% floor to stabilize the contribution rates for each Member District.

The MDAA was calculated using the 2021 Tax Agency Report EAV numbers, 2023 Member District Annual Audit Gross Population numbers and the actual Inclusion Services expenditure from FY2022. NWSRA presented a 2% MDAA increase for FY2024, which was approved by the NWSRA Board of Directors to be presented to perspective member district Board for ratification.

Currently, 16 Member District Resolutions have been ratified for the 2024 NWSRA Member District Annual Assessment.

Motion:

A motion to approve the 2024 MDAA as presented.

NORTHWEST SPECIAL RECREATION ASSOCIATION
PROPOSED (OPTION A) MDAA 2024 AT 2%

Member Park District	2021 E.A.V. used for 2024 MDAA	% of Total EAV	70% of total MDAAA	Gross Population	% of Total Population	20% of total MDAAA	Services Provided	% of Total Services	10% of total MDAAA	2024 Proposed MDAA	% of Total MDAA
Arlington Heights	3,003,056,996	13.43%	414,218.51	74,409	11.38%	100,316.54	36,258.53	7.86%	34,617.90	549,152.94	12.5%
Bartlett	1,234,948,947	5.52%	170,339.33	41,105	6.29%	55,416.83	12,802.57	2.77%	12,223.28	237,979.44	5.4%
Buffalo Grove	1,734,125,860	7.75%	239,191.94	43,212	6.61%	58,257.44	50,597.75	10.96%	48,308.28	345,757.67	7.8%
Elk Grove	1,898,154,520	8.49%	261,816.79	32,066	4.91%	43,230.66	16,556.52	3.59%	15,807.36	320,854.81	7.3%
Hanover Park	639,234,734	2.86%	88,171.11	36,774	5.63%	49,577.88	12,536.71	2.72%	11,969.45	149,718.43	3.4%
Hoffman Estates	1,671,290,462	7.47%	230,524.91	52,530	8.04%	70,819.76	28,542.83	6.18%	27,251.32	328,595.99	7.5%
Inverness	210,141,254	0.94%	28,985.26	4,060	0.62%	5,473.60	2,965.04	0.64%	2,830.88	37,289.74	0.8%
Mt. Prospect	1,833,646,800	8.20%	252,919.09	56,852	8.70%	76,646.58	23,857.58	5.17%	22,778.07	352,343.74	8.0%
Palatine	2,300,586,536	10.29%	317,325.15	83,000	12.70%	111,898.73	47,557.88	10.30%	45,405.97	474,629.85	10.8%
Prospect Heights	353,144,088	1.58%	48,709.97	15,000	2.29%	20,222.66	19,822.24	4.29%	18,925.32	87,857.95	2.0%
River Trails	536,675,256	2.40%	74,024.84	17,500	2.68%	23,593.11	9,416.14	2.04%	8,990.07	106,608.02	2.4%
Rolling Meadows	707,242,866	3.16%	97,551.62	23,004	3.52%	31,013.47	48,172.61	10.44%	45,992.88	174,557.98	4.0%
Salt Creek	189,113,722	0.85%	26,084.89	6,300	0.96%	8,493.52	5,899.66	1.28%	5,632.71	40,211.12	0.9%
Schaumburg	3,746,864,525	16.75%	516,813.58	78,723	12.04%	106,132.57	64,557.18	13.99%	61,636.08	684,582.23	15.5%
South Barrington	436,637,673	1.95%	60,226.43	4,931	0.75%	6,647.86	6,415.84	1.39%	6,125.54	72,999.83	1.7%
Streamwood	739,778,527	3.31%	102,039.34	41,463	6.34%	55,899.48	5,592.80	1.21%	5,339.74	163,278.56	3.7%
Wheeling	1,129,225,732	5.05%	155,756.68	42,800	6.55%	57,702.00	70,004.07	15.17%	66,836.51	280,295.19	6.4%
Total	22,363,868,498	100%	3,084,699.45	653,729	100%	881,342.70	461,555.98	100.00%	440,671.35	4,406,713.50	100.0%

*The 2021 EAV is the most current available.

4,320,307.35	2.00%	86,406.15			4,406,713.50
2,024.00		Change in value	TOTAL		4,406,713.50

The computations are completed using the 70% EAV, 20% Population and 10% Services for each Park District's individual contribution, with a 2% floor/ceiling for the total MDAA contribution.

2024
2023
Increase

4,406,713.50
(4,320,307.35)
86,406.15

IX. New Business

[Return to home](#)

Date: September 19, 2023
To: Tracey Crawford, Executive Director
From: Tom Draper, Superintendent of Marketing and Communications
Re: John Dufford, Information Technology Manager
Surplus Ordinance O2023-1 – Office Phones

Attached for your review is a Surplus Ordinance for the disposal through either the sale of, or electronic recycling of, NWSRA's old office phones.

These Mitel phones referenced in this ordinance served NWSRA well for a number of years when the agency utilized an on-premises Mitel phone system. Due to the Mitel Phone System being end of life and no longer meeting the needs of the agency, NWSRA migrated to RingCentral. With this migration the purchase of new phones where necessary due to the age of these Mitel phones and the incompatibility of them with NWSRA's upgraded phone system. For these reasons the phones are no longer useful or serve a purpose for the agency.

Motion:

Motion to approve the Surplus Ordinance for disposal of old office phones.

**NORTHWEST SPECIAL RECREATION ASSOCIATION
ORDINANCE #O2023-01**

**AN ORDINANCE AUTHORIZING AND PROVIDING FOR THE CONVEYANCE OR
SALE OF SURPLUS PERSONAL PROPERTY OF THE NORTHWEST SPECIAL
RECREATION ASSOCIATION COOK COUNTY, ILLINOIS**

WHEREAS, the Northwest Special Recreation Association, Cook County, Illinois (“SRA”) owns personal property as described in Addendum A. hereinafter known as the “Property,” and

WHEREAS, pursuant to Section 8-22 of the Park District Code (70 ILCS 1205/8-22)(“Code”), the SRA is authorized to sell, convey or donate any personal property that in the opinion of three-fifths of the members of the Board of Directors then holding office is no longer necessary, useful to, or for the best interests of the SRA; and

WHEREAS, the Board of Directors (“Board”) has reviewed a staff report finding that the Property is no longer useful to the SRA and recommending its sale, donation or disposal and the Board concurs with that recommendation.

NOW, THEREFORE, BE IT ORDAINED by the Board of Directors of the Northwest Special Recreation Association, Cook County, Illinois, as follows:

Section 1. The Board finds that all of the recitals contained in the preamble to this Ordinance are true and correct and does hereby incorporate them into this Ordinance by this reference.

Section 2. The Board finds that the Property is no longer necessary and useful to the SRA and declares it to be for the best interests of the SRA and its residents to dispose of the Property in the following manner:

Sell the Property to the highest bidder.

or

Trade-In the Property

or

Donate the Property to such person or entity that will make use of the equipment.

or

Dispose of the Property if the SRA is unable to sell or donate identified equipment.

Section 3. The seller, Northwest Special Recreation Association, hereby expressly disclaims all warranties, either expressed or implied, including any implied warranty of merchantability or fitness for a particular purpose. The Northwest Special Recreation Association neither assumes nor authorizes any other person to assume for it any liability in connection with the sale of said items.

The buyer agrees to purchase said items in an “**as is**” condition with all faults. The buyer understands that the seller does not expressly or implicitly warrant that the said items meet or comply with any applicable safety standards (examples: ASTM, OSHA, CPSC). The buyer is solely responsible for determining that the said items are appropriate for any and all particular uses.

The buyer further agrees to indemnify, hold harmless and defend the Northwest Special Recreation Association and its officers, agents and employees from any and all claims resulting from injuries, damages and losses arising out of, connected with, or in any other way associated with the use of said items.

Section 4. The Board authorizes and directs the Executive Director take such action necessary to sell, donate or dispose of the Property as herein authorized.

Section 5. This ordinance shall be in full force and effect from and after its adoption as provided by law.

Adopted this 27th day of September, 2023.

Ayes:

Nays:

Absent:

Chairman, Christina Ferraro
Board of Directors
Northwest Special Recreation Association

ATTEST:

Secretary Tracey Crawford
Board of Directors
Northwest Special Recreation Association

STATE OF ILLINOIS)

COUNTY OF COOK) SS.
)

SECRETARY'S CERTIFICATE

I, Tracey Crawford, do hereby certify that I am Secretary of the Board of Directors of the Northwest Special Recreation Association, Cook County, Illinois, and as such official I am keeper of the records, ordinances, files and seal of said Agency; and,

I HEREBY CERTIFY that the foregoing instrument is a true and correct copy of:

AN ORDINANCE authorizing and providing for the conveyance or sale of surplus personal property of the Northwest Special Recreation Association, Cook County, Illinois

adopted at a duly called Regular Meeting of the Board of Directors of the Agency, held at the Park Central, in said Agency at 10:30 a.m. on the 27 day of September, 2023.

I FURTHER CERTIFY , that the deliberations of the Board on the adoption of said Ordinance were conducted openly, that the vote on the adoption of said Ordinance was taken openly, that said meeting was called and held at a specified time and place convenient to the public, that notice of said meeting was duly given to all of the news media requesting such notice, that said meeting was called and held in strict compliance with the provisions of the Open Meetings Act of the State of Illinois, as amended, and with the provisions of the Park District Code of the State of Illinois, as amended, and that the Board has complied with all of the provisions of said Act and said Code and with all of the procedural rules of the Board.

IN WITNESS WHEREOF, I hereunto affix my official signature and the seal of the Northwest Special Recreation Association, Rolling Meadows, Illinois this 27 day of September, 2023.

Tracey Crawford, Secretary
Board of Directors
Northwest Special Recreation Association

(SEAL)

Equipment or Item Name	Description of Asset	Method of Disposal (if known)	Fair Value	staff initials	
Mitel 5320e (Qty 54)	Office Phones	Sale/Recycling	\$1,620.00	TD	
Mitel 5340e (Qty 3)	Office Phones	Sale/Recycling	\$90.00	TD	
Mitel 5330e (Qty 1)	Office Phones	Sale/Recycling	\$30.00	TD	
Mitel 5330 (Qty 1)	Office Phones	Sale/Recycling	\$30.00	TD	
Mitel Sidecar 5448 (Qty 3)	Office Phones	Sale/Recycling	\$120.00	TD	

X. Information /Action Items

[Return to home](#)

Date: September 18, 2023
To: NWSRA Board of Directors
From: Tracey Crawford, Executive Director, and Andrea Griffin Superintendent of Recreation
RE: NWSRA Inclusion Budget

Fall inclusion requests are still coming in, and just like summer, NWSRA staff is grateful that Member Park District staff have helped to create a team approach to the inclusion process. The NWSRA Inclusion Team is doing everything they can to ensure Inclusion Aides are in place. Unfortunately, employers are not seeing the staff returning in the numbers required to fill all human service agency needs as well as classrooms settings that require a high number of staff to support the needs of the participants, clients and students they are serving.

The Inclusion Team has been doing everything in their means to secure Inclusion Aides such as placing our full-time CTRS's, using outside agencies, working closely with each member agency, and continuing to focus advertising/marketing on hiring inclusion staff.

In order to best utilize the Inclusion Aides that are being hired, this fall, the Inclusion Coordinators have taken the requests from each member district using an Inclusion Priority Tiered System. This system evaluates and assesses each participant individual needs categorizing them into the Inclusion Priority Tiered System. The scoring of each participant is based on the previous year's skills, abilities, and behaviors (if they participated) in addition to the gathered information from the family and/or school districts. This allows for the Inclusion Coordinator with their Park District contact to determine the level of supports that each included participant would require remembering that individual's needs and development will change from year to year (i.e., medication changes, language development, gained coping mechanisms, behaviors etc.)

The Inclusion Priority Tiered System

First Priority

Tier 3: Behavioral: biting, hitting, elopement.

Second Priority

Tier 2: Behavioral: can be redirected, is not violent, supports can be implemented.

Last Priority

Tier 1: Self-regulated, can be independent at times, regular check-ins (both park district staff and Inclusion Coordinators), sensory supports and visuals provided as needed.

Below, you will see a grid that is divided up by each Member Park District displaying the estimated FY2023 Projected Year End (PYE) cost for Inclusion Aides. Staff projects the Inclusion line item to be over budget by fiscal year end.

	FY 2023 Budget	2023 Actual as of 9/18	Anticipated Expenses between 9/18/23 and end of December	PYE
Arlington Heights	\$31,034.72	\$43,160.18	\$34,533.92	\$77,694.10
Bartlett	\$9,240.56	\$13,378.16	\$4,293.44	\$17,671.60
Buffalo Grove	\$44,358.03	\$68,112.54	\$25,778.88	\$93,891.42
Elk Grove	\$12,728.55	\$20,693.33	\$13,896.32	\$34,589.65
Hanover Park	\$8,993.54	\$9,232.36	\$0.00	\$9,232.36
Hoffman Estates	\$23,865.66	\$36,556.53	\$6,235.68	\$42,792.21
Inverness	\$100.00	\$78.91	\$0.00	\$78.91
Mount Prospect	\$19,512.35	\$14,961.22	\$23,851.68	\$38,812.90
Palatine	\$41,533.53	\$48,291.81	\$7,978.24	\$56,270.05
Prospect Heights	\$15,762.90	\$7,375.79	\$1,246.72	\$8,622.51
River Trails	\$6,094.05	\$15,284.13	\$800.00	\$16,084.13
Rolling Meadows	\$42,104.71	\$49,508.96	\$40,049.60	\$89,558.56
Salt Creek	\$2,826.71	\$1,262.25	\$0.00	\$1,262.25
Schaumburg	\$57,328.47	\$122,738.46	\$45,069.44	\$167,807.90
South Barrington	\$3,306.32	\$14,721.15	\$2,560.00	\$17,281.15
Streamwood	\$2,541.59	\$3,917.84	\$0.00	\$3,917.84
Wheeling	\$62,389.46	\$67,007.73	\$15,104.00	\$82,111.73
Total	\$383,721.15	\$536,281.35	\$221,397.92	\$757,679.27

2023 Inclusion Budget Board Report

