



We exist to provide outstanding opportunities through recreation for children and adults with disabilities.

March 20, 2019
10:30 a.m. Regular Meeting
Park Central Conference Room
3000 W. Central Road
Rolling Meadows, IL

AGENDA

- I. Call to Order
 - A. Roll Call

- II. Introduction of Guests:
 - A. Maria Sposito – Graphic Communications Coordinator
 - B. Thrown Elements Pottery – Ed Hirsch

- III. Public Comment

- IV. Approval of Agenda

- V. Approval of Consent Agenda – Pages 3-52
 - A. Approval of Minutes, January 16, 2019
 - B. NWSRA Financial Reports, February 28, 2019
 - 1. PFM Account Statement
 - 2. NWSRA & SLSF Organizational Cash Overview
 - 3. NWSRA Budget vs. Actual
 - 4. SLSF Budget vs. Actual
 - 5. NWSRA Balance Sheets
 - 6. SLSF Balance Sheets
 - 7. Benjamin F Edwards Account Statement
 - C. Warrants:
 - 1. Warrant #2 A/P February 28, 2019 – \$266,982.08
 - 2. Warrant #3 A/P March 20, 2019 - \$4,926.70
 - D. Bi-Weekly Payroll Warrant Pay Periods Ending:
 - 1. 01/06/19 - \$96,316.41
 - 2. 01/20/19 - \$107,713.75
 - 3. 02/03/19 - \$89,764.08
 - 4. 02/17/19 - \$103,958.19
 - E. ADA Compliance Projects:
 - 1. Buffalo Grove Park District * \$241,546.04
 - a. Community Arts Center - \$1315.53
 - b. Green Lake - \$33,527.88
 - c. Mill Creek - \$61,495.85
 - d. Rolling Hills - \$40,205.00
 - e. Rylko & Mirielle Parks - \$57,645
 - f. ADA Transition Plan - \$37,830

An extension of the local park districts serving

Arlington Heights • Bartlett • Buffalo Grove • Elk Grove • Hanover Park • Hoffman Estates • Inverness • Mount Prospect
Palatine • Prospect Heights • River Trails • Rolling Meadows • Salt Creek • Schaumburg • South Barrington • Streamwood • Wheeling

- g. Willow Stream and Longfellow \$ 6,318
- h. Willow Stream - \$3,208.78
- 2. Schaumburg Park District* - \$491,091.14
 - a. Olympic Park
 - i. Routes and Surfaces - \$119,475.50
 - ii. Athletic Surfaces - \$371,615.64
- 3. Mt. Prospect Park District
 - a. Mount Prospect Golf Club - \$9,725.00
 - b. Highlines West Pathway - \$192,290

*** Details can be found on Directors Site**

- VI. Correspondence
 - A. Written
 - B. Oral
- VII. Staff Reports – Pages 53-60
 - A. Program Report
 - 1. Park District Visitation Day for Interns
 - B. Marketing and P/R Report
 - C. SLSF
 - D. Directors Update
- VIII. Old Business – Pages 61-78
 - A. NWSRA Project Updates
 - 1. Snoezelen Sensory Room at Mount Prospect
 - 2. Dream Lab Accessible Technology Center at Rolling Meadows
 - 3. Community Sensory Garden at Hanover Park
- IX. New Business – Pages 79-100
 - A. Surplus Ordinance O2019-1 – Various Items
 - B. Wheeling Park District Lease Agreement
 - C. Other
- X. Information/Action Items – Pages 101-132
 - A. Board and Staff Policy Updates
 - 1. NWSRA Reimbursement Policy
 - B. Legislation Updates
 - 1. Minimum Wage Concerns for SRA's
 - C. Tri-Annual Member District Assessment Review
 - D. Other
- XI. Closed Session

Closed Session in accordance with Open Meetings Act to consider information regarding:

 - A. Personnel – 5ILCS 120/2 (C)(1)
 - B. Pending or Imminent Litigation – 5ILCS 120/2(c)(11)
- XII. Action as a result of Closed Session
- XIII. Adjournment



- Teamwork:** Support each other and work together
- Respect:** Be open, honest and kind
- Enthusiasm:** Exceed expectations
- Collaboration:** Combine resources to achieve common goals
- Communication:** Listen, share and adapt



To be a leading force, creating greater options that enrich the life experience of the participants, families and communities we serve

V. Consent Agenda

[Return to Home](#)

**MINUTES OF THE REGULAR MEETING OF THE BOARD OF TRUSTEES OF
THE NORTHWEST SPECIAL RECREATION ASSOCIATION
HELD AT THE NWSRA ADMINISTRATIVE OFFICES
3000 W. CENTRAL ROAD, ROLLING MEADOWS, IL
ON THE 16th DAY OF JANUARY, 2019 AT 10:30 A.M.**

Chairman Morgan called the meeting to order at 10:30 a.m. Executive Director Crawford took roll call. The following members of the Board were present: Brian Meyer, Arlington Heights Park District; Rita Fletcher, Bartlett Park District; Ryan Risinger, Buffalo Grove Park District; Bob O'Brien, Hanover Park Park District; Craig Talsma, Hoffman Estates Park District; Jim Jarog, Mount Prospect Park District; Mike Clark, Palatine Park District; Bret Fahnstrom, River Trails Park District; Amy Charlesworth, Rolling Meadows Park District; Diane Hilgers, Salt Creek Park District; Tony LaFrenere, Schaumburg Park District; Jay Morgan, South Barrington Park District.

Absent: Tom Busby, Robert Dowling, Christina Ferraro, Dennis Stein, Jan Buchs

Also present: Tracey Crawford, Executive Director; Darleen Negrillo, Superintendent of Administrative Services; Brian Selders, Superintendent of Communications and IT; Nanette Sowa, Superintendent of Development; Andrea Griffin, Superintendent of Recreation; Rachel Hubsch, Superintendent of Recreation; Manny Aguilar, Manager of Special Recreation, Athletics; Miranda Woodard, Accounting Manager; and Jessica Vasalos, Administrative Manager as recording secretary.

Introduction of Guests

Superintendent Hubsch introduced two new interns: Cay Collier and Aubrie Rivera. Chairman Morgan, on behalf of the NWSRA Board of Trustees, recognized Manny Aguilar for 5 years of service and dedication to NWSRA.

Public Comment

None

Agenda

Chairman Morgan asked for a motion to approve the agenda dated January 16, 2019. Trustee O'Brien made the motion and Trustee Risinger seconded the motion to approve the agenda dated January 16, 2019. Upon voice vote the agenda was approved.

Approval of Consent Agenda

Chairman Morgan called for a motion to approve the Consent Agenda of January 16, 2019. Trustee Clark made the motion and Trustee Talsma seconded the motion to approve the Consent Agenda dated January 16, 2019. Trustee Fletcher asked for clarification on a budget item. Upon roll being called the vote was as follows:

AYA: Brian Meyer, Rita Fletcher, Ryan Risinger, Bob O'Brien, Craig Talsma, Jim Jarog, Mike Clark, Bret Fahnstrom, Amy Charlesworth, Diane Hilgers, Tony LaFreneere, Jay Morgan

NAY: None

The motion carried.

Correspondence

Executive Director Crawford received a thank you note from a staff member for the fruit basket sent by the Board and NWSRA staff in memory of her father.

Staff Reports

Program Report

Superintendent Hubsch relayed a story about a successful experience of a participant in the sled hockey activity at the Triphahn Center through the Leisure Education program.

2018 Year End Statistics

Superintendent Griffin reported that NWSRA participation has increased by 2%. Inclusion Services is now tracking service hours. In 2018, 530 service hours were recorded.

4th Quarter Goals and Updates

Superintendent Hubsch stated that the goals packet has been revamped and condensed. In 2018, NWSRA attended more than 50 expos for public awareness. Program budgets have been revised for easier use and understanding. A fee policy was created, which reflects the levels of program revenue generation. Collaborative programs have increased, including the expansion of STAR to three locations, the opening of a second Snoezelen Room, and the opening of program space in Mount Prospect.

Marketing and PR Report/Outreach Report

Superintendent Selders reported that the website has been updated for 2019. New designs and materials are being developed for foundation events and Day Camps, and new elevator wraps are in place. NWSRA and SLFS new designs are being submitted for Agency Showcase. Two-hundred twenty-seven new families joined NWSRA in 2018. Superintendent Selders praised the outreach committee for an outstanding job. Trustee O'Brien asked about NWSRA advertising on a billboard again this year and whether feedback was received. Superintendent Selders replied that feedback was positive and consideration is being given for another billboard.

Trustee Talsma inquired about using Dropbox for Board Packet information. Superintendent Selders informed the Board that all information is on the Directors Site for direct download.

SLSF

Superintendent Sowa stated that the grant received from the Wheaton Franciscan Sisters helped to create the NWSRA programming space in Mount Prospect. Superintendent Sowa posted the Schaumburg Turkey Trot race on social media, and received \$5000 in donations for SLSF. SLSF raised more than the budgeted amount for 2018 by following the development plan.

Old Business

Full-Time Staff Member Benefits Usage Selection

Superintendent Griffin reported that staff have selected their park districts for 2019 for Member District Use. The staff is extremely grateful for this benefit.

New Business

Appointment of Legal Counsel

Chairman Morgan called for a motion to approve Robbins, Schwartz, Nicholas, Lifton & Taylor, Ltd. as legal counsel for NWSRA and SLSF. Trustee Charlesworth made the motion and Trustee Fahnstrom seconded the motion. Upon roll being called, the vote was as follows:

AYA: Brian Meyer, Rita Fletcher, Ryan Risinger, Bob O'Brien, Craig Talsma, Jim Jarog, Mike Clark, Bret Fahnstrom, Amy Charlesworth, Diane Hilgers, Tony LaFrener, Jay Morgan

NAY: None

The motion carried.

Appointment of Director/Secretary

Chairman Morgan called for a motion to approve the appointment of Tracey Crawford as Director and Secretary of NWSRA. Trustee Clark made the motion and Trustee O'Brien seconded the motion. Upon roll being called the vote was as follows:

AYA: Brian Meyer, Rita Fletcher, Ryan Risinger, Bob O'Brien, Craig Talsma, Jim Jarog, Mike Clark, Bret Fahnstrom, Amy Charlesworth, Diane Hilgers, Tony LaFrener, Jay Morgan

NAY: None

The motion carried.

Resolution R2019-5 – Appointment of SLSF President

Chairman Morgan called for a motion to approve Resolution R2019 -5 – the appointment of Tracey Crawford as SLSF President. Trustee Fahnstrom made the

motion and Trustee Charlesworth seconded the motion. Upon roll being called the vote was as follows:

AYA: Brian Meyer, Rita Fletcher, Ryan Risinger, Bob O'Brien, Craig Talsma, Jim Jarog, Mike Clark, Bret Fahnstrom, Amy Charlesworth, Diane Hilgers, Tony LaFrener, Jay Morgan

NAY: None

The motion carried.

Extended School Year Day Camp Program

Superintendent Hubsch explained the background of the Extended Day Camp Program. Trustee Clark asked what staff resources would be needed for this program and how many schools are included. Superintendent Hubsch stated that there is one school and one camp location and explained staff coverage. Chairman Morgan asked for a motion to approve the Extended School Year Day Camp Program for District 59 as presented. Trustee Clark made the motion and Trustee O'Brien seconded the motion. Upon roll being called the vote was as follows:

AYA: Brian Meyer, Rita Fletcher, Ryan Risinger, Bob O'Brien, Craig Talsma, Jim Jarog, Mike Clark, Bret Fahnstrom, Amy Charlesworth, Diane Hilgers, Tony LaFrener, Jay Morgan

NAY: None

The motion carried.

Information/Action Items

2018 Year Review/2019 Goals

Executive Director Crawford and Superintendent Selders presented a year-end review as well as the 2019 goals.

Directors Report/Work Plan

Executive Director Crawford invited the Board of Trustees to join her in meetings with legislators. Director Crawford stated that seven focus groups will be held in the park districts' facilities. She also reminded the Board that she is more than happy to attend their Board Meetings and present NWSRA Updates, however, she needs to be invited to attend.

Closed Session

None

Adjournment

After no further business, Chairman Morgan called for a motion to adjourn. Trustee Fahnstrom made the motion and Trustee Risinger seconded the motion to adjourn the January 16, 2019 meeting at 11:42 am. Upon voice vote, the motion carried.

Secretary



Account Statement - Transaction Summary

For the Month Ending **January 31, 2019**

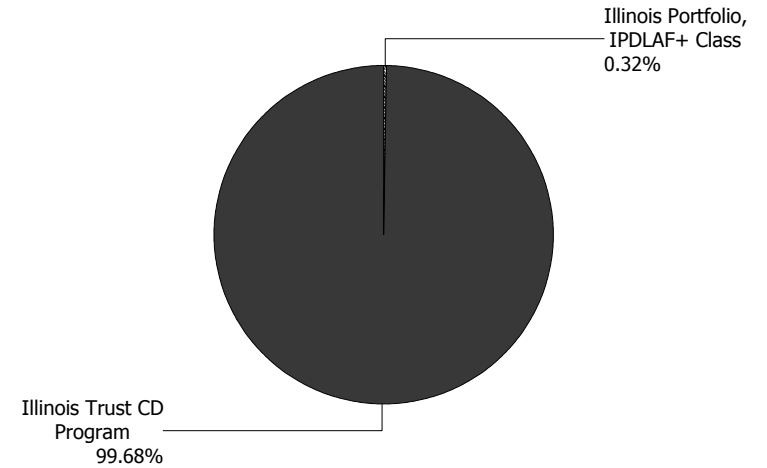
NORTHWEST SPECIAL RECREATION ASSOCIATION - INVESTMENT HOLDING ACCOUNT -

Illinois Portfolio, IPDLAF+ Class	
Opening Market Value	124,517.79
Purchases	114.52
Redemptions	(120,152.38)
Unsettled Trades	0.00
Change in Value	0.00
Closing Market Value	\$4,479.93
Cash Dividends and Income	114.52

Illinois Trust CD Program	
Opening Market Value	1,276,951.51
Purchases	120,000.00
Redemptions	0.00
Unsettled Trades	0.00
Change in Value	0.00
Closing Market Value	\$1,396,951.51
Cash Dividends and Income	0.00

Asset Summary		
	January 31, 2019	December 31, 2018
Illinois Portfolio, IPDLAF+ Class	4,479.93	124,517.79
Illinois Trust CD Program	1,396,951.51	1,276,951.51
Total	\$1,401,431.44	\$1,401,469.30

Asset Allocation





Account Statement - Transaction Summary

For the Month Ending **February 28, 2019**

NORTHWEST SPECIAL RECREATION ASSOCIATION - INVESTMENT HOLDING ACCOUNT -

Illinois Portfolio, IPDLAF+ Class

Opening Market Value	4,479.93
Purchases	7.62
Redemptions	(171.07)
Unsettled Trades	0.00
Change in Value	0.00

Closing Market Value **\$4,316.48**

Cash Dividends and Income 7.62

Illinois Trust CD Program

Opening Market Value	1,396,951.51
Purchases	0.00
Redemptions	0.00
Unsettled Trades	0.00
Change in Value	0.00

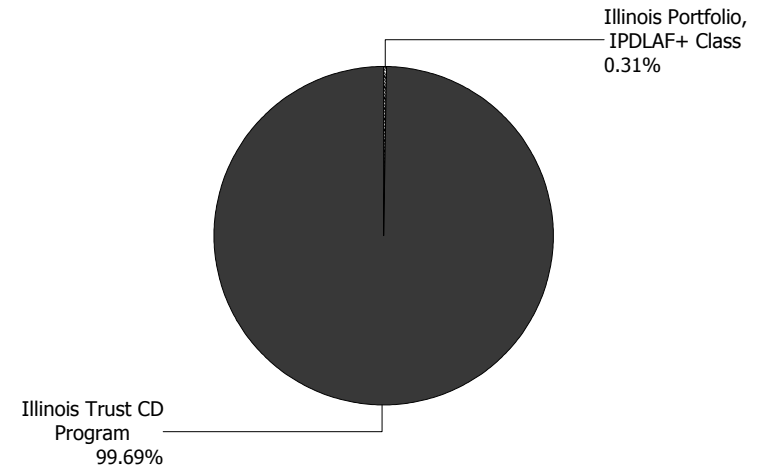
Closing Market Value **\$1,396,951.51**

Cash Dividends and Income 0.00

Asset Summary

	February 28, 2019	January 31, 2019
Illinois Portfolio, IPDLAF+ Class	4,316.48	4,479.93
Illinois Trust CD Program	1,396,951.51	1,396,951.51
Total	\$1,401,267.99	\$1,401,431.44

Asset Allocation



NORTHWEST SPECIAL RECREATION ASSOCIATION
SPECIAL LEISURE SERVICES FOUNDATION

ORGANIZATIONAL CASH OVERVIEW JANUARY 31, 2019

	<u>NWSRA</u>	<u>SLSF</u>	<u>TOTAL</u>
<u>WORKING CASH</u>			
PETTY CASH	\$ 500	\$ 150	\$ 650
BSN CHECKING (Village Bank & Trust)	470,183	370,102	840,285
OPER/MMA (Village Bank & Trust)	1,645,800		1,645,800
IPDLAF	57,193		57,193
CASH BANKS			0
TOTAL	2,173,676	370,252	2,543,928
<u>RESERVES: INVESTMENTS</u>			
BF EDWARDS		1,126,217	1,126,217
PFM Asset Management	1,401,431		1,401,431
TOTAL	1,401,431	1,126,217	2,527,648
<u>RESERVES:</u>			
<u>OPERATING</u>			
MAX SAFE 1 (Village Bank & Trust)	1,489,767		1,489,767
MAX SAFE 2 (Village Bank & Trust)	185,955		185,955
TOTAL	1,675,722		1,675,722
<u>TOTAL CASH & RESERVES</u>			
January 31, 2019	\$ 5,250,829	\$ 1,496,469	\$ 6,747,298
 <u>TOTAL CASH & RESERVES</u>			
January 31, 2018			
CASH	\$ 2,054,960	\$ 327,449	\$ 2,382,409
RESERVES - OPER	1,337,334		1,337,334
RESERVES - CAP	191,597		191,597
RESERVES - INVEST	1,379,315	1,253,511	2,632,826
	\$ 4,963,206	\$ 1,580,960	\$ 6,544,166

NORTHWEST SPECIAL RECREATION ASSOCIATION
SPECIAL LEISURE SERVICES FOUNDATION

ORGANIZATIONAL CASH OVERVIEW FEBRUARY 28, 2019

	<u>NWSRA</u>	<u>SLSF</u>	<u>TOTAL</u>
<u>WORKING CASH</u>			
PETTY CASH	\$ 500	\$ 150	\$ 650
BSN CHECKING (Village Bank & Trust)	162,993	398,024	561,017
OPER/MMA (Village Bank & Trust)	2,023,240		2,023,240
IPDLAF	32,067		32,067
CASH BANKS			0
TOTAL	<u>2,218,800</u>	<u>398,174</u>	<u>2,616,974</u>
<u>RESERVES: INVESTMENTS</u>			
BF EDWARDS		1,141,708	1,141,708
PFM Asset Management	1,401,268		1,401,268
TOTAL	<u>1,401,268</u>	<u>1,141,708</u>	<u>2,542,976</u>
<u>RESERVES:</u>			
<u>OPERATING</u>			
MAX SAFE 1 (Village Bank & Trust)	1,492,670		1,492,670
MAX SAFE 2 (Village Bank & Trust)	186,310		186,310
TOTAL	<u>1,678,980</u>		<u>1,678,980</u>
<u>TOTAL CASH & RESERVES</u>			
February 28, 2019	<u>\$ 5,299,048</u>	<u>\$ 1,539,882</u>	<u>\$ 6,838,930</u>
 <u>TOTAL CASH & RESERVES</u>			
February 28, 2018			
CASH	\$ 1,790,483	\$ 344,089	\$ 2,134,572
RESERVES - OPER	1,338,607		1,338,607
RESERVES - CAP	191,772		191,772
RESERVES - INVEST	1,379,139	1,228,362	2,607,501
	<u>\$ 4,700,001</u>	<u>\$ 1,572,451</u>	<u>\$ 6,272,452</u>

NORTHWEST SPECIAL RECREATION ASSOCIATION
 BUDGET VS ACTUAL and CASH BALANCE

JANUARY 31, 2019

(A) BUDGET
 VS ACTUAL

MONTH	REVENUE			EXPENSES			EXCESS REVENUE (EXPENSE)		
	BUDGET	ACTUAL	OVER (UNDER)	BUDGET	ACTUAL	OVER (UNDER)	BUDGET	ACTUAL	OVER (UNDER)
January	948,647	751,683	(196,965)	401,084	189,066	(212,017)	547,564	562,616	15,053
February	62,547		(62,547)	399,880		(399,880)	(337,333)	0	337,333
March	563,512		(563,512)	453,422		(453,422)	110,091	0	(110,091)
April	103,569		(103,569)	671,175		(671,175)	(567,606)	0	567,606
May	1,225,847		(1,225,847)	476,908		(476,908)	748,939	0	(748,939)
June	538,659		(538,659)	524,377		(524,377)	14,281	0	(14,281)
July	551,339		(551,339)	461,858		(461,858)	89,481	0	(89,481)
August	106,377		(106,377)	462,625		(462,625)	(356,248)	0	356,248
September	346,863		(346,863)	736,076		(736,076)	(389,214)	0	389,214
October	183,464		(183,464)	397,517		(397,517)	(214,053)	0	214,053
November	1,068,814		(1,068,814)	397,017		(397,017)	671,797	0	(671,797)
December	192,302		(192,302)	468,278		(468,278)	(275,976)	0	275,976
TOTAL YTD	948,647	751,683	(196,965)	401,084	189,066	(212,017)	547,564	562,616	15,053

(B) CASH BALANCE

MONTH	BEGINNING OF	EXCESS REV.	NON-CASH	NON CASH	BALANCE SHEET	END OF
	MONTH	(EXP.) FOR MONTH	REVENUE	EXPENSES	TRANSACTIONS	MONTH
January	5,204,059	562,616	(398,872)	6,452	(124,148) a.	5,250,108
February	5,250,108	0			a.	5,250,108
March	5,250,108	0			a.	5,250,108
April	5,250,108	0			a.	5,250,108
May	5,250,108	0			a.	5,250,108
June	5,250,108	0			a.	5,250,108
July	5,250,108	0			a.	5,250,108
August	5,250,108	0			a.	5,250,108
September	5,250,108	0			a.	5,250,108
October	5,250,108	0			a.	5,250,108
November	5,250,108	0			a.	5,250,108
December	5,250,108	0			a.	5,250,108

a. FSA Withholding / Payments and collected key security deposits.

NORTHWEST SPECIAL RECREATION ASSOCIATION
 BUDGET VS ACTUAL and CASH BALANCE

FEBRUARY 28, 2019

(A) BUDGET
 VS ACTUAL

MONTH	REVENUE			EXPENSES			EXCESS REVENUE (EXPENSE)		
	BUDGET	ACTUAL	OVER (UNDER)	BUDGET	ACTUAL	OVER (UNDER)	BUDGET	ACTUAL	OVER (UNDER)
January	948,647	751,683	(196,965)	401,084	181,515	(219,568)	547,564	570,167	22,604
February	62,547	422,818	360,271	399,880	376,603	(23,277)	(337,333)	46,215	383,548
March	563,512		(563,512)	453,422		(453,422)	110,091	0	(110,091)
April	103,569		(103,569)	671,175		(671,175)	(567,606)	0	567,606
May	1,225,847		(1,225,847)	476,908		(476,908)	748,939	0	(748,939)
June	538,659		(538,659)	524,377		(524,377)	14,281	0	(14,281)
July	551,339		(551,339)	461,858		(461,858)	89,481	0	(89,481)
August	106,377		(106,377)	462,625		(462,625)	(356,248)	0	356,248
September	346,863		(346,863)	736,076		(736,076)	(389,214)	0	389,214
October	183,464		(183,464)	397,517		(397,517)	(214,053)	0	214,053
November	1,068,814		(1,068,814)	397,017		(397,017)	671,797	0	(671,797)
December	192,302		(192,302)	468,278		(468,278)	(275,976)	0	275,976
TOTAL YTD	1,011,194	1,174,501	163,306	800,964	558,118	(242,845)	210,231	616,382	406,152

(B) CASH BALANCE

MONTH	BEGINNING OF	EXCESS REV.	NON-CASH	NON CASH	BALANCE SHEET	END OF
	MONTH	(EXP.) FOR MONTH	REVENUE	EXPENSES	TRANSACTIONS	MONTH
January	5,204,174	570,167	(398,872)	6,452	(131,698) a.	5,250,222
February	5,250,222	46,215	0	6,421	(2,729) a.	5,300,129
March	5,300,129	0			a.	5,300,129
April	5,300,129	0			a.	5,300,129
May	5,300,129	0			a.	5,300,129
June	5,300,129	0			a.	5,300,129
July	5,300,129	0			a.	5,300,129
August	5,300,129	0			a.	5,300,129
September	5,300,129	0			a.	5,300,129
October	5,300,129	0			a.	5,300,129
November	5,300,129	0			a.	5,300,129
December	5,300,129	0			a.	5,300,129

a. FSA Withholding / Payments and collected key security deposits.

SPECIAL LEISURE SERVICES FOUNDATION

BUDGET VS ACTUAL and CASH BALANCE

JANUARY 31, 2019

(A) BUDGET VS ACTUAL	REVENUE			EXPENSES			EXCESS REVENUE (EXPENSE)		
	MONTH	BUDGET	ACTUAL	OVER (UNDER)	BUDGET	ACTUAL	OVER (UNDER)	BUDGET	ACTUAL
January	215,749	245,194	29,445	8,364	4,728	(3,636)	207,386	240,466	33,081
February	53,189		(53,189)	4,270		(4,270)	48,919	0	(48,919)
March	44,070		(44,070)	86,366		(86,366)	(42,297)	0	42,297
April	19,725		(19,725)	5,011		(5,011)	14,713	0	(14,713)
May	53,576		(53,576)	149,556		(149,556)	(95,980)	0	95,980
June	28,680		(28,680)	10,241		(10,241)	18,438	0	(18,438)
July	19,775		(19,775)	5,923		(5,923)	13,852	0	(13,852)
August	38,986		(38,986)	4,203		(4,203)	34,783	0	(34,783)
September	85,941		(85,941)	71,048		(71,048)	14,893	0	(14,893)
October	50,234		(50,234)	114,382		(114,382)	(64,147)	0	64,147
November	76,783		(76,783)	27,700		(27,700)	49,082	0	(49,082)
December	20,718		(20,718)	219,007		(219,007)	(198,289)	0	198,289
TOTAL YTD	215,749	245,194	29,445	8,364	4,728	(3,636)	207,386	240,466	33,081

(B) CASH BALANCE	BEGINNING OF	EXCESS REV.	NON-CASH	NON CASH	BALANCE SHEET	END OF
	MONTH	(EXP.) FOR MONTH	REVENUE	EXPENSES	TRANSACTIONS	MONTH
January	1,266,589	240,466	(8,520)	0	(1,603)	1,496,933
February	1,496,933					1,496,933
March	1,496,933					1,496,933
April	1,496,933					1,496,933
May	1,496,933					1,496,933
June	1,496,933					1,496,933
July	1,496,933					1,496,933
August	1,496,933					1,496,933
September	1,496,933					1,496,933
October	1,496,933					1,496,933
November	1,496,933					1,496,933
December	1,496,933					1,496,933

SPECIAL LEISURE SERVICES FOUNDATION

BUDGET VS ACTUAL - SUMMARY BY TYPE

ONE MONTH ENDING JANUARY 31, 2019

	<u>2019</u>			2018 <u>PRIOR YR ACTUAL</u>
	<u>ACTUAL</u>	<u>BUDGET</u>	<u>OVER (UNDER)</u>	
<u>REVENUE</u>				
GRANTS	162,167	191,333	(29,167)	221,833
RESTRICTED FUNDRAISING	1,176	0	1,176	3,449
RESTRICTED DONATIONS	4,600	6,266	(1,666)	1,331
UNRESTRICTED FUNDRAISING	23,375	13,750	9,625	36,005
UNRESTRICTED DONATIONS	8,284	4,400	3,884	6,057
INVESTMENT TRANSFER	<u>0</u>	<u>0</u>	<u>0</u>	<u>0</u>
TOTAL REVENUE	<u>199,602</u>	<u>215,749</u>	<u>(16,147)</u>	<u>268,675</u>
<u>EXPENDITURES</u>				
ADMINISTRATION	3,243	5,664	(2,421)	4,277
RESTRICTED FUNDRAISING	2	0	2	57
UNRESTRICTED FUNDRAISING	1,483	2,700	(1,217)	1,636
GRANTS GIVEN	<u>0</u>	<u>0</u>	<u>0</u>	<u>0</u>
TOTAL EXPENSES	<u>4,728</u>	<u>8,364</u>	<u>(3,636)</u>	<u>5,970</u>
<u>OPERATING</u>				
EXCESS REVENUE (EXPENSES)	<u>194,874</u>	<u>207,386</u>	<u>(12,511)</u>	<u>262,705</u>
<u>INVESTMENT INCOME (LOSS)</u>	45,592	0	45,592	36,819
*				
<u>NET EXCESS REVENUE (EXPENSE)</u>	<u>\$ 240,466</u>	<u>\$ 207,386</u>	<u>\$ 33,081</u>	<u>\$ 299,524</u>

*includes BF Edwards Investment Income and Interest Income from BAC account

SPECIAL LEISURE SERVICES FOUNDATION

BUDGET VS ACTUAL and CASH BALANCE

FEBRUARY 28, 2019

(A) BUDGET VS ACTUAL	REVENUE			EXPENSES			EXCESS REVENUE (EXPENSE)		
	MONTH	BUDGET	ACTUAL	OVER (UNDER)	BUDGET	ACTUAL	OVER (UNDER)	BUDGET	ACTUAL
January	215,749	245,194	29,445	8,364	4,728	(3,636)	207,386	240,466	33,081
February	53,189	54,360	1,170	4,270	10,936	6,666	48,919	43,424	(5,495)
March	44,070		(44,070)	86,366		(86,366)	(42,297)	0	42,297
April	19,725		(19,725)	5,011		(5,011)	14,713	0	(14,713)
May	53,576		(53,576)	149,556		(149,556)	(95,980)	0	95,980
June	28,680		(28,680)	10,241		(10,241)	18,438	0	(18,438)
July	19,775		(19,775)	5,923		(5,923)	13,852	0	(13,852)
August	38,986		(38,986)	4,203		(4,203)	34,783	0	(34,783)
September	85,941		(85,941)	71,048		(71,048)	14,893	0	(14,893)
October	50,234		(50,234)	114,382		(114,382)	(64,147)	0	64,147
November	76,783		(76,783)	27,700		(27,700)	49,082	0	(49,082)
December	20,718		(20,718)	219,007		(219,007)	(198,289)	0	198,289
TOTAL YTD	268,939	299,554	30,615	12,634	15,664	3,029	256,304	283,890	27,586

(B) CASH BALANCE	BEGINNING OF MONTH	EXCESS REV. (EXP.) FOR MONTH	NON-CASH REVENUE	NON CASH EXPENSES	BALANCE SHEET TRANSACTIONS	END OF MONTH
January	1,266,589	283,890	(8,520)	0	(1,603)	1,540,356
February	1,540,356	0	0	0	(62)	1,540,294
March	1,540,294					1,540,294
April	1,540,294					1,540,294
May	1,540,294					1,540,294
June	1,540,294					1,540,294
July	1,540,294					1,540,294
August	1,540,294					1,540,294
September	1,540,294					1,540,294
October	1,540,294					1,540,294
November	1,540,294					1,540,294
December	1,540,294					1,540,294

SPECIAL LEISURE SERVICES FOUNDATION

BUDGET VS ACTUAL - SUMMARY BY TYPE

TWO MONTHS ENDING FEBRUARY 28, 2019

	2019			2018 PRIOR YR ACTUAL
	ACTUAL	BUDGET	OVER (UNDER)	
<u>REVENUE</u>				
GRANTS	\$ 163,000	\$ 195,500	\$ (32,500)	\$ 226,000
RESTRICTED FUNDRAISING	2,626	0	2,626	5,595
RESTRICTED DONATIONS	4,600	6,539	(1,939)	1,831
UNRESTRICTED FUNDRAISING	58,135	58,100	35	65,692
UNRESTRICTED DONATIONS	10,047	8,800	1,247	8,607
INVESTMENT TRANSFER	0	0	0	0
TOTAL REVENUE	\$ 238,408	\$ 268,939	\$ (30,531)	\$ 307,725
<u>EXPENDITURES</u>				
ADMINISTRATION	\$ 5,474	\$ 8,184	\$ (2,710)	\$ 7,461
RESTRICTED FUNDRAISING	2	0	2	386
UNRESTRICTED FUNDRAISING	10,187	4,450	5,737	20,633
GRANTS GIVEN	0	0	0	0
TOTAL EXPENSES	\$ 15,664	\$ 12,634	\$ 3,029	\$ 28,480
<u>OPERATING</u>				
EXCESS REVENUE (EXPENSES)	\$ 222,745	\$ 256,304	\$ (33,560)	\$ 279,245
<u>INVESTMENT INCOME (LOSS)</u>	61,146	0	61,146	11,670
*				
<u>NET EXCESS REVENUE (EXPENSE)</u>	\$ 283,890	\$ 256,304	\$ 27,586	\$ 290,915

*includes BF Edwards Investment Income and Interest Income from BAC account

Northwest Special Recreation Association

Balance Sheet

As of January 31, 2019

	Jan 31, 19
ASSETS	
Current Assets	
Checking/Savings	
10300 - Petty Cash	500.00
10400 - VB&T Business Checking	470,183.05
10700 - IPDLAF+	57,192.66
11200 - PFM Investments Hold Account	
11210 - PFM Investments CD Program	1,396,951.51
11200 - PFM Investments Hold Account - Other	4,479.93
Total 11200 - PFM Investments Hold Account	1,401,431.44
11500 - VB&T Operating/MM Account	1,645,800.31
11600 - Money Market (Harris Bank)	-0.00
11650 - MAX SAFE 1 (Village Bank&Trust)	1,489,766.80
11660 - MAX SAFE 2 (Village Bank&Trust)	185,955.20
11810 - Credit Card - Discover	-167.50
11820 - Credit Card - MasterCard	65.49
11830 - Credit Card - Visa	46.50
11840 - MC/VISA On-Line	-666.00
Total Checking/Savings	5,250,107.95
Accounts Receivable	
12000 - Accounts Receivable	2,364.93
Total Accounts Receivable	2,364.93
Other Current Assets	
12100 - INTEREST RECEIVABLE	19,121.48
12300 - Prepaid Lease	64,370.39
Total Other Current Assets	83,491.87
Total Current Assets	5,335,964.75
Fixed Assets	
13050 - Buildings	1,006,000.00
13060 - Building Improvements	335,644.00
13070 - Parking Lot	71,730.00
13100 - Equipment	396,614.00
13110 - Accum.Depre- Equipment	-187,445.00
13200 - Transportation Equipment	1,201,867.00
13210 - Accum.Depre.	-1,266,766.00
Total Fixed Assets	1,557,644.00
TOTAL ASSETS	6,893,608.75
LIABILITIES & EQUITY	
Liabilities	
Current Liabilities	
Accounts Payable	
21200 - Accounts Payable	1,798.78
Total Accounts Payable	1,798.78
Other Current Liabilities	
21300 - Accounts Payable Monthly	7,394.28
21600 - Security Deposits	2,250.00
21700 - Unclaimed Payroll/Property	-580.70
22100 - FSA WH/PYMTS	8,202.30
Total Other Current Liabilities	17,265.88
Total Current Liabilities	19,064.66
Long Term Liabilities	
22500 - ACCRUED VACATION	88,688.00
Total Long Term Liabilities	88,688.00
Total Liabilities	107,752.66

Northwest Special Recreation Association
Balance Sheet
As of January 31, 2019

	<u>Jan 31, 19</u>
Equity	
29500 · Retained Earnings	4,665,595.62
29550 · INVESTMENT IN CAPITAL ASSETS	1,557,644.00
Net Income	<u>562,616.47</u>
Total Equity	<u>6,785,856.09</u>
TOTAL LIABILITIES & EQUITY	<u>6,893,608.75</u>

Northwest Special Recreation Association
Balance Sheet
As of February 28, 2019

	Feb 28, 19
ASSETS	
Current Assets	
Checking/Savings	
10300 - Petty Cash	500.00
10400 - VB&T Business Checking	162,993.28
10700 - IPDLAF+	32,066.58
11200 - PFM Investments Hold Account	
11210 - PFM Investments CD Program	1,396,951.51
11200 - PFM Investments Hold Account - Other	4,316.48
Total 11200 - PFM Investments Hold Account	1,401,267.99
11500 - VB&T Operating/MM Account	2,023,240.26
11600 - Money Market (Harris Bank)	-0.00
11650 - MAX SAFE 1 (Village Bank&Trust)	1,492,669.59
11660 - MAX SAFE 2 (Village Bank&Trust)	186,310.40
11820 - Credit Card - MasterCard	1,366.99
11830 - Credit Card - Visa	168.00
11840 - MC/VISA On-Line	-454.00
Total Checking/Savings	5,300,129.09
Accounts Receivable	
12000 - Accounts Receivable	3,019.72
Total Accounts Receivable	3,019.72
Other Current Assets	
12100 - INTEREST RECEIVABLE	22,007.51
12300 - Prepaid Lease	57,949.15
Total Other Current Assets	79,956.66
Total Current Assets	5,383,105.47
Fixed Assets	
13050 - Buildings	1,006,000.00
13060 - Building Improvements	335,644.00
13070 - Parking Lot	71,730.00
13100 - Equipment	396,614.00
13110 - Accum.Depre- Equipment	-187,445.00
13200 - Transportation Equipment	1,201,867.00
13210 - Accum.Depre.	-1,266,766.00
Total Fixed Assets	1,557,644.00
TOTAL ASSETS	6,940,749.47
LIABILITIES & EQUITY	
Liabilities	
Current Liabilities	
Accounts Payable	
21200 - Accounts Payable	2,215.69
Total Accounts Payable	2,215.69
Other Current Liabilities	
21600 - Security Deposits	2,250.00
21700 - Unclaimed Payroll/Property	88.73
22100 - FSA WH/PYMTS	7,927.50
Total Other Current Liabilities	10,266.23
Total Current Liabilities	12,481.92
Long Term Liabilities	
22500 - ACCRUED VACATION	88,688.00
Total Long Term Liabilities	88,688.00
Total Liabilities	101,169.92
Equity	
29500 - Retained Earnings	4,665,553.07
29550 - INVESTMENT IN CAPITAL ASSETS	1,557,644.00
Net Income	616,382.48
Total Equity	6,839,579.55
TOTAL LIABILITIES & EQUITY	6,940,749.47

Special Leisure Services Foundation
Balance Sheet
As of January 31, 2019

	<u>Jan 31, 19</u>
ASSETS	
Current Assets	
Checking/Savings	
10100 · Petty Cash	150.00
10300 · VB&T Checking	370,101.83
11300 · BENJAMIN EDWARDS	
11310 · Investments-Cash	29,717.40
11300 · BENJAMIN EDWARDS - Other	1,096,499.50
Total 11300 · BENJAMIN EDWARDS	1,126,216.90
11820 · Credit Card - MasterCard	51.99
11830 · Credit Card - Visa	411.82
Total Checking/Savings	1,496,932.54
Other Current Assets	
12200 · Event Deposits	3,250.00
12400 · Interest Receivable	2,392.86
Total Other Current Assets	5,642.86
Total Current Assets	1,502,575.40
TOTAL ASSETS	<u>1,502,575.40</u>
LIABILITIES & EQUITY	
Equity	
29000 · Retained Earnings	1,244,625.97
29200 · Net Assets-Temp. Restricted	17,483.05
Net Income	240,466.38
Total Equity	1,502,575.40
TOTAL LIABILITIES & EQUITY	<u>1,502,575.40</u>

Special Leisure Services Foundation
Balance Sheet
As of February 28, 2019

	<u>Feb 28, 19</u>
ASSETS	
Current Assets	
Checking/Savings	
10100 · Petty Cash	150.00
10300 · VB&T Checking	398,023.91
11300 · BENJAMIN EDWARDS	
11310 · Investments-Cash	30,482.20
11300 · BENJAMIN EDWARDS - Other	<u>1,111,226.12</u>
Total 11300 · BENJAMIN EDWARDS	1,141,708.32
11830 · Credit Card - Visa	411.82
Total Checking/Savings	<u>1,540,294.05</u>
Other Current Assets	
12200 · Event Deposits	3,250.00
12400 · Interest Receivable	<u>2,455.17</u>
Total Other Current Assets	<u>5,705.17</u>
Total Current Assets	<u>1,545,999.22</u>
TOTAL ASSETS	<u>1,545,999.22</u>
LIABILITIES & EQUITY	
Equity	
29000 · Retained Earnings	1,244,625.97
29200 · Net Assets-Temp. Restricted	17,483.05
Net Income	<u>283,890.20</u>
Total Equity	<u>1,545,999.22</u>
TOTAL LIABILITIES & EQUITY	<u>1,545,999.22</u>



BENJAMIN F. EDWARDS & CO.

INVESTMENTS for GENERATIONS

One North Brentwood Blvd., Suite 850
Saint Louis, MO 63105 314-726-1600

161363 1/7

AV 02 161363 89877H483 A**5DGT

SPECIAL LEISURE SERVICES
FOUNDATION
ATTN TRACEY CRAWFORD
3000 CENTRAL RD STE 205
ROLLING MDWS IL 60008-2551



January 1, 2019 - January 31, 2019

Account Number: ~~XXXXXX~~

Your Financial Advisor Is:

HANSON / FISHER / VANDERLUGT
(630) 871-2673

Portfolio at a Glance

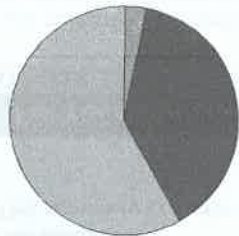
	This Period	Year-to-Date
BEGINNING ACCOUNT VALUE	\$1,080,198.21	\$1,080,198.21
Dividends, Interest and Other Income	1,346.32	1,346.32
Net Change in Portfolio¹	44,672.37	44,672.37
ENDING ACCOUNT VALUE	\$1,126,216.90	\$1,126,216.90
Estimated Annual Income	\$19,430.51	

¹ Net Change in Portfolio is the difference between the ending account value and beginning account value after activity.

The Bank Deposits in your account are FDIC insured bank deposits.

FDIC insured bank deposits are not securities and are not covered by the Securities Investor Protection Corporation (SIPC). These bank deposits are covered by the Federal Deposit Insurance Corporation (FDIC), up to allowable limits.

Asset Summary



Percent	Asset Type	Prior Year-End	Last Period	This Period
3%	Cash, Money Funds, and Bank Deposits	28,371.08	28,371.08	29,717.40
39%	Fixed Income	434,839.90	434,839.90	437,248.70
58%	Mutual Funds	616,987.23	616,987.23	659,250.80
100%	Account Total (Pie Chart)	\$1,080,198.21	\$1,080,198.21	\$1,126,216.90

Please review your allocation periodically with your Financial Advisor.





BENJAMIN F. EDWARDS & CO.
 INVESTMENTS for GENERATIONS
 One North Brentwood Blvd., Suite 850
 Saint Louis, MO 63105 314-726-1600

SPECIAL LEISURE SERVICES
 FOUNDATION
 ATTN TRACEY CRAWFORD
 3000 CENTRAL RD STE 205
 ROLLING MDWS IL 60008-2551

February 1, 2019 - February 28, 2019
 Account Number: ~~ERR-112078~~

Your Financial Advisor Is:
 HANSON / FISHER / VANDERLUGT
 (630) 871-2673

Portfolio at a Glance

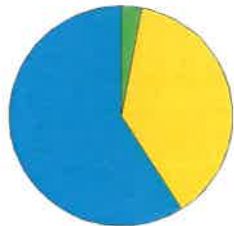
	This Period	Year-to-Date
BEGINNING ACCOUNT VALUE	\$1,126,216.90	\$1,080,198.21
Dividends, Interest and Other Income	764.80	2,111.12
Net Change in Portfolio¹	14,726.62	59,398.99
ENDING ACCOUNT VALUE	\$1,141,708.32	\$1,141,708.32
Estimated Annual Income	\$19,457.81	

¹ Net Change in Portfolio is the difference between the ending account value and beginning account value after activity.

The Bank Deposits in your account are FDIC insured bank deposits.

FDIC insured bank deposits are not securities and are not covered by the Securities Investor Protection Corporation (SIPC). These bank deposits are covered by the Federal Deposit Insurance Corporation (FDIC), up to allowable limits.

Asset Summary



Percent	Asset Type	Prior Year-End	Last Period	This Period
3%	Cash, Money Funds, and Bank Deposits	28,371.08	29,717.40	30,482.20
38%	Fixed Income	434,839.90	437,248.70	438,058.75
59%	Mutual Funds	616,987.23	659,250.80	673,167.37
100%	Account Total (Pie Chart)	\$1,080,198.21	\$1,126,216.90	\$1,141,708.32

Please review your allocation periodically with your Financial Advisor.



**Warrant #2
Summary
February 28, 2019**

Administration	Programs	Salary	Liability/Audit/IMRF	ADA/Capital
421000 Prof. Fees	422100 Rent Municipal	424100 Full Time	441000 Liability/PDRMA	450000 ADA Compliance
421100 Office Supply	422200 Rent Commercial	424200 Part Time	442000 Audit	460000 Capital Replacement
421150 Fees	422300 Program Dev.	424300 Payroll Processing	442100 FICA	
421200 Postage	422400 Program Supply	424500 Car Allowance	442200 IMRF	
421300 Phones/Fax	422500 Comm. Trans.			
421400 Conference/Education	422600 Staff Mileage			
421500 Memberships	422700 Trans. Maint.			
421600 Health Insurance	422800 gas/tolls/parking			
421700 Maint./Utilities	422900 Printing			
421800 Rent	423000 Sub./Ads.			
421900 Computers	423100 Public Awareness			
12000 Accounts Receivable				

Total VB&T Electronic Accounts Payable (IMRF, ADP)	69,264.03
Total IPDLAF Electronic Accounts Payable (PCARDS)	48,053.24
Total VB&T Business Checking Accounts Payable	149,664.81
	<u>266,982.08</u>

Motion to approve Warrant #2 dated February 28, 2019 totaling

\$266,982.08

**Northwest Special Recreation Association
 VBT Electronic Accounts Payable
 Warrant #2
 February 28, 2019**

Vendor	Description	Account	Amount
IMRF	January 2019	442201	24,680.83
	February 2019	442201	<u>24,725.78</u>
			49,406.61
ADP	FSA Monthly -Jan	424303	134.18
	FSA Monthly - Feb	424303	120.18
	Payroll - December	424301	309.66
	Payroll - December	424302	1,181.46
	Payroll - January	424301	206.44
	Payroll - January	424302	1,203.30
	Payroll - Quarterly Adjustments	424304	97.50
	Payroll - W2's	424304	<u>2,427.05</u>
		5,679.77	
Excalibur	Invoice - 175217	421902	6,760.90
	Invoice - 175717	421902	117.30
	Invoice - 175797	421906	131.95
	Invoice - 175847	421902	347.95
	Invoice - 176025	421902	6,819.55
			<u>14,177.65</u>
Total Warrant #2 for Electronic Accounts Payable			<u>69,264.03</u>

Northwest Special Recreation Association
VBT Electronic Accounts Payable
Warrant #2
February 28, 2019

Vendor	Description	Account	Amount
BMO Solutions			
Amazon	professional fees	421001	33.93
Metalcraft	professional fees	421001	74.00
Amazon	office supplies	421102	134.51
Amazon	office supplies	421102	75.83
Name Badges IT'I	office supplies	421104	41.36
Walmart	office supplies	421105	39.52
Amazon	office supplies	421105	115.04
Amazon	office supplies	421105	13.80
Office Depot	office supplies	421105	46.68
Amazon	office supplies	421105	10.80
Amazon	office supplies	421105	8.56
Amazon	office supplies	421105	64.32
Authorize.net	credit card and bank fees	421152	26.50
USPS	postage	421201	231.00
Verizon	telephone/fax	421301	272.84
First Communications	telephone/fax	421304	501.13
Converged Digital	telephone/fax	421305	314.00
Hyatt Regency	conference/education	421402	10.59
Hyatt Regency	conference/education	421402	3.35
Hyatt Regency	conference/education	421402	69.00
Hyatt Regency	conference/education	421402	33.32
Hyatt Regency	conference/education	421402	9.76
McDonald's	conference/education	421402	6.13
Hyatt Regency	conference/education	421402	9.48
Ventra	conference/education	421402	3.00
Taxi	conference/education	421402	8.25
Hyatt Regency	conference/education	421402	19.78
Hyatt Regency	conference/education	421402	31.89
Hyatt Regency	conference/education	421402	3.06
Hyatt Regency	conference/education	421402	14.78
Hyatt Regency	conference/education	421402	10.95
Hyatt Regency	conference/education	421402	3.35
Hyatt Regency	conference/education	421402	7.19
LYFT	conference/education	421402	25.22
Hyatt Regency	conference/education	421402	40.70
Hyatt Regency	conference/education	421402	18.68
Justice Produce	conference/education	421402	22.47
Hyatt Regency	conference/education	421402	5.19
LYFT	conference/education	421402	11.16
LYFT	conference/education	421402	23.27
LYFT	conference/education	421402	7.89
Uber	conference/education	421402	5.00
I Love Sushi	conference/education	421402	12.52
Uber	conference/education	421402	41.44
Jimmy Johns	conference/education	421402	32.44
Hyatt Regency	conference/education	421402	97.95
Uber	conference/education	421402	10.00
Uber	conference/education	421402	52.04

Northwest Special Recreation Association
VBT Electronic Accounts Payable
Warrant #2
February 28, 2019

Vendor	Description	Account	Amount
Hyatt Regency	conference/education	421402	2.79
Hyatt Regency	conference/education	421402	3.35
Uber	conference/education	421402	35.95
Hyatt Regency	conference/education	421402	11.60
Hyatt Regency	conference/education	421402	433.17
Hyatt Regency	conference/education	421402	288.78
Hyatt Regency	conference/education	421402	219.75
Hyatt Regency	conference/education	421402	288.78
Hyatt Regency	conference/education	421402	475.43
Hyatt Regency	conference/education	421402	288.78
Hyatt Regency	conference/education	421402	288.78
Hyatt Regency	conference/education	421402	288.78
Hyatt Regency	conference/education	421402	288.78
Hyatt Regency	conference/education	421402	288.78
Hyatt Regency	conference/education	421402	288.78
Hyatt Regency	conference/education	421402	577.56
Hyatt Regency	conference/education	421402	433.17
Uber	conference/education	421402	3.93
Metra	conference/education	421402	7.75
Taxi Service Chicago	conference/education	421402	10.75
Hyatt Regency	conference/education	421402	4.18
Uber	conference/education	421402	8.91
Uber	conference/education	421402	3.35
Hyatt Regency	conference/education	421402	15.62
McDonald's	conference/education	421402	14.54
Ventra	conference/education	421402	13.50
Hyatt Regency	conference/education	421402	12.73
Hyatt Regency	conference/education	421402	16.35
McDonald's	conference/education	421402	6.03
Venture's Chicago	conference/education	421402	17.70
Hyatt Regency	conference/education	421402	15.33
Metra/Ventra	conference/education	421402	6.75
IPRA	conference/education	421402	80.00
Hyatt Regency	conference/education	421402	11.71
IPRA	conference/education	421402	80.00
NRPA	conference/education	421402	70.00
I Love Sushi	conference/education	421402	11.64
Bellwether	conference/education	421402	516.24
Hyatt - Marketplace	conference/education	421402	13.38
Elephant & Castle	conference/education	421402	20.73
Hyatt Parking	conference/education	421402	34.50
IPRA	conference/education	421402	80.00
Hyatt Regency	conference/education	421402	11.16
I Love Sushi	conference/education	421402	19.14
Hyatt Regency	conference/education	421402	3.72
Hyatt Regency	conference/education	421402	26.98
Hyatt Regency	conference/education	421402	24.35
Hyatt Regency	conference/education	421402	6.70
McDonald's	conference/education	421402	12.77
Hyatt Regency	conference/education	421402	8.64

**Northwest Special Recreation Association
 VBT Electronic Accounts Payable
 Warrant #2
 February 28, 2019**

Vendor	Description	Account	Amount
LYFT	conference/education	421402	7.16
Hyatt Regency	conference/education	421402	13.71
Hyatt Regency	conference/education	421402	14.27
Hyatt Regency	conference/education	421402	14.05
Hyatt Regency	conference/education	421402	2.79
Hyatt Regency	conference/education	421402	8.45
Hyatt Regency	conference/education	421402	14.34
Potbelly #19	conference/education	421402	10.26
Hyatt Regency	conference/education	421402	9.43
IPRA	conference/education	421402	80.00
Uber	conference/education	421402	11.04
I Love Sushi	conference/education	421402	15.07
CVS	conference/education	421402	64.75
McDonald's	conference/education	421402	15.15
Uber	conference/education	421402	10.36
Bulldogs	conference/education	421405	40.00
Walker Brothers	conference/education	421405	34.76
Wildberry	conference/education	421405	42.96
Bahama Breeze	conference/education	421405	47.82
Moretti's	conference/education	421405	39.58
Paypal	conference/education	421406	40.00
Eggletic	conference/education	421406	35.00
Paypal	conference/education	421406	80.00
Starbucks	conference/education	421406	21.62
Paypal	conference/education	421407	96.00
Bottle & Bottega	conference/education	421407	80.00
WILS	conference/education	421408	40.00
WILS	memberships/certifications	421513	40.00
WILS	memberships/certifications	421513	40.00
WILS	memberships/certifications	421513	40.00
Amazon	maintenance/utilities	421701	14.94
ComEd	maintenance/utilities	421702	414.57
Nicor Gas	maintenance/utilities	421703	209.00
Nicor Gas	maintenance/utilities	421703	288.00
Hudson Energy	maintenance/utilities	421704	673.53
Comcast	maintenance/utilities	421706	171.14
Comcast	maintenance/utilities	421706	205.81
Comcast	maintenance/utilities	421706	141.85
AT&T	maintenance/utilities	421706	64.96
Comcast	maintenance/utilities	421706	163.49
Walgreens	maintenance/utilities	421707	15.07
Spectrio	computers	421905	110.28
Submittable	computers	421905	1,734.00
Apple	computers	421905	0.99
Amazon	computers	421905	78.54
Amazon	computers	421906	21.90
Amazon	computers	421906	23.00
Amazon	computers	421906	173.75
Amazon	computers	421906	59.96
Medieval Times	rental municipal	422104	25.00

Northwest Special Recreation Association
VBT Electronic Accounts Payable
Warrant #2
February 28, 2019

Vendor	Description	Account	Amount
Recreation	rental municipal	422106	160.00
NSSRA	rental municipal	422109	630.00
Medieval Times	commercial expense	422201	840.18
Sears Center	commercial expense	422201	1,860.00
Sears Center	commercial expense	422201	225.00
AMC South Barrington	commercial expense	422201	25.98
Thrown Elements	commercial expense	422201	160.00
AMC South Barrington	commercial expense	422201	184.79
Searc Centre	commercial expense	422201	252.00
Thrown Elements	commercial expense	422201	176.00
Buffalo Grove PD	commercial expense	422201	330.00
Amazon	commercial expense	422202	154.13
Poplar Creek Bowl	commercial expense	422202	79.80
Streamwood Bowl	commercial expense	422202	20.00
Jewel	commercial expense	422202	19.65
Streamwood Bowl	commercial expense	422202	17.50
Poplar Creek Bowl	commercial expense	422202	25.65
Sky Centers	commercial expense	422202	91.00
Streamwood Bowl	commercial expense	422202	169.50
Arlington Lanes	commercial expense	422202	20.25
Sky Martial Arts	commercial expense	422202	104.00
Sky Martial Arts	commercial expense	422202	104.00
Streamwood Bowl	commercial expense	422202	50.00
Arlington Lanes	commercial expense	422202	18.00
Arlington Lanes	commercial expense	422202	27.00
Sky Centers	commercial expense	422202	143.00
Arlington Lanes	commercial expense	422202	22.50
Streamwood Bowl	commercial expense	422202	67.50
Poplar Creek Bowl	commercial expense	422202	37.05
Bulls	commercial expense	422204	392.10
McDonald's	commercial expense	422204	94.06
Los Aztecs	commercial expense	422204	63.57
Buffalo Wings	commercial expense	422204	60.00
Subway	commercial expense	422204	81.97
Dave and Busters	commercial expense	422204	239.00
tickets Chicago Cubs	commercial expense	422204	1,061.00
Chicago White Sox	commercial expense	422204	141.00
Dave & Busters	commercial expense	422204	253.70
Aldi	commercial expense	422204	30.49
Nino's Pizzara	commercial expense	422204	167.50
Allstate Arena	commercial expense	422204	14.50
Dunkin Donuts	commercial expense	422204	22.45
Chestnut Mountain	commercial expense	422204	150.00
Brunswick Zone	commercial expense	422206	234.00
Arlington Lanes	commercial expense	422206	29.25
Brunswick Zone	commercial expense	422206	243.00
Arlington Lanes	commercial expense	422206	51.75
Brunswick Zone	commercial expense	422206	198.00
Arlington Lanes	commercial expense	422206	56.25
Brunswick Zone	commercial expense	422206	36.00

Northwest Special Recreation Association
VBT Electronic Accounts Payable
Warrant #2
February 28, 2019

Vendor	Description	Account	Amount
Brunswick Zone	commercial expense	422206	57.00
Brunswick Zone	commercial expense	422206	15.00
Brunswick Zone	commercial expense	422206	57.00
Brunswick Zone	commercial expense	422206	24.00
Art Fuzd	commercial expense	422206	60.00
Domino's	commercial expense	422206	57.83
Domino's	commercial expense	422206	12.36
Walmart	commercial expense	422206	11.92
Streamwood Bowl	commercial expense	422206	37.50
Amazon	commercial expense	422206	140.24
Poplar Creek Bowl	commercial expense	422206	59.85
Streamwood Bowl	commercial expense	422206	87.50
Hobby Lobby	commercial expense	422206	53.33
Streamwood Bowl	commercial expense	422206	107.50
CiCi's - Streamwood Buffet	commercial expense	422206	120.00
Jewel	commercial expense	422206	21.17
Brunswick Zone	commercial expense	422206	42.00
Krispy Kreme	commercial expense	422206	10.99
Art Fuzd	commercial expense	422206	112.00
Picture Show	commercial expense	422206	25.00
Picture Show	commercial expense	422206	95.25
Streamwood Bowl	commercial expense	422206	25.00
Poplar Creek Bowl	commercial expense	422206	34.20
Streamwood Bowl	commercial expense	422206	25.00
Streamwood Bowl	commercial expense	422206	30.00
Chicago Wolves	commercial expense	422206	177.00
Elk Grove Bowl	commercial expense	422206	879.00
Elk Grove Bowl	commercial expense	422206	879.00
Elk Grove Bowl	commercial expense	422206	887.00
Brunswick Zone	commercial expense	422206	36.00
Paypal/Woodcrafters	commercial expense	422206	250.00
Brunswick Zone	commercial expense	422206	243.00
Chicago Dogs	commercial expense	422209	672.00
Chicago Wax Hands	commercial expense	422209	337.50
At Home	program development	422301	1,838.80
Hobby Lobby	program development	422301	1,621.89
TJ Maxx	program development	422301	361.81
5 Star Furniture	program development	422301	(40.00)
5 Star Furniture	program development	422301	439.98
Walgreens	program development	422301	19.95
Ace Hardware	program development	422301	81.25
Walgreens	program development	422301	83.11
Jewel	supplies	422401	20.95
Amazon MKTP	supplies	422401	26.55
Jewel	supplies	422401	3.98
Hobby Lobby	supplies	422401	9.59
Jewel	supplies	422401	45.81
Aldi	supplies	422401	13.09
Aldi	supplies	422401	57.95
Jewel	supplies	422401	3.50

**Northwest Special Recreation Association
VBT Electronic Accounts Payable
Warrant #2
February 28, 2019**

Vendor	Description	Account	Amount
Jewel	supplies	422401	34.62
Walmart	supplies	422402	23.27
Jewel	supplies	422402	11.23
Jewel	supplies	422402	4.02
Crown Trophy	supplies	422404	239.83
Aldi	supplies	422406	31.12
Aldi	supplies	422406	12.45
Aldi	supplies	422406	20.75
Jewel	supplies	422406	20.40
Jewel	supplies	422406	8.17
Jewel	supplies	422406	13.60
Aldi	supplies	422406	10.04
Aldi	supplies	422406	5.02
Aldi	supplies	422406	7.18
Jewel	supplies	422406	11.47
Jewel	supplies	422406	11.47
Jewel	supplies	422406	11.47
Jewel	supplies	422406	47.07
Jewel	supplies	422406	18.83
Jewel	supplies	422406	31.38
Aldi	supplies	422406	46.42
Aldi	supplies	422406	18.59
Aldi	supplies	422406	30.95
Jewel	supplies	422406	12.40
Jewel	supplies	422406	12.37
Jewel	supplies	422406	12.38
Aldi	supplies	422406	73.04
Aldi	supplies	422406	36.53
Aldi	supplies	422406	52.17
Ultimate Screen	supplies	422406	12.00
Ultimate Screen	supplies	422406	93.00
Ultimate Screen	supplies	422406	262.50
Jewel	supplies	422406	42.56
Jewel	supplies	422406	34.43
Jewel	supplies	422406	43.92
Meijer	supplies	422406	1.32
Redbox	supplies	422406	7.00
Dollar Tree	supplies	422406	22.00
Dollar Tree	supplies	422406	3.00
Dollar Tree	supplies	422406	3.00
Lou Malnati's	supplies	422406	104.15
Dollar Tree	supplies	422406	47.30
Walmart	supplies	422406	27.12
Dollar Tree	supplies	422406	10.00
Target	supplies	422406	52.87
Jewel	supplies	422406	50.96
Jewel	supplies	422406	48.90
Jewel	supplies	422406	13.43
Best Buy	supplies	422406	16.49
Amazon	supplies	422406	59.35

**Northwest Special Recreation Association
 VBT Electronic Accounts Payable
 Warrant #2
 February 28, 2019**

Vendor	Description	Account	Amount
Bartlett Nature Center	supplies	422407	130.00
Target	supplies	422409	59.99
Amazon	supplies	422409	225.78
Amazon	supplies	422409	10.85
Amazon	supplies	422409	69.15
Party City	supplies	422409	30.99
Amazon	supplies	422409	20.49
Amazon	supplies	422409	7.99
Amazon	supplies	422409	2.92
Walmart	supplies	422409	14.92
Jewel	supplies	422409	15.75
Jewel	supplies	422409	11.98
Walmart	supplies	422409	10.40
7-Eleven	supplies	422409	2.34
Jewel	supplies	422409	9.48
Amazon	supplies	422409	15.63
Amazon	supplies	422409	24.14
Amazon	supplies	422409	11.89
Walmart	supplies	422409	82.07
Walmart	supplies	422409	16.05
Amazon	supplies	422409	28.99
Amazon	supplies	422409	13.99
Amazon	supplies	422409	12.99
Jewel	supplies	422409	33.27
Walmart	supplies	422409	68.02
Starbucks	supplies	422409	110.00
Walmart	supplies	422409	29.19
Jewel	supplies	422409	22.45
Jewel	supplies	422409	7.98
Jewel	supplies	422409	52.72
Jewel	supplies	422409	19.72
Netflix	supplies	422409	13.99
Dollar Tree	supplies	422409	19.00
Amazon	supplies	422409	67.72
Dollar Tree	supplies	422409	24.00
Amazon	supplies	422409	41.24
Amazon	supplies	422409	58.18
Amazon	supplies	422409	41.99
Amazon	supplies	422409	51.11
Amazon	supplies	422409	16.81
Amazon	supplies	422409	20.94
Amazon	supplies	422409	31.42
Aldi	supplies	422409	41.24
Aldi	supplies	422409	26.29
Udemy Online Course	supplies	422412	10.99
Amazon	supplies	422414	312.76
Amazon	supplies	422414	47.00
Meijer	supplies	422417	61.95
Jewel	supplies	422417	31.93
Amazon	supplies	422417	83.94

**Northwest Special Recreation Association
VBT Electronic Accounts Payable
Warrant #2
February 28, 2019**

Vendor	Description	Account	Amount
Amazon	supplies	422417	12.25
Amazon	supplies	422417	93.74
Aldi	supplies	422420	2.22
Amazon	supplies	422420	21.46
Amazon	supplies	422420	156.18
Amazon	supplies	422420	21.46
Amazon	supplies	422420	19.99
Amazon	supplies	422420	98.39
Target	supplies	422420	14.94
Amazon	supplies	422420	22.96
Amazon	supplies	422420	11.90
Amazon	supplies	422420	27.48
Jewel	supplies	422420	35.53
Jewel	supplies	422420	12.28
Jewel	supplies	422420	32.95
Jewel	supplies	422420	26.07
Amazon	supplies	422420	26.90
Amazon	supplies	422420	25.40
Walmart	transportation maintenance	422705	10.68
PB Payment Services	printing	422901	369.35
PB Payment Services	printing	422902	381.45
TPM Graphics	printing	422903	2,845.00
Benefax	printing	422905	399.00
Konica Minolta	printing	422906	1,249.21
Konica Minolta	printing	422906	20.48
Vistapoint	printing	422908	43.99
Vistapoint	printing	422909	113.99
Amazon	printing	422909	46.98
Amazon	printing	422909	147.89
Amazon	printing	422909	35.51
Dollar Tree	public awareness/subscriptions/ads	423101	13.00
Michaels	public awareness/subscriptions/ads	423101	12.00
Hobby Lobby	public awareness/subscriptions/ads	423101	43.27
Aldi	public awareness/subscriptions/ads	423101	0.80
Walmart	public awareness/subscriptions/ads	423101	7.92
Facebook	public awareness/subscriptions/ads	423102	160.32
Indeed	public awareness/subscriptions/ads	423102	367.81
Care.com	public awareness/subscriptions/ads	423102	75.00
indeed	public awareness/subscriptions/ads	423102	500.76
Daily Herald	public awareness/subscriptions/ads	423108	77.20
Livingston Gathering	public awareness/subscriptions/ads	423109	399.00
Starbucks	ADA compliance	450002	8.55
Amazon	ADA compliance	450009	13.49
Walmart	ADA compliance	450009	20.00
Hobby Lobby	ADA compliance	450011	47.64
Walmart	ADA compliance	450012	28.42
Walmart	ADA compliance	450021	37.90
Streamwood Bowl	Bowling	422206	171.00
Elk Grove Bowl	Bowling	422206	35.00
Crains	public awareness/subscriptions/ads	423108	119.00

**Northwest Special Recreation Association
 VBT Electronic Accounts Payable
 Warrant #2
 February 28, 2019**

Vendor	Description	Account	Amount
Staples	office supplies	421105	31.98
PayPal	conference/education	421406	45.00
Office Max	office supplies	421105	137.59
Jimmy Johns	conference/education	421406	69.20
Amazon	office supplies	421105	12.72
Hyatt	conference/education	421402	251.80
Verizon	telephone/fax	421302	200.08
Southwest	conference/education	421406	779.88
Toscana	conference/education	421406	84.11
Egglec	lunch anniversary	423101	52.36
Paypal	office supplies	421105	78.11
		Total	48,053.24
Total Warrant #2 for Electronic Accounts Payable			48,053.24

Northwest Special Recreation Association
VBT Business Checking Accounts Payable
Warrant #2
February 28, 2019

Num	Name	Memo	Account	Amount
26319	Dzurisin, Margaret M.	Payroll P/D 1/18/19 & Key Deposit P/D 1/18/19 (12/31 - 1/13/19) Key Deposit Refund	10400 - VB&T Business Checking 21700 - Unclaimed Payroll/Property 21600 - Security Deposits	-719.43 669.43 50.00 <hr/> 719.43
26320	John S. Swift	Invoice 18-0420 Invoice 18-0420	10400 - VB&T Business Checking 422907 - Seasonal Brochure	-4,099.32 4,099.32 <hr/> 4,099.32
26321	Rolling Meadows Park District	Invoice 134353 Invoice 134353	10400 - VB&T Business Checking 421701 - Condo Maintenance	-88.48 88.48 <hr/> 88.48
26322	Mary Lou D'Astice	Mileage Mileage	10400 - VB&T Business Checking 422601 - Staff Mileage	-39.24 39.24 <hr/> 39.24
26323	Illinois Tollway	Invoice G129000000726 Invoice G129000000726	10400 - VB&T Business Checking 422802 - Tolls	-2,595.70 2,595.70 <hr/> 2,595.70
26324	Drab, Katherine C	Reissue Lost PR Ck #01883775 Reissue Lost PR Ck #01883775	10400 - VB&T Business Checking 21700 - Unclaimed Payroll/Property	-73.41 73.41 <hr/> 73.41
26326	Rolling Meadows Park District	Invoice 134Feb-Jan 2019 Invoice 134Feb-Jan 2019	10400 - VB&T Business Checking 421701 - Condo Maintenance	-91.05 91.05 <hr/> 91.05
26327	WSRA	ITRS BB Tour 021719 ITRS BB Tour 021719	10400 - VB&T Business Checking 422106 - Weekly Programs	-80.00 80.00 <hr/> 80.00
26328	SWSRA	ITRS BB Tour 021719 ITRS BB Tour 021719	10400 - VB&T Business Checking 422106 - Weekly Programs	-240.00 240.00 <hr/> 240.00
26329	WDSRA	2019 WDSRA Swim Met 2019 WDSRA Swim Met	10400 - VB&T Business Checking 422106 - Weekly Programs	-140.00 140.00 <hr/> 140.00
26330	Michele Aikman	Clothing Refund Clothing Refund	10400 - VB&T Business Checking 422416 - PT Staff / Volunteer Apparel	-27.96 27.96 <hr/> 27.96
26331	Bonus, Joey	Key Deposit Refund Key Deposit Refund	10400 - VB&T Business Checking 21600 - Security Deposits	-50.00 50.00 <hr/> 50.00
26332	Elizabeth Medrano	Yoga - Jan 7, 8 & 16 Yoga - Jan 7, 8 & 16	10400 - VB&T Business Checking 422409 - PURSUIT	-120.00 120.00 <hr/> 120.00
26333	Heybeck's Meat Market	E00729 - 1/30/19 E00729 - 1/30/19	10400 - VB&T Business Checking 422209 - PURSUIT	-815.75 815.75 <hr/> 815.75
26334	May Lily Floral Design	Invoice 191 Invoice 191	10400 - VB&T Business Checking 422209 - PURSUIT	-480.00 480.00 <hr/> 480.00

Northwest Special Recreation Association
VB&T Business Checking Accounts Payable
Warrant #2
February 28, 2019

Num	Name	Memo	Account	Amount
26335	Bartlett Park District	Receipt# 1632764 Receipt# 1632764	10400 - VB&T Business Checking 422102 - Leisure Education	-260.00 260.00 <u>260.00</u>
26336	Summer Krones	1/18/19 LED Bowling Reimb. 1/18/19 LED Bowling Reimb.	10400 - VB&T Business Checking 422202 - Leisure Education	-62.70 62.70 <u>62.70</u>
26337	Park Central Condo Assn.	Invoice 802 Invoice 802	10400 - VB&T Business Checking 421801 - Condo Association Fee	-1,065.00 1,065.00 <u>1,065.00</u>
26338	Rolling Meadows Park District	Invoice 19-902 Invoice 19-902	10400 - VB&T Business Checking 421701 - Condo Maintenance	-960.00 960.00 <u>960.00</u>
26339	Hanover Park Park District	Invoice 0219 Invoice 0219	10400 - VB&T Business Checking 421803 - HPPD Rental Space	-1,443.00 1,443.00 <u>1,443.00</u>
26340	Manny Aguilar	20 Conf - 1/25/19 DS 30th 20 Conf - 1/25/19 DS 30th	10400 - VB&T Business Checking 421402 - IPRA Conf/Wkshps/Webnrs/Schoc	-100.00 100.00 <u>100.00</u>
26341	Alexian Brothers Corporate Health Service	Invoice 673511 Invoice 673511	10400 - VB&T Business Checking 441002 - Drug Tests / Physicals	-275.00 275.00 <u>275.00</u>
26342	Signs Plus	Invoice 18402 Invoice 18402	10400 - VB&T Business Checking 422705 - Miscellaneous	-325.00 325.00 <u>325.00</u>
26343	PDRMA	Invoice 0119132H Invoice 0119132H	10400 - VB&T Business Checking 421603 - Premium	-44,262.19 44,262.19 <u>44,262.19</u>
26344	Bill's Auto & Truck Repair	Invoices 97380 - 98211 Invoice 97380 Invoices 97705 - 98211	10400 - VB&T Business Checking 422703 - General Equipment 422704 - Regular / Repair Service	-5,911.91 1,942.09 3,969.82 <u>5,911.91</u>
26345	NCPERS Group Life Insurance	Invoice 5436022019 Invoice 5436022019	10400 - VB&T Business Checking 421601 - Additional Life	-16.00 16.00 <u>16.00</u>
26346	Manny Aguilar	Mileage Mileage	10400 - VB&T Business Checking 422601 - Staff Mileage	-39.44 39.44 <u>39.44</u>
26347	Barb Bassett	Mileage Mileage	10400 - VB&T Business Checking 422601 - Staff Mileage	-26.68 26.68 <u>26.68</u>
26348	Bonaguro, Mary T	Mileage Mileage	10400 - VB&T Business Checking 422601 - Staff Mileage	-19.14 19.14 <u>19.14</u>
26349	Mary Lou D'Astice	Mileage Mileage	10400 - VB&T Business Checking 422601 - Staff Mileage	-42.34 42.34 <u>42.34</u>
26350	Edwards, Megan	Mileage	10400 - VB&T Business Checking	-27.43

Northwest Special Recreation Association
VB&T Business Checking Accounts Payable
Warrant #2
February 28, 2019

Num	Name	Memo	Account	Amount
		Mileage	422601 · Staff Mileage	27.43
				<u>27.43</u>
26351	Nicole Estrada	Mileage	10400 · VB&T Business Checking	-11.02
		Mileage	422601 · Staff Mileage	11.02
				<u>11.02</u>
26352	Tori Gonzalez	Mileage	10400 · VB&T Business Checking	-71.92
		Mileage	422601 · Staff Mileage	71.92
				<u>71.92</u>
26353	Mackenzie Irelan	Mileage	10400 · VB&T Business Checking	-42.34
		Mileage	422601 · Staff Mileage	42.34
				<u>42.34</u>
26354	Lauren Jevaney	Mileage	10400 · VB&T Business Checking	-46.98
		Mileage	422601 · Staff Mileage	46.98
				<u>46.98</u>
26355	Johns, Brittany	Mileage	10400 · VB&T Business Checking	-38.28
		Mileage	422601 · Staff Mileage	38.28
				<u>38.28</u>
26356	Kotsovos, Clariza	Mileage	10400 · VB&T Business Checking	-29.70
		Mileage	422601 · Staff Mileage	29.70
				<u>29.70</u>
26357	Krones, Summer R.	Mileage	10400 · VB&T Business Checking	-99.76
		Mileage	422601 · Staff Mileage	99.76
				<u>99.76</u>
26358	Cortney Lucente	Mileage	10400 · VB&T Business Checking	-29.35
		Mileage	422601 · Staff Mileage	29.35
				<u>29.35</u>
26359	Jacklyn Moore	Mileage	10400 · VB&T Business Checking	-27.84
		Mileage	422601 · Staff Mileage	27.84
				<u>27.84</u>
26360	Moran, Kate	Mileage	10400 · VB&T Business Checking	-87.00
		Mileage	422601 · Staff Mileage	87.00
				<u>87.00</u>
26361	Nock, Emily	Mileage	10400 · VB&T Business Checking	-38.86
		Mileage	422601 · Staff Mileage	38.86
				<u>38.86</u>
26362	O'Brien, Megan	Mileage	10400 · VB&T Business Checking	-11.60
		Mileage	422601 · Staff Mileage	11.60
				<u>11.60</u>
26363	Trisha Palmieri	Mileage	10400 · VB&T Business Checking	-130.50
		Mileage	422601 · Staff Mileage	130.50
				<u>130.50</u>
26364	Paradise, Michele	Mileage	10400 · VB&T Business Checking	-13.46
		Mileage	422601 · Staff Mileage	13.46
				<u>13.46</u>
26365	Katrina Place	Mileage	10400 · VB&T Business Checking	-48.72
		Mileage	422601 · Staff Mileage	48.72
				<u>48.72</u>

**Northwest Special Recreation Association
VBT Business Checking Accounts Payable
Warrant #2
February 28, 2019**

Num	Name	Memo	Account	Amount
26366	Megan Quandt	Mileage	10400 · VB&T Business Checking	-25.52
		Mileage	422601 · Staff Mileage	25.52
				<u>25.52</u>
26367	Ralph, Danielle	Mileage	10400 · VB&T Business Checking	-157.76
		Mileage	422601 · Staff Mileage	157.76
				<u>157.76</u>
26368	Ross, Jordan	Mileage	10400 · VB&T Business Checking	-16.36
		Mileage	422601 · Staff Mileage	16.36
				<u>16.36</u>
26369	Jodi Schultz	Mileage	10400 · VB&T Business Checking	-17.98
		Mileage	422601 · Staff Mileage	17.98
				<u>17.98</u>
26370	Snyder, Joann	Mileage	10400 · VB&T Business Checking	-77.72
		Mileage	422601 · Staff Mileage	77.72
				<u>77.72</u>
26371	Erica Stanko	Mileage	10400 · VB&T Business Checking	-31.90
		Mileage	422601 · Staff Mileage	31.90
				<u>31.90</u>
26372	Elizabeth Thomas	Mileage	10400 · VB&T Business Checking	-17.40
		Mileage	422601 · Staff Mileage	17.40
				<u>17.40</u>
26373	Theresa Waite	Mileage	10400 · VB&T Business Checking	-23.20
		Mileage	422601 · Staff Mileage	23.20
				<u>23.20</u>
26374	Wright, Jocelyn	Mileage	10400 · VB&T Business Checking	-43.50
		Mileage	422601 · Staff Mileage	43.50
				<u>43.50</u>
26375	Jodi Schultz	2019 CDL Reimb	10400 · VB&T Business Checking	-30.00
		2019 CDL Reimb	421502 · CDL Reimbursement / Renewal	30.00
				<u>30.00</u>
26376	Ramune Huikuri	Refund 1700 W/S 2019	10400 · VB&T Business Checking	-132.00
		Refund 1700 W/S 2019	11500 · VB&T Operating/MM Account	132.00
				<u>132.00</u>
26377	DJs For You	DJ - 021819 Skating Championships	10400 · VB&T Business Checking	-275.00
		DJ - 021819 Skating Championships	422204 · Special Events	275.00
				<u>275.00</u>
26378	FlagHouse	Quote P0809171	10400 · VB&T Business Checking	-27,109.83
		Quote P0809171	460001 · Capital Equipment Replacement	27,109.83
				<u>27,109.83</u>
26379	Alexian Brothers Corporate Health Service	Invoice 672430	10400 · VB&T Business Checking	-272.00
		Invoice 672430	441002 · Drug Tests / Physicals	272.00
				<u>272.00</u>
26380	Erin Newport	2 - Lifeguard Recertifications	10400 · VB&T Business Checking	-140.00
		2 - Lifeguard Recertifications	421510 · Safety Training	140.00
				<u>140.00</u>
26381	May Lily Floral Design	Invoice 192	10400 · VB&T Business Checking	-480.00

Northwest Special Recreation Association
VB&T Business Checking Accounts Payable
Warrant #2
February 28, 2019

Num	Name	Memo	Account	Amount
		Invoice 192	422209 · PURSUIT	480.00
				480.00
26382	Janet Harris	Refund 1510 Bocce 2019 Spr/Fall	10400 · VB&T Business Checking	-157.00
		Refund 1510 Bocce 2019 Spr/Fall	11500 · VB&T Operating/MM Account	157.00
				157.00
26383	Carol Garfinkel	Refund 2700 Chef's C 2019 Winter	10400 · VB&T Business Checking	-119.00
		Refund 2700 Chef's C 2019 Winter	11500 · VB&T Operating/MM Account	119.00
				119.00
26384	Cruise Planners of Buffalo Grove	Deposit - 32 Pass 8/19-8/22/19	10400 · VB&T Business Checking	-1,700.00
		Deposit - 32 Pass 8/19-8/22/19	422208 · Trips	1,700.00
				1,700.00
26390	Robbins Schwartz	Invoice 286198 HAK	10400 · VB&T Business Checking	-851.25
		Invoice 286198 HAK	423103 · Legal Notices	851.25
				851.25
26391	All Ways Catering & Deli	Invoice 8895	10400 · VB&T Business Checking	-568.50
		Invoice 8895	422204 · Special Events	568.50
				568.50
26392	NSSEO	2018 Facility Damages - Camp	10400 · VB&T Business Checking	-894.06
		2018 Facility Damages - Camp	422105 · Summer Day Camp	239.27
	Little City	2018 Facility Damages - Camp	12000 · Accounts Receivable	654.79
				894.06
26393	Elizabeth Medrano	Yoga - Feb 5th & 9th	10400 · VB&T Business Checking	-80.00
		Yoga - Feb 5th & 9th	422209 · PURSUIT	80.00
				80.00
26394	Bill's Auto & Truck Repair	Invoices 98298 - 98785	10400 · VB&T Business Checking	-4,593.70
		Invoices 98298 - 98785	422704 · Regular / Repair Service	4,196.36
		Invoice 98569	422702 · Emergency Repair Service	397.34
				4,593.70
26395	PDRMA	Invoice 0219132H	10400 · VB&T Business Checking	-43,543.86
		Invoice 0219132H	421603 · Premium	43,543.86
				43,543.86
26396	Dave's Specialty Foods	Invoice 4084	10400 · VB&T Business Checking	-150.00
		Invoice 4084	422206 · Weekly Programs	150.00
				150.00
26397	NCPERS Group Life Insurance	Invoice 5436032019	10400 · VB&T Business Checking	-16.00
		Invoice 5436032019	421601 · Additional Life	16.00
				16.00
26398	J & R Lock & Safe, Inc.	Invoice 0000392183	10400 · VB&T Business Checking	-180.00
		Invoice 0000392183	421103 · Locksmith / Keys	180.00
				180.00
26399	Manny Aguilar	Mileage	10400 · VB&T Business Checking	-33.06
		Mileage	422601 · Staff Mileage	33.06
				33.06
26400	Barb Bassett	Mileage	10400 · VB&T Business Checking	-35.38
		Mileage	422601 · Staff Mileage	35.38
				35.38
26401	Bonaguro, Mary T	Mileage	10400 · VB&T Business Checking	-84.10

Northwest Special Recreation Association
VB&T Business Checking Accounts Payable
Warrant #2
February 28, 2019

Num	Name	Memo	Account	Amount
		Mileage	422601 · Staff Mileage	84.10
				84.10
26402	Mary Lou D'Astice	Mileage	10400 · VB&T Business Checking	-42.34
		Mileage	422601 · Staff Mileage	42.34
				42.34
26403	Nicole Estrada	Mileage	10400 · VB&T Business Checking	-29.00
		Mileage	422601 · Staff Mileage	29.00
				29.00
26404	Tori Gonzalez	Mileage	10400 · VB&T Business Checking	-108.46
		Mileage	422601 · Staff Mileage	108.46
				108.46
26405	Andrea Griffin	Mileage	10400 · VB&T Business Checking	-103.01
		Mileage	422601 · Staff Mileage	103.01
				103.01
26406	Mackenzie Irelan	Mileage	10400 · VB&T Business Checking	-56.26
		Mileage	422601 · Staff Mileage	56.26
				56.26
26407	Lauren Jevaney	Mileage	10400 · VB&T Business Checking	-45.82
		Mileage	422601 · Staff Mileage	45.82
				45.82
26408	Johns, Brittany	Mileage	10400 · VB&T Business Checking	-44.08
		Mileage	422601 · Staff Mileage	44.08
				44.08
26409	Kotsovos, Clariza	Mileage	10400 · VB&T Business Checking	-90.25
		Mileage	422601 · Staff Mileage	90.25
				90.25
26410	Krones, Summer R.	Mileage	10400 · VB&T Business Checking	-117.16
		Mileage	422601 · Staff Mileage	117.16
				117.16
26411	Kurkcu, Aidan	Mileage	10400 · VB&T Business Checking	-55.10
		Mileage	422601 · Staff Mileage	55.10
				55.10
26412	Cortney Lucente	Mileage	10400 · VB&T Business Checking	-92.80
		Mileage	422601 · Staff Mileage	92.80
				92.80
26413	Jacklyn Moore	Mileage	10400 · VB&T Business Checking	-49.30
		Mileage	422601 · Staff Mileage	49.30
				49.30
26414	Moran, Kate	Mileage	10400 · VB&T Business Checking	-100.92
		Mileage	422601 · Staff Mileage	100.92
				100.92
26415	Nock, Emily	Mileage	10400 · VB&T Business Checking	-124.12
		Mileage	422601 · Staff Mileage	124.12
				124.12
26416	O'Brien, Megan	Mileage	10400 · VB&T Business Checking	-59.16
		Mileage	422601 · Staff Mileage	59.16
				59.16

Northwest Special Recreation Association
VB&T Business Checking Accounts Payable
Warrant #2
February 28, 2019

Num	Name	Memo	Account	Amount
26417	Trisha Palmieri	Mileage	10400 · VB&T Business Checking	-103.24
		Mileage	422601 · Staff Mileage	103.24
				<u>103.24</u>
26418	Paradise, Michele	Mileage	10400 · VB&T Business Checking	-5.39
		Mileage	422601 · Staff Mileage	5.39
				<u>5.39</u>
26419	Katrina Place	Mileage	10400 · VB&T Business Checking	-82.36
		Mileage	422601 · Staff Mileage	82.36
				<u>82.36</u>
26420	Megan Quandt	Mileage	10400 · VB&T Business Checking	-38.28
		Mileage	422601 · Staff Mileage	38.28
				<u>38.28</u>
26421	Ralph, Danielle	Mileage	10400 · VB&T Business Checking	-147.90
		Mileage	422601 · Staff Mileage	147.90
				<u>147.90</u>
26422	Ross, Jordan	Mileage	10400 · VB&T Business Checking	-87.41
		Mileage	422601 · Staff Mileage	87.41
				<u>87.41</u>
26423	Jodi Schultz	Mileage	10400 · VB&T Business Checking	-58.00
		Mileage	422601 · Staff Mileage	58.00
				<u>58.00</u>
26424	Snyder, Joann	Mileage	10400 · VB&T Business Checking	-94.54
		Mileage	422601 · Staff Mileage	94.54
				<u>94.54</u>
26425	Sposito, Maria	Mileage	10400 · VB&T Business Checking	-3.25
		Mileage	422601 · Staff Mileage	3.25
				<u>3.25</u>
26426	Erica Stanko	Mileage	10400 · VB&T Business Checking	-57.42
		Mileage	422601 · Staff Mileage	57.42
				<u>57.42</u>
26427	Elizabeth Thomas	Mileage	10400 · VB&T Business Checking	-83.52
		Mileage	422601 · Staff Mileage	83.52
				<u>83.52</u>
26428	Theresa Waite	Mileage	10400 · VB&T Business Checking	-99.18
		Mileage	422601 · Staff Mileage	99.18
				<u>99.18</u>
26429	Wright, Jocelyn	Mileage	10400 · VB&T Business Checking	-14.50
		Mileage	422601 · Staff Mileage	14.50
				<u>14.50</u>
26430	Rachel Hubsch	Mileage	10400 · VB&T Business Checking	-137.46
		Mileage	422601 · Staff Mileage	137.46
				<u>137.46</u>
26431	Community Consolidated School Dist 15	Invoice - 030719 - CLA 011219	10400 · VB&T Business Checking	-455.00
		Invoice - 030719 - CLA 011219	422204 · Special Events	455.00
				<u>455.00</u>
				455.00
Total for Warrant #2 VB&T Business Checking Accounts Payable				149,664.81

**Warrant #3
Summary
March 20, 2019**

Administration	Programs	Salary	Liability/Audit/IMRF	ADA/Capital
421000 Prof. Fees	422100 Rent Municipal	424100 Full Time	441000 Liability/PDRMA	450000 ADA Compliance
421100 Office Supply	422200 Rent Commercial	424200 Part Time	442000 Audit	460000 Capital Replacement
421150 Fees	422300 Program Dev.	424300 Payroll Processing	442100 FICA	
421200 Postage	422400 Program Supply	424500 Car Allowance	442200 IMRF	
421300 Phones/Fax	422500 Comm. Trans.			
421400 Conference/Education	422600 Staff Mileage			
421500 Memberships	422700 Trans. Maint.			
421600 Health Insurance	422800 gas/tolls/parking			
421700 Maint./Utilities	422900 Printing			
421800 Rent	423000 Sub./Ads.			
421900 Computers	423100 Public Awareness			
12000 Accounts Receivable				

Total VB&T Electronic Accounts Payable (IMRF, ADP)	261.25
Total IPDLAF Electronic Accounts Payable (PCARDS)	-
Total VB&T Business Checking Accounts Payable	<u>4,665.45</u>
	4,926.70

Motion to approve Warrant #3 dated March 20, 2019 totaling

\$4,926.70

Northwest Special Recreation Association
VBT Electronic Accounts Payable
Warrant #3
March 20, 2019

Vendor	Description	Account	Amount
IMRF	March 2019	442201	-
ADP	FSA - Renewal Fee	424303	261.25
	Payroll - February	424301	-
	Payroll - February	424302	-
			<u>261.25</u>
Excalibur	Invoice -	421902	-
			<u>-</u>
Total Warrant #3 for Electronic Accounts Payable			261.25

**Northwest Special Recreation Association
VBT Electronic Accounts Payable
Warrant #3
March 20, 2019**

Vendor	Description	Account	Amount
BMO Solutions			
		Total	-
Total Warrant #3 for Electronic Accounts Payable			-

**Northwest Special Recreation Association
 VBT Business Checking Accounts Payable
 Warrant #3
 March 20, 2019**

Num	Name	Memo	Account	Amount
26385	Manny Aguilar	Bulls Game - Bus Parking 3/8/19 Bulls Game - Bus Parking 3/8/19	10400 - VB&T Business Checking 422204 - Special Events	-100.00 100.00 <hr/> 100.00
26386	Park Central Condo Assn.	Invoice 803 Invoice 803	10400 - VB&T Business Checking 421801 - Condo Association Fee	-1,065.00 1,065.00 <hr/> 1,065.00
26387	Rolling Meadows Park District	Invoice 19-903 Invoice 19-903	10400 - VB&T Business Checking 421701 - Condo Maintenance	-960.00 960.00 <hr/> 960.00
26388	Hanover Park Park District	Invoice 0319 Invoice 0319	10400 - VB&T Business Checking 421803 - HPPD Rental Space	-1,443.00 1,443.00 <hr/> 1,443.00
26389	Collier, Cayenne	Payroll P/E 02/04 - 02/17 Payroll P/E 02/04 - 02/17	10400 - VB&T Business Checking 424209 - PURSUIT	-454.79 454.79 <hr/> 454.79
26432	First Advantage Occupational Health Servi	Invoice 2518621811 Invoice 2518621811	10400 - VB&T Business Checking 441002 - Drug Tests / Physicals	-39.17 39.17 <hr/> 39.17
26433	May Lily Floral Design	Invoice 193 Invoice 192	10400 - VB&T Business Checking 422209 - PURSUIT	-480.00 480.00 <hr/> 480.00
26434	Johns, Brittany	Key Deposit Refund & Mileage Mileage - March Key Deposit Refund	10400 - VB&T Business Checking 422601 - Staff Mileage 21600 - Security Deposits	-73.49 23.49 50.00 <hr/> 73.49
26435	Summer Krones	Key Deposit Refund Key Deposit Refund	10400 - VB&T Business Checking 21600 - Security Deposits	-50.00 50.00 <hr/> 50.00
Total for Warrant #3 VB&T Business Checking Accounts Payable				4,665.45



We exist to provide outstanding opportunities through recreation for children and adults with disabilities.

To: NWSRA Board of Trustees
From: Tracey Crawford, Executive Director
Re: Payroll
Date: March 20, 2019

Motion:

A motion to approve Payroll for the following Pay Periods Ending:

1. 01/06/19 - \$96,316.41
2. 01/20/19 - \$107,713.75
3. 02/03/19 - \$89,764.08
4. 02/17/19 - \$103,958.19

An extension of the local park districts serving

Arlington Heights • Bartlett • Buffalo Grove • Elk Grove • Hanover Park • Hoffman Estates • Inverness • Mount Prospect
Palatine • Prospect Heights • River Trails • Rolling Meadows • Salt Creek • Schaumburg • South Barrington • Streamwood • Wheeling

Liability	Taxes Debited				
Recap		Federal Income Tax		8,002.11	
		Earned Income Credit Advances		.00	
		Social Security - EE		5,860.40	
		Social Security - ER		5,860.31	
		Social Security Adj - EE		.00	
		Medicare - EE		1,370.63	
		Medicare - ER		1,370.56	
		Medicare Adj - EE		.00	
		Medicare Surtax - EE		.00	
		Medicare Surtax Adj - EE		.00	
		COBRA Premium Assistance Payments		.00	
		Federal Unemployment Tax		.00	
		State Income Tax		4,364.77	
		State Unemployment Insurance - EE		.00	
		State Unemployment/Disability Ins - ER		.00	
		State Unemployment Insurance Adj - EE		.00	
		State Disability Insurance - EE		.00	
		State Disability Insurance Adj - EE		.00	
		State Family Leave Insurance - EE		.00	
		State Family Leave Insurance - ER		.00	
		State Medical Leave Insurance - EE		.00	
		State Medical Leave Insurance - ER		.00	
		Workers' Benefit Fund Assessment - EE		.00	
		Workers' Benefit Fund Assessment - ER		.00	
		Transit Tax - EE		.00	
		Local Income Tax		.00	
		School District Tax		.00	
		Total Taxes Debited	Acct. No. XXXXXX3322	Tran/ABA XXXXXXXXXX	26,828.78
Other Transfers		ADP Direct Deposit	Acct. No. XXXXXX3322	Tran/ABA XXXXXXXXXX	66,070.00
		ADP Check	Acct. No. XXXXXX3322	Tran/ABA XXXXXXXXXX	3,417.63
		Total Amount Debited From Your Accounts			96,316.41
Bank Debits and Other Liability		Adjustments/Prepay/Voids			.00
Taxes - Your Responsibility		None This Payroll			
					Total Liability
					96,316.41
					96,316.41

Liability Recap	Taxes Debited			
	Federal Income Tax		8,299.69	
	Earned Income Credit Advances		.00	
	Social Security - EE		6,530.97	
	Social Security - ER		6,531.01	
	Social Security Adj - EE		.00	
	Medicare - EE		1,527.46	
	Medicare - ER		1,527.41	
	Medicare Adj - EE		.00	
	Medicare Surtax - EE		.00	
	Medicare Surtax Adj - EE		.00	
	COBRA Premium Assistance Payments		.00	
	Federal Unemployment Tax		.00	
	State Income Tax		4,817.35	
	State Unemployment Insurance - EE		.00	
	State Unemployment/Disability Ins - ER		.00	
	State Unemployment Insurance Adj - EE		.00	
	State Disability Insurance - EE		.00	
	State Disability Insurance Adj - EE		.00	
	State Family Leave Insurance - EE		.00	
	State Family Leave Insurance - ER		.00	
	State Medical Leave Insurance - EE		.00	
	State Medical Leave Insurance - ER		.00	
	Workers' Benefit Fund Assessment - EE		.00	
	Workers' Benefit Fund Assessment - ER		.00	
	Transit Tax - EE		.00	
	Local Income Tax		.00	
	School District Tax		.00	
	Total Taxes Debited	Acct. No. XXXXXX3322	Tran/ABA XXXXXXXXX	29,233.89
Other Transfers	ADP Direct Deposit	Acct. No. XXXXXX3322	Tran/ABA XXXXXXXXX	76,325.76
	ADP Check	Acct. No. XXXXXX3322	Tran/ABA XXXXXXXXX	2,431.79
	Total Amount Debited From Your Accounts			107,991.44
Bank Debits and Other Liability	Adjustments/Prepay/Voids			277.69
Taxes - Your Responsibility	None This Payroll			

Total Liability	107,991.44
	107,713.75
	107,713.75

Includes Adjustments that are your responsibility

Liability Recap	Taxes Debited			
	Federal Income Tax			7,541.48
	Earned Income Credit Advances			.00
	Social Security - EE			5,494.13
	Social Security - ER			5,494.17
	Social Security Adj - EE			.00
	Medicare - EE			1,284.90
	Medicare - ER			1,284.93
	Medicare Adj - EE			.00
	Medicare Surtax - EE			.00
	Medicare Surtax Adj - EE			.00
	COBRA Premium Assistance Payments			.00
	Federal Unemployment Tax			.00
	State Income Tax			4,018.57
	State Unemployment Insurance - EE			.00
	State Unemployment/Disability Ins - ER			.00
	State Unemployment Insurance Adj - EE			.00
	State Disability Insurance - EE			.00
	State Disability Insurance Adj - EE			.00
	State Family Leave Insurance - EE			.00
	State Family Leave Insurance - ER			.00
	State Medical Leave Insurance - EE			.00
	State Medical Leave Insurance - ER			.00
	Workers' Benefit Fund Assessment - EE			.00
	Workers' Benefit Fund Assessment - ER			.00
	Transit Tax - EE			.00
	Local Income Tax			.00
	School District Tax			.00
	Total Taxes Debited	Acct. No. XXXXXX3322	Tran/ABA XXXXXXXXX	25,118.18
Other Transfers	ADP Direct Deposit	Acct. No. XXXXXX3322	Tran/ABA XXXXXXXXX	62,759.96
	ADP Check	Acct. No. XXXXXX3322	Tran/ABA XXXXXXXXX	1,885.94
	Total Amount Debited From Your Accounts			89,764.08
Bank Debits and Other Liability	Adjustments/Prepay/Voids			.00
Taxes - Your Responsibility	None This Payroll			
				89,764.08

Liability	Taxes Debited				
Recap	Federal Income Tax			7,994.18	
	Earned Income Credit Advances			.00	
	Social Security - EE			6,277.07	
	Social Security - ER			6,276.98	
	Social Security Adj - EE			.00	
	Medicare - EE			1,467.93	
	Medicare - ER			1,468.00	
	Medicare Adj - EE			.00	
	Medicare Surtax - EE			.00	
	Medicare Surtax Adj - EE			.00	
	COBRA Premium Assistance Payments			.00	
	Federal Unemployment Tax			.00	
	State Income Tax			4,596.50	
	State Unemployment Insurance - EE			.00	
	State Unemployment/Disability Ins - ER			.00	
	State Unemployment Insurance Adj - EE			.00	
	State Disability Insurance - EE			.00	
	State Disability Insurance Adj - EE			.00	
	State Family Leave Insurance - EE			.00	
	State Family Leave Insurance - ER			.00	
	State Medical Leave Insurance - EE			.00	
	State Medical Leave Insurance - ER			.00	
	Workers' Benefit Fund Assessment - EE			.00	
	Workers' Benefit Fund Assessment - ER			.00	
	Transit Tax - EE			.00	
	Local Income Tax			.00	
	School District Tax			.00	
Total Taxes Debited	Acct. No. XXXXXX3322	Tran/ABA XXXXXXXXX	28,060.66		
Other Transfers	ADP Direct Deposit	Acct. No. XXXXXX3322	Tran/ABA XXXXXXXXX	73,565.53	
	ADP Check	Acct. No. XXXXXX3322	Tran/ABA XXXXXXXXX	2,312.00	
Total Amount Debited From Your Accounts				103,958.19	
Bank Debits and Other Liability	Adjustments/Prepay/Voids		.00		
Taxes - Your Responsibility	None This Payroll				
					Total Liability
					103,958.19
					103,958.19

VII. Staff Reports

[Return to Home](#)

To: Tracey Crawford
From: Rachel Hubsch and Andrea Griffin
Re: Program Report, January 10, 2018 – March 20, 2019

NWSRA Programs and Services

On February 5, 2019, NWSRA's Alpine Ski Cross Country Ski and Snowshoe athletes traveled to Galena, IL for the 2019 Special Olympics Winter Games. Six Alpine Ski Team and seven Snowshoe athletes competed at the 2019 Special Olympics Winter Games. Alpine Ski athlete, Zack Gabrielsen of Arlington Heights, beamed with joy when he received his first ever a gold medal in the Alpine Super G (downhill) Competition. Despite the last of competition being canceled due to weather, NWSRA athletes brought home three Gold, three Silver, three Bronze medals as well as 4 Ribbons.

On February 8, all three PURSUIT locations hosted the "Be the Best Version of You" event. Scheck and Siress volunteered at this event. They were a great addition helping with the 63 PURSUIT clients learn about healthy eating and working out.

PURSUIT clients are attending monthly classes at Microsoft, learning how to use different design programs. In the near future, they will be assisting in the design of the mural that will be going in the DREAM lab.

On February 27th, Star Academy and PURSUIT have conducted 60 tours as of today. In addition, a large group tour in connection with Connect to Community was given for 30 families and professionals at the PURSUIT Mt. Prospect location.

NWSRA Inclusion Services

Thursday, February 7, NWSRA Staff hosted the Winter/Spring Inclusion Orientation. Over 50 Inclusion Aides participated in a two hour training covering NWSRA Inclusion policies, decision-making strategies, anxiety in children, and the importance of play.

On February 12, Inclusion Coordinator Katrina Place and Program Specialist Emily Nock, presented at a Bartlett Park District Preschool training. Training topics included: behavior management and supporting sensory processing needs.

Staff Training and Recognition

In January, NWSRA hosted a Full Time in-service week. Staff completed CPR and First Aid certifications as well as received an Excel training through the Arlington Heights Library. Program staff continued focused on applying the Assessment, Planning, Implementation, Evaluation and Documentation (APIED) process to NWSRA programs to allow for continued therapeutic goals and outcomes.

Thirty five staff attended the IAPD/IPRA state conference in Chicago, IL. During the Illinois Therapeutic Recreation Section (ITRS) annual board meeting, Tori Gonzalez was awarded the Rising Star award and JoAnn Snyder's Ice Skating Championships received the Outstanding Program Award. NWSRA staff attend the 30th anniversary dinner for IPRA's Diversity Section, where Tracey Crawford received the IPRA Diversity Section Distinguished Member Award and Manny Aguilar who serves as Secretary of the Diversity Section was awarded the Shining Star Award.

Tori Gonzalez was promoted to Manager of Special Recreation Day Camp. Tori has been with the NWSRA since 2014, and for the past 3 years, she has made a positive impact on Inclusion Services as well as expanding Snoezelen Therapy and the Ability Awareness program. She will continue to lead the Snoezelen Therapy Team and begin her new responsibilities overseeing the new Day Camp revamp and five Program Specialist starting March 11.



PARK DISTRICT INTERN VISITATION DAY

TUESDAY, JULY 23

10:00 am – 12:00 pm at Park Central (NWSRA's Office)

Don't Miss Out on This Exciting Opportunity!

As interns, it's important to discover the resources available within a community. Interns will learn about the relationship between the park district and the SRA and the services provided to residents with disabilities. We hope you will join us!

Please RSVP to Rachel Hubsch at rachelh@nwsra.org.

Learn about the relationship between NWSRA and member park districts

Learn about other Special Recreation Associations in Illinois

Learn about NWSRA programs and services offered

Learn about SRA funding

NWSRA

3000 W. Central Rd.
Suite 205
Rolling Meadows, IL

www.nwsra.org

847/392-2848

To: Tracey Crawford, Executive Director
From: Brian Selders, Superintendent of Communications & IT
Re: NWSRA/SLSF Marketing and Public Relations Report
Date: March 2019

Following is a synopsis of marketing activities that have taken place in 2019:

MEDIA	
Daily Herald	<ul style="list-style-type: none"> • Appreciation Ad for Gold Medal Fashion Show • Article on Gold Medal Fashion Show • Article on Skating Championships Invitational
Chicago Tribune	<ul style="list-style-type: none"> • Article on Skating Championships Invitational
TribLocal/ Metromix	<ul style="list-style-type: none"> • Added SLSF events to online calendar of events
Daily Herald Business Ledger	<ul style="list-style-type: none"> • Submitted SLSF information for the Business Ledger Philanthropy Guide
Miscellaneous	<ul style="list-style-type: none"> • SLSF events posted online to the following sites: ABC Chicago, CBS Chicago, Daily Herald, WGN TV, Chicago Mama, Chicago Music Guide, North Shore Breaking News, B96, and more
ONLINE	
NWSRA/SLSF Online	<ul style="list-style-type: none"> • Website is now multilingual (6 languages) • Day camp page on website updated with new logo • New features on NWSRA and Directors sites • SLSF events with online registration posted • New program informational flyers sent- SibShops, Skating Competition, All Star Game, etc. • New website search engine optimization tools enabled • Bi-monthly NWSRA Now and SLSF Impact e-newsletters sent • Monthly NWSRA and SLSF Board Update e-newsletters sent
Social Media	<ul style="list-style-type: none"> • 2018 thank you video created and posted to Youtube • New day camp posts • ATRA Therapeutic Recreation month posts • NWSRA and SLSF events and videos posted online • NWSRA now has over 7,500 Facebook followers • Youtube videos averaging over 18 hours of play time/month

PUBLICATIONS and FLYERS	
NWSRA/ SLSF	<ul style="list-style-type: none"> • 2019 Calendar of Events created • 2019 SLSF materials updated • 2019 Day Camp Brochure, Fact Sheets, Informational brochure and newsletter templates created • SLSF Board Member Snapshots created • 2018 Annual Report created • NWSRA Winter/Spring brochure created and sent • SLSF postcard/calendar created and sent • Skating Championships Invitational materials created • Lightning All Star Game materials created • Gold Medal Fashion Show materials created • NWSRA Winter/Spring brochure created and sent
Television, Video and Radio	
NWSRA/SLSF	<ul style="list-style-type: none"> • Gold Medal Fashion Show video created • Skating Championships Invitational award video created
ADDITIONAL MARKETING	
NWSRA/SLSF	<ul style="list-style-type: none"> • NWSRA Day Camp 2019 logos, characters and materials created • Designed billboard to be shown on I-53 in March • Submitted Snoezelen Sensory Therapy program for NRPA Innovation in Social Equity Award • Submitted Agency Showcase nominations to IPRA • Presented IAPD/IPRA Community Service Awards to supporters
Expos/Networking Events	
NWSRA/SLSF	<ul style="list-style-type: none"> • Calendar of expos/networking events where NWSRA has provided information, created by Outreach Committee. Have provided information at 4 events in 2019 and formed several new collaborative partnerships
IN PROGRESS	
NWSRA/SLSF	<ul style="list-style-type: none"> • Transportation Needs, Accommodations and Obstacles survey • Computer replacement project- Windows 10 • Dream Lab- Accessible Technology Center • Database build project • Various publications and online media • Quickbooks transition • 2019 NWSRA/SLSF materials

To: Tracey Crawford, Executive Director
From: Brian Selders, Superintendent of Communications & IT
Re: Outreach Committee Report
Date: March 7, 2019

In 2019, the NWSRA Outreach Committee continued its goal of planning and executing targeted outreach based on the areas and populations in need of increased NWSRA presence. The committee has engaged and informed new groups, families and individuals about NWSRA services. The Outreach Committee has expanded its list of identified organizations such as support groups and schools that are in need of an increased NWSRA presence and has created partnerships and collaborations to address the needs of the community.

Following is a list of accomplishments based on the Outreach Committee goals and strategies:

1. Welcome packets sent to 27 new families
2. Reached out to School Districts to post Day Camp brochure and Seasonal Brochure to online virtual backpacks
3. Increased outreach to minority patrons via updating of print materials in Spanish, bilingual phone system voicemail message, partnership with Townships to distribute NWSRA materials
4. Promoted NWSRA services at 4 expos and events and created over 160 unique impressions
5. Provided speaking and presentation opportunities to NWSRA full time staff
6. Marketing/referral partnerships have been created with:
 - a. NowPow- Rush University Medical Center
 - b. Project World Impact- SLSF web page
7. Meetings have been held with the following businesses/organizations to discuss future partnership:
 - a. National Association for Down Syndrome (NADS)

The Outreach Committee will continue to find innovative ways to create partnerships and increase awareness.

Date: March 2019
To: Tracey Crawford, Executive Director
From: Nanette Sowa, Superintendent of Development
RE: SLSF Update for March NWSRA Board

SLSF is meeting with potential sponsors, filing grants and reaching out to existing and new donors in an effort to meet its 2019 financial goal of raising \$674,926.12. That goal is \$234,196.62 higher than the 2018 financial goal. The current status is as follows:

Sponsorships: Sponsorship dollars are part of the SLSF event budgets. The FY 2019 budgeted amount is \$76,350. To date, \$5,600 has been received. In 2019 Northwest Community Healthcare changed its donation to a grant to be used for all SLSF focuses as opposed to being used as sponsorship dollars for the Fashion Show and Gala as had been done in previous years. SLSF will be reaching out for additional sponsors to make up for that loss in budgeted sponsorship.

Grants: The FY 2019 budgeted grant total is \$268,000. SLSF received \$158,000 from the Wheaton Franciscan Sisters to build a computer lab at the Rolling Meadows site, a sensory garden at the Hanover Park and complete the funding for the Snoezelen Sensory Room at the Mount Prospect site. To date, SLSF has applied for \$50,706 in grants in 2019. All grants are pending approval.

Events: The FY 2017 Events budgeted amount is \$308,429.50. The 29th annual Gold Medal Fashion Show was held on February 24th and raised just under \$57,000. The total amount received in event dollars as of March 8th is \$60,761.35.

Grants to NWSRA: The Board approved a grant to NWSRA in the amount of \$350,000 for fiscal year 2019. The first of three installments will be paid in May, the second installment in October, and the third installment December.

Outreach: SLSF is always looking for ways to include corporations in NWSRA programs as volunteers. Many corporations now tie philanthropic dollars to volunteer service. Introductions to area corporations are appreciated. The SLSF team is attending additional networking events and making follow up calls to the people we met in order to introduce the foundation and discuss ways that companies can become involved in the mission of SLSF.

2019 Goal: Nanette continues to work on building relationships that will bring major gifts and growing corporate and individual giving; Cathy on grants; Megan on events. As always, the entire SLSF team will be available to assist the others, but will focus their time on their individual assignments.

VIII. Old Business

[Return to Home](#)

To: Tracey Crawford, Executive Director
From: Andrea Griffin, Superintendent of Recreation
Re: Snoezelen Sensory Room Update
Date: March 11, 2019

SLSF has secured all of the funding necessary for the creation and completion of the Mt. Prospect Snoezelen Sensory Room. This will be the third Snoezelen Sensory Room for NWSRA. NWSRA's first Snoezelen Sensory Room opened in 2016 in the NWSRA Programming Space at the Rolling Meadows Park District. The second opened in 2018 in the NWSRA Programming Space at the Hanover Park Park District. Each Snoezelen Sensory Room is unique, and designed to meet the needs generated by each programming space.

Purpose and Goals of the Project

Snoezelen Sensory Rooms are therapeutic spaces where participants are placed in a soothing and/or stimulating environment. Each Snoezelen Sensory Room is designed to deliver stimuli to various senses and be used to provide multi-sensory or single sensory focus. It is a non-directive therapy that is controlled by the participant not by the therapist and individualized to each participant's sensory and behavioral needs. By allowing one to participate through their own free will in a safe environment, staff maximize the individual's potential to focus, feel in control, make choices and reduce mental and physical pain and anxiety.

- Physical Improvement
 - Fine & gross motor
- Cognitive Improvement
 - Problem solving & discussion making
- Emotional Improvement
 - Cooperation/Collaboration & Increased Confidence
- Affective Improvement
 - Improvements in Affective Regulation & Emotional Expression
- Linguistic Improvement
 - Utilizing Descriptive/Expressive Language & Word Association/Meaning ex. Slimy
- Social Improvement
 - Verbal Communication & Nonverbal Communication

Project Implementation Timeline

Following is the implementation timeline for the Snoezelen Sensory Room:

Month	Implementation to Take Place
January	Mt. Prospect Park District staff verifies measurements of Snoezelen Sensory Room provided by January 28 th
February	Verified measurements sent of Sensory Room to Flaghouse and orders sensory equipment
February	Mt. Prospect Park District staff receive three RFQ's for completion of electrical plan provided by Flaghouse.
May	Electrical work begins
Summer	Anticipated Opening

Meetings To Date

Following are the meetings that have taken place to date regarding the creation of the Snoezelen Sensory Room

- In January, Bob Smith from Mt. Prospect and Flaghouse had phone conversation regarding electrical plan
- February Andrea Griffin and Flaghouse had phone conversation regarding placing order of equipment

Appendix A

Photos of Pieces and Map of Room

FLAGHOUSE[®]

snoezelen[®]

Custom Sensory Room Presentation




NWSRA

235 Yorkland Blvd. North York, ON M2J 4Y8
601 Flaghouse Dr. Hasbrouck Heights, NJ 07604

1-800-265-6900
1-800-265-6900

www.flaghouse.ca
www.flaghouse.com



NWSRA

Date: 04/23/2018

Drawn by: TWH

**IMPORTANT!
PLEASE READ
FOR RECOMMENDED
RECEPTICLES**

We suggest installing a radio frequency system such as an Aspire RF System. Your electrician should be able to source this system or one that is similar locally. If they are unable to please call Cooper Industries at 866-853-4293 or custserv@cooperwiringdevice.com

FLAGHOUSE
snoezelen®

THIS DRAWING MUST NOT BE REPRODUCED WITHOUT PERMISSION FROM FLAGHOUSE®



Acrylic Mirrors, 80" Bubble Tube,
40" Square Base, Fiber Optics,
Custom Bench and Wireless Controller




VibroMusic Wedge



4 Splash Mirrors

Laser Stars Projector, Aroma Diffuser,
WIFI Spotlight, Solar 250 Projector
and Stereo



Step's

NWSRA

Date: 04/23/2018

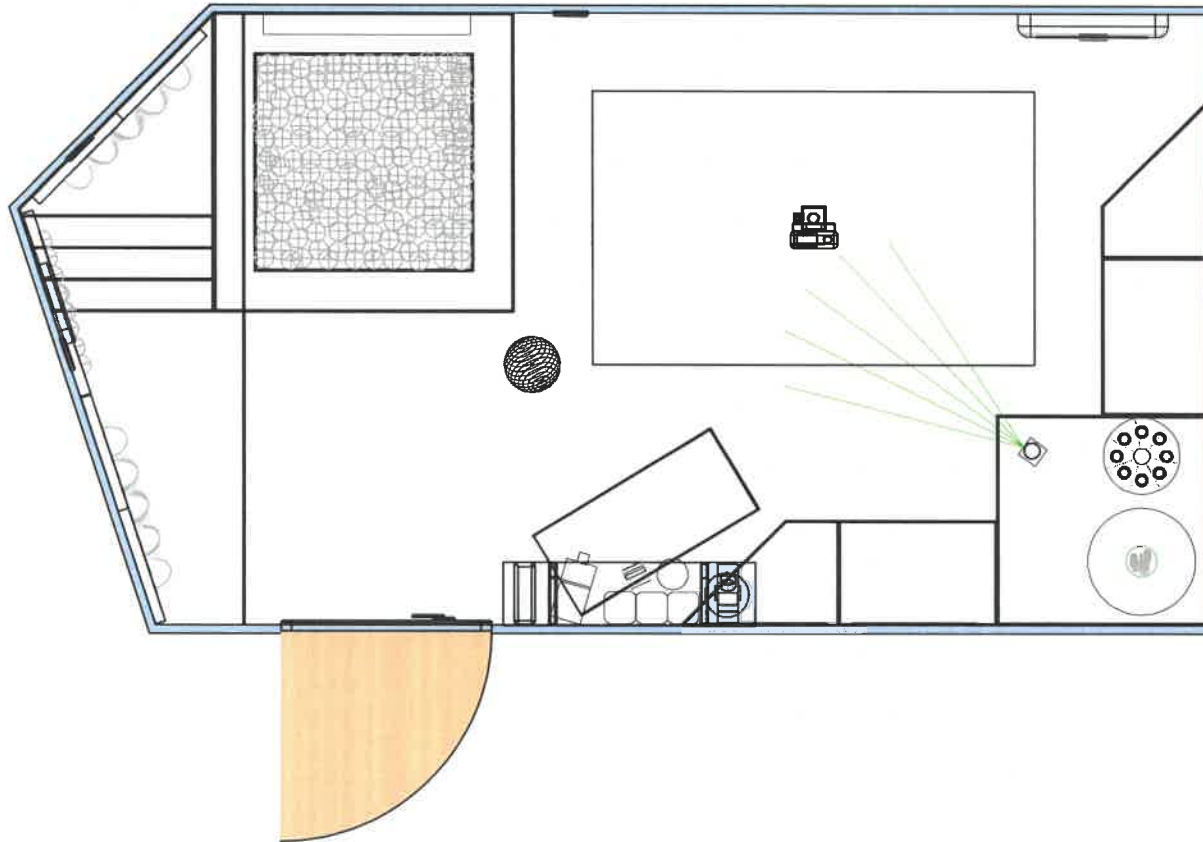
Drawn by: TWH

**IMPORTANT!
PLEASE READ
FOR RECOMMENDED
RECEPTICLES**

We suggest installing a radio frequency system such as an Aspire RF System. Your electrician should be able to source this system or one that is similar locally. If they are unable to please call Cooper Industries at 866-853-4293 or custserv@cooperwiringdevice.com

FLAGHOUSE
snoezelen®

THIS DRAWING MUST NOT BE REPRODUCED
WITHOUT PERMISSION FROM FLAGHOUSE®



NWSRA

Date: 04/23/2018

Drawn by: TWH

**IMPORTANT!
PLEASE READ
FOR RECOMMENDED
RECEPTACLES**

We suggest installing a radio frequency system such as an Aspire RF System. Your electrician should be able to source this system or one that is similar locally. If they are unable to please call Cooper Industries at 866-853-4293 or custserv@cooperwiringdevice.com

FLAGHOUSE
snoezelen®

THIS DRAWING MUST NOT BE REPRODUCED
WITHOUT PERMISSION FROM FLAGHOUSE®

To: Tracey Crawford, Executive Director
From: Brian Selders, Superintendent of Communications & IT
Rachel Hubsch, Superintendent of Recreation
Re: Dream Lab Accessible Technology Center Update
Date: March 7, 2019

NWSRA was fortunate to have been granted \$83,000 to create a state of the art accessible technology lab, the Dream Lab Accessible Technology Center. This center will enable clients to compensate for the impairments they experience, promoting independence, decreasing the need for additional support, and allowing for access of information and enjoyment of music, sports, travel, and the arts independently. This room will be an equalizer for diverse learners and can assist with social development and motivation and help staff personalize therapeutic lessons. Following are details of the project and an update on progress thus far:

Purpose and Goals of the Project

The Dream Lab will empower people throughout our communities to realize their full potential through a fully accessible window to the world. Following are the goals of the project:

- Promote a person's physical and mental well-being through the use of interactive technology
- Provide relief from tension and give a sense of accomplishment
- Promote fine and gross motor skills
- Engage stimulation of all senses
- Encourage communication and working with others
- Ability to transfer knowledge of tech skills from NWSRA to home/work
- Engage in good digital citizenship
- Know and appreciate the importance of technology
- Ability to apply tools, materials, processes and technical concepts safely and efficiently
- Uncover and develop individual talents
- Apply problem-solving techniques
- Apply creative abilities
- Adjust to the changing environment
- Facilitate experiences encouraging flexibility, adaptability, resourcefulness and embracing new challenges

The Dream Lab will be used by a variety of programs, including PURSUIT, STAR Academy, Leisure Education, Social Clubs, Music Classes, Sensory and Technology Classes and Specialized STEM camps and programs. In addition, the facility will provide additional opportunities for potential collaborative programs with other Park District programs including Preschool, Seniors, etc.

Project Implementation Timeline

Following is the implementation timeline for the Dream Lab Accessible Technology Center:

Month	Implementation to Take Place
April	Electrical outlets/Cat 6 cables/Lighting
May	Painting of Room
June-July	Installation of Equipment/Furniture
August	Finalizing network configurations
September	Opening

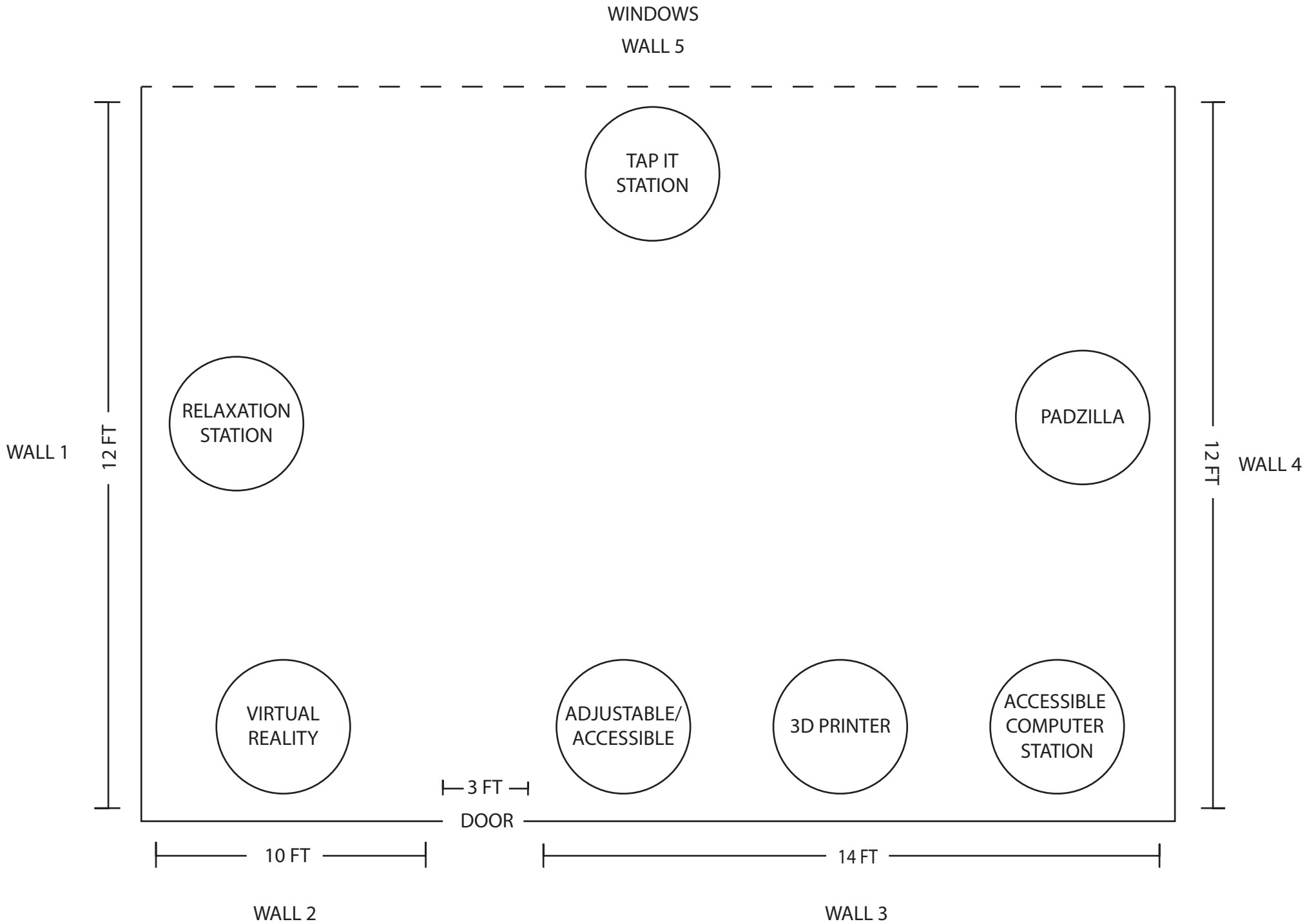
Meetings To Date

Following are the meetings that have taken place to date regarding the implementation of the Dream Lab, as well as progress thus far:

- Admin Team meetings to discuss the pieces needed within the room as well as room layout. A room layout map is included in Appendix A.
- Meeting with Rolling Meadows Park District to review lighting, electrical and other cabling needs. Installation of cabling should be complete by the end of April.
- Meetings with Microsoft:
 - To discuss equipment needed for the room. Microsoft is currently working on quotes for equipment. A full listing of equipment with photos is included in Appendix B
 - To discuss the design and painting of the walls. In order to design the walls, Microsoft has partnered with The Backyard Experience, a full service creative design company, who will be providing NWSRA with sketches of the room design. Sketches should be received in March and approved in April, for painting to take place in May.
 - To discuss inviting the PURSUIT Adult Day program out to the Microsoft store to assist with the completion of the room design, once overall room design is approved by the Admin Team.
- Meetings with Excalibur Technology
 - To discuss network requirements of the room and any backend hardware needed
- Meeting with Roberts Drapery
 - To discuss installation of room darkening curtains

Appendix A









Map of the Room



Appendix B

Photos of Pieces

Photos of Pieces in Room

<p>3D Printer</p>	<p>Accessible Computer Stations (2)</p>
	
<p>Padzilla- Giant iPad</p>	<p>TapIt Interactive Whiteboard</p>
	
<p>Virtual Reality</p>	<p>Relaxation Station</p>
	
<p>Pod Chairs with Wireless audio</p>	<p>Accessible Controllers</p>
	

To: Tracey Crawford, Executive Director
From: Andrea Griffin, Superintendent of Recreation
Re: Community Sensory Garden Update
Date: March 11, 2019

NWSRA is thrilled to have been granted \$40,000 to create a Community Sensory Garden at the Hanover Park Park District Community Center.

A sensory garden is an environment that is designed with the purpose of stimulating the senses. This stimulation occurs through plants and the use of materials that engage one's senses of sight, smell, touch, taste, and sound. The use of the garden can primarily focus on one sense, or it can incorporate all of them, be used as an educational tool that allows them to explore and learn about their senses and nature, provides them with a healthy place of discovery and allows a therapeutic and safe way for the participants to explore their senses. Following are details of the project and an update on progress thus far:

Purpose and Goals of the Project

The Community Sensory Garden will provide a therapeutic environment that the entire Hanover Park Community can enjoy.

Research has shown that when individuals with disabilities interact in a garden it helps them increase their awareness of the world around them. In addition, the Community Sensory Garden will allow the NWSRA PURSUIT Adult Day Program and STAR Academy After Care Program to include Horticulture Therapy in its activities.

- Create a therapeutic connection between people and plants
- Promote a person's physical and mental wellbeing
- Provide relief from tension, and give a sense of accomplishment
- Gardening can divert your thoughts about yourself and your situation.
- Promote fine and gross motor skills
- Stimulation of the senses
- Teach how to participate in a cooperative effort
- Physical benefits
- Learn how to form positive relationships
- Increase nonverbal communication
- Facilitate experiences encouraging flexibility, adaptability and resourcefulness

Project Implementation Timeline

Following is the implementation timeline for the Community Sensory Garden:

Month	Implementation to Take Place
January	Meeting with Hanover Park staff to discuss the creation of the Community Sensory Garden
March	Hanover Park staff receive 3 RFP from Landscape Architect
April	Landscape Architect selected
May	Construction begins
Fall	Estimated completion

Meetings To Date

Following are the meetings that have taken place to date regarding the creation of the Community Sensory Garden, as well as progress thus far:

- Andrea Griffin, NWSRA Superintendent of Recreation, Cathy Splett, SLSF Foundation Manager and Liz Thomas, NWSRA Manager of Special Recreation meet with Hanover Park Park District staff to discuss the creation of the Community Sensory Garden
- Sensory Garden Team formed & 1st meeting held
 - Team:
 - Andrea Griffin, NWSRA Superintendent of Recreation
 - Cathy Splett, SLSF Foundation Manager
 - Joann Snyder, Senior Manager of Special Recreation
 - Liz Thomas, NWSRA Manager of Special Recreation
 - Nicole Estrada, Manager of Support Services
 - Trisha Palmieri, Collaborative Coordinator
 - Katrina Place, Inclusion Coordinator
 - Megan Edwards, Program Specialist
 - Danielle Ralph, Program Specialist
 - Meeting to research horticulture trainings and program development of horticultural therapy

Appendix A

Photos of Pieces

Photos of Pieces

<p>Raised Garden Beds</p>	<p>Raised Garden Beds</p>
	
<p>Raised Garden Beds</p>	<p>Archway</p>
	
<p>Accessible Hose</p>	<p>Accessible Gardening Station</p>
	
<p>Picnic table</p>	
	

IX. New Business

[Return to home](#)

**NORTHWEST SPECIAL RECREATION ASSOCIATION
ORDINANCE #O2019-1**

**AN ORDINANCE AUTHORIZING AND PROVIDING FOR THE CONVEYANCE OR
SALE OF SURPLUS PERSONAL PROPERTY OF THE NORTHWEST SPECIAL
RECREATION ASSOCIATION COOK COUNTY, ILLINOIS**

WHEREAS, the Northwest Special Recreation Association, Cook County, Illinois (“Park District”) owns personal property as described in Addendum A. hereinafter known as the “Property,” and

WHEREAS, pursuant to Section 8-22 of the Park District Code (70 ILCS 1205/8-22)(“Code”), the Park District is authorized to sell, convey or donate any personal property that in the opinion of three-fifths of the members of the Board of Park Commissioners then holding office is no longer necessary, useful to, or for the best interests of the Park District; and

WHEREAS, the Board of Park Commissioners (“Board”) has reviewed a staff report finding that the Property is no longer useful to the Park District and recommending its sale, donation or disposal and the Board concurs with that recommendation.

NOW, THEREFORE, BE IT ORDAINED by the Board of Park Commissioners of the Northwest Special Recreation Association, Cook County, Illinois, as follows:

Section 1. The Board finds that all of the recitals contained in the preamble to this Ordinance are true and correct and does hereby incorporate them into this Ordinance by this reference.

Section 2. The Board finds that the Property is no longer necessary and useful to the Park District and declares it to be for the best interests of the Park District and its residents to dispose of the Property in the following manner:

Sell the Property to the highest bidder.

or

Trade-In the Property

or

Donate the Property to such person or entity that will make use of the equipment.

or

Dispose of the Property if the District is unable to sell or donate identified equipment.

Section 3. The seller, Northwest Special Recreation Association, hereby expressly disclaims all warranties, either expressed or implied, including any implied warranty of merchantability or fitness for a particular purpose. The Northwest Special

Recreation Association neither assumes nor authorizes any other person to assume for it any liability in connection with the sale of said items.

The buyer agrees to purchase said items in an “**as is**” condition with all faults. The buyer understands that the seller does not expressly or implicitly warrant that the said items meet or comply with any applicable safety standards (examples: ASTM, OSHA, CPSC). The buyer is solely responsible for determining that the said items are appropriate for any and all particular uses.

The buyer further agrees to indemnify, hold harmless and defend the Northwest Special Recreation Association and its officers, agents and employees from any and all claims resulting from injuries, damages and losses arising out of, connected with, or in any other way associated with the use of said items.

Section 4. The Board authorizes and directs the Executive Director take such action necessary to sell, donate or dispose of the Property as herein authorized.

Section 5. This ordinance shall be in full force and effect from and after its adoption as provided by law.

Adopted this 20th day of March, 2019.

Ayes:

Nays:

Absent:

Chairman, Tony LaFrener
Board of Trustees
Northwest Special Recreation Association

ATTEST:

Secretary Tracey Crawford
Board of Trustees
Northwest Special Recreation Association

STATE OF ILLINOIS)
)
COUNTY OF COOK) SS.

SECRETARY’S CERTIFICATE

I, Tracey Crawford, do hereby certify that I am Secretary of the Board of Trustees of the Northwest Special Recreation Association, Cook County, Illinois, and as such official I am keeper of the records, ordinances, files and seal of said Agency; and,

I HEREBY CERTIFY that the foregoing instrument is a true and correct copy of:

AN ORDINANCE authorizing and providing for the conveyance or sale of surplus personal property of the Northwest Special Recreation Association, Cook County, Illinois

adopted at a duly called Regular Meeting of the Board of Trustees of the Agency, held at the Park Central, in said Agency at 10:30 a.m. on the 20th day of March, 2019.

I FURTHER CERTIFY that the deliberations of the Board on the adoption of said Ordinance were conducted openly, that the vote on the adoption of said Ordinance was taken openly, that said meeting was called and held at a specified time and place convenient to the public, that notice of said meeting was duly given to all of the news media requesting such notice, that said meeting was called and held in strict compliance with the provisions of the Open Meetings Act of the State of Illinois, as amended, and with the provisions of the Park District Code of the State of Illinois, as amended, and that the Board has complied with all of the provisions of said Act and said Code and with all of the procedural rules of the Board.

IN WITNESS WHEREOF, I hereunto affix my official signature and the seal of the Northwest Special Recreation Association, Rolling Meadows, Illinois this 20th day of March, 2019.

Tracey Crawford, Secretary
Board of Trustees
Northwest Special Recreation Association

(SEAL)

Equipment or Item Name	Description of Asset	Method of Disposal (if known)	Fair Value	staff initials	
Samsung flip phones	Cellular device- quantity 57	Recycling	\$0.57	BS	
Flip phone chargers	Charger- - quantity 85	Recycling	\$0.85	BS	
Flip phone ear pieces	Ear piece- quantity 27	Recycling	\$0.27	BS	
Filing cabinet	Filing cabinet- quantity 1	Recycling	\$10.00	JV	
Computer monitors	Monitors- quantity 18	Recycling	\$18.00	BS	
Windows 7 Staff computers	Computers- quantity 43	Recycling	\$215.00	BS	
Table	Pine Ikea Table	Trash	\$10.00	JV	



We exist to provide outstanding opportunities through recreation for children and adults with disabilities.

To: Jay Morgan, Chair
From: Tracey Crawford, NWSRA Executive Director
Re: Lease of Programming Space at Wheeling Park District
Date: March 20, 2019

NWSRA and Clearbrook's collaborative Adult Day Program, PURSUIT, first opened at the Rolling Meadows Community Center (RMCC) in 2015. Since its inception, PURSUIT has surpassed expectations and expanded to include the opening of PURSUIT at Hanover Park Community Center (HPCC) and Mount Prospect Park District. STAR Academy, an afterschool program, was the next program expansion at Rolling Meadows Community Center and Hanover Park Community Center. Currently, 98 clients are registered between all PURSUIT programs and 40 clients are registered for STAR Academy. PURSUIT has an interest list of 211 individuals waiting to join the program. There are several current clients desiring additional days of service in all programs.

With the high demand for these programs, NWSRA and Clearbrook will be opening a fourth site for PURSUIT. The site will be housed at Wheeling Park District's Community Recreation Center. The site will be used for PURSUIT, Star Academy, fourth Snoezelen location and additional NWSRA programming.

Attached is the lease agreement for programming space at the Community recreation Center. The lease is for 5 years, with the option to renew for an additional 5 years, at a cost of \$30,000 per year.

Motion: To approve the lease for the Wheeling Park District as presented.

An extension of the local park districts serving

Arlington Heights • Bartlett • Buffalo Grove • Elk Grove • Hanover Park • Hoffman Estates • Inverness • Mount Prospect
Palatine • Prospect Heights • River Trails • Rolling Meadows • Salt Creek • Schaumburg • South Barrington • Streamwood • Wheeling

3000 West Central Road, Suite 205 • Rolling Meadows, IL 60008 • VOICE 847-392-2848 • FAX 392-2870 • TTY 392-2855 • www.nwsra.org

**INTERGOVERNMENTAL AGREEMENT BETWEEN WHEELING PARK DISTRICT AND
NORTHWEST SPECIAL RECREATION ASSOCIATION FOR DEVELOPMENT
AND LEASE OF A PORTION OF WHEELING PARK DISTRICT COMMUNITY RECREATION CENTER**

This Intergovernmental Agreement (“Agreement”) dated this ___ day of ____, 2019 (the “Effective Date”) is entered into by and between WHEELING PARK DISTRICT (“WPD”), an Illinois unit of local government, 333 W. Dundee Road, Wheeling, Illinois 60090, and NORTHWEST SPECIAL RECREATION ASSOCIATION (“NWSRA”), an Illinois intergovernmental agency, 3000 Central Road, Rolling Meadows, Illinois 60008. WPD and NWSRA are sometimes hereinafter referred to herein jointly as “the Parties” or individually as a “Party”.

WHEREAS, WPD is an Illinois park district created and operating pursuant to the Illinois Park District Code, 70 ILCS 1205 1/1 *et seq.* (the “Park Code”);

WHEREAS, NWSRA is an Illinois intergovernmental agency formed and operating pursuant to Sections 8-10a and 8-10b of the Park Code, and Sections 11-95-13 and 11-95-14 of the Illinois Municipal Code, 65 ILCS 5/1-1 *et seq.*;

WHEREAS, WPD is record owner of fee simple title to real property commonly referred to as the Wheeling Park District Community Recreation Center, located at 100 Community Boulevard, Wheeling, Illinois (the “CRC”);

WHEREAS, NWSRA requires additional recreational program space and desires to contribute to the construction and installation of certain capital improvements to the CRC and thereafter lease a portion of the CRC;

WHEREAS, WPD desires to construct and install certain capital improvements to the CRC in order to lease a portion of the CRC to NWSRA;

WHEREAS, WPD and NWSRA are units of local government as that term is defined in Article VII, Section 1, of the Illinois Constitution of 1970, and public agencies as that term is defined in Section 2 of the Intergovernmental Cooperation Act, 5 ILCS 220/2;

WHEREAS, Article VII, Section 10 of the Illinois Constitution of 1970 provides that units of local government may contract or otherwise associate among themselves to obtain or share services and to exercise, combine or transfer any power or function in any manner not prohibited by law or by ordinance and may use their credit, revenues and other resources to pay costs related to intergovernmental activities;

WHEREAS, the Illinois Intergovernmental Cooperation Act, 5 ILCS 220/1 *et seq.* further provides that any power or powers, privileges, functions, or authority exercised or which may be exercised by a public agency of this State may be exercised, combined, transferred, and enjoyed jointly with any other public agency of this State; and

WHEREAS, Section 10-7 the Park Code permits the WPD to lease a portion of the CRC to NWSRA upon terms and at a price determined by the WPD's Board, for public use, provided the NWSRA covenants to hold and maintain the property for public park or recreational purposes for the duration of the Agreement; and

WHEREAS, WPD and NWSRA have determined that NWSRA's contribution to the construction and installation of capital improvements to the CRC and NWSRA's lease of the CRC, based on the terms and conditions set forth in this Agreement, will mutually benefit both Parties, resulting in enhanced recreational programs and opportunities to their respective patrons.

NOW, THEREFORE, for and in consideration of the mutual promises herein set forth below and other good and valuable consideration, the Parties hereby agree as follows:

1. Incorporation of Recitals

The Parties agree that the recitals are hereby fully incorporated into this Agreement as if set forth in their entirety in this Section 1, and all covenants, terms, conditions, and provisions of this Agreement shall be construed, interpreted, and enforced in accordance therewith.

2. Grant of Lease

For and in consideration of the rents herein reserved and of the covenants and agreements herein contained on the part of NWSRA to be kept, observed and performed, the WPD, by these presents, agrees to lease approximately 2,225 square feet of the CRC as depicted and described in **Exhibit A**, attached to and incorporated into this Agreement by reference ("NWSRA Premises") to NWSRA, "as is, where is," together with reasonable access to the NWSRA Premises at such times as the CRC is open to the public, upon and subject to the terms and conditions herein (the "Lease").

WPD further grants to NWSRA during the Term, as defined in Section 3 of this Agreement, a nonexclusive license to use the parking lot located at the northwest end of the CRC for staff and participant parking and for access to the CRC patio plaza space and the general public locker room.

3. Term

Unless terminated earlier as hereinafter provided, the initial term of this Agreement shall commence upon completion of the Project, as defined in Section 7, (the "Commencement Date"), and shall expire five (5) years from the Commencement Date (the "Term"). Provided NWSRA is not in default hereunder at the end of the Term, the Parties, upon mutual agreement, shall have the option to renew this Agreement for an additional five (5) years ("Renewal Term"). In the event that either Party elects not to renew this Agreement for the Renewal Term, the non-renewing Party shall provide notice to other Party of its intent not to renew at least ninety (90) days prior to the expiration of the Term. Except as may be otherwise agreed to by the Parties

and subject to Section 4 of this Agreement, the Renewal Term shall be upon the same terms and conditions stated in this Agreement.

4. Rent

a. NWSRA agrees to pay to WPD as and for each year of the Term as rent for the NWSRA Premises (the "Rent"), the sum of Thirty Thousand Dollars (\$30,000). For purposes of this Agreement, "Lease Year" shall mean the 365 day period commencing on the Commencement Date or the anniversary thereof. NWSRA shall pay the Rent to WPD as follows:

i. For year one of the Term, NWSRA shall pay to WPD \$15,000 upon the Commencement Date and \$15,000 (6) months thereafter.

ii. For years two through five of the Term, \$15,000 shall be paid to WPD on the annual anniversary date of the Commencement Date and the remaining \$15,000 shall be paid (6) months thereafter.

If the Commencement Date occurred on a day other than the first day of the month, rent escalation and payment shall occur on the first day of the month preceding the anniversary date.

b. In the event the Agreement is renewed for the Renewal Term, NWSRA shall pay to WPD as and for each year of the Renewal Term, an amount equal to the Rent amount paid to WPD in the last year of the Term, increased by three percent (3%). NWSRA shall pay the Rent to WPD for the Renewal Term as follows:

(i) Half of the annual Rent upon the first day of the Renewal Term; and

(ii) Half of the annual Rent every six (6) months thereafter.

If the first day of the Renewal Term occurred on a day other than the first day of the month, payment of the first half of the annual Rent therefor shall occur on the first day of the month preceding the anniversary date.

5. NWSRA Permitted Use

NWSRA warrants, covenants and represents that it will occupy and use the NWSRA Premises solely for public special recreational programs and related administration purposes ("Use Covenant"). NWSRA's right to occupy and use the NWSRA Premises shall automatically revert to WPD if NWSRA knowingly violates the Use Covenant by allowing all or any part of the NWSRA Premises to be used for any purpose other than as provided in the Use Covenant. WPD shall have the right of advance approval of all programs conducted on, and all uses of, the NWSRA Premises, and such approval shall not to be unreasonably withheld or delayed. The Parties shall meet annually on or before a date mutually agreeable to the both Parties during each year of the Term and each year of the Renewal Term to review, and for WPD's approval of, NWSRA's proposed schedule use of the NWSRA Premises. NWSRA shall provide WPD, to the extent possible, advanced written notice of any changes in NWSRA programming approved by WPD. WPD shall retain first priority use of the NWSRA Premises during any days and times the

NWSRA Premises is not used by NWSRA.

6. Maintenance and Repairs

a. NWSRA shall keep and maintain the NWSRA Premises in reasonable, clean and sanitary condition during the Term and any Renewal Term of this Agreement and to the same condition as on the Commencement Date, subject only to ordinary wear and tear. NWSRA shall not perform any repairs on the NWSRA Premises, but shall notify WPD of any repairs needed on the NWSRA Premises and WPD shall perform the repairs in accordance with this Section 6.

b. WPD shall be responsible for performing any necessary repairs to the NWSRA Premises. WPD shall have a right of periodic access (upon giving NWSRA reasonable advance notice, except in the event of emergency or in the event NWSRA's notifies WPD of the need for repairs as provided in Section 6.a) to the NWSRA Premises during the Term or any Renewal Term of this Agreement for the purpose of inspecting and repairing same. If at any time, in the reasonable opinion of WPD, there is a need for maintenance or repair WPD shall have the right to enter upon the NWSRA Premises, and make all such repairs, provided that NWSRA shall reimburse WPD in full for all costs incurred for any repair or restoration work performed by WPD employees or any contractor or vendor engaged by WPD pursuant to this section ("Repair Costs"). WPD will invoice NWSRA for all Repair Costs and NWSRA shall remit payment to WPD within thirty (30) days of receipt of said invoice. Notwithstanding anything to the contrary in this Section 6.b, NWSRA shall not be responsible for any capital repair costs incurred by WPD for the NWSRA Premises. The rights of WPD hereunder are in no way intended to, and shall not be construed to, impose upon WPD any obligation to inspect the NWSRA Premises for any purposes whatsoever or to otherwise be responsible for the safety or habitability of the NWSRA Premises.

c. During the Term and any Renewal Term of this Agreement, WPD shall provide routine maintenance and custodial services ("Maintenance and Custodial Services") to the NWSRA Premises to the standard as currently provided to the areas of the CRC occupied by WPD. WPD shall have the right to enter the NWSRA Premises at reasonable times to perform the Maintenance and Custodial Services.

d. NWSRA will make no alterations in or additions to the NWSRA Premises without first obtaining WPD's written consent, although NWSRA may erect work station dividers in the NWSRA Premises pursuant to plans approved by WPD in advance, which NWSRA shall remove upon termination of this Agreement, and NWSRA shall restore any such rooms to the same condition as existed prior to the Commencement Date, less ordinary wear and tear, at NWSRA's sole cost and expense. In the event NWSRA fails to restore the NWSRA Premises within thirty (30) days after the termination of this Agreement WPD shall have the right to make all such repairs,

provided that NWSRA shall reimburse WPD in full for all Repair Costs. WPD will invoice NWSRA for all Repair Costs and NSWRA shall remit payment to WPD within thirty (30) days of receipt of said invoice.

7. Construction of Improvements to CRC

Prior to or within a reasonable time after the Effective Date, WPD agrees to construct certain improvements to the CRC in order to provide access to and from the NWSRA Premises and within the West/ Northwest Wing of the CRC. The improvements shall include, but not be limited to construction of improvements to the NWSRA Premises, and shall be done in accordance with the plans and specifications attached to and incorporated as part of this Agreement as **Exhibit B** (the "Project"). NWSRA understands and agrees that WPD shall control and make all decisions regarding the construction of the Project and that NWSRA shall have no control or decision making authority regarding the construction of the Project. The Parties acknowledge that WPD shall initially pay for the costs for the construction of the improvements listed in Exhibit B, and NWSRA shall reimburse WPD for all Project costs ("Capital Contribution"); provided NWSRA's payment for the Capital Contribution shall not to exceed \$250,000.00. NWSRA guarantees such reimbursement shall be made either by NWSRA or by the Special Leisure Services Foundation within thirty (30) days upon completion of the Project.

8. Condition of Premises

Except as otherwise specifically provided in this Agreement, WPD has not made, and by grant of the Lease hereunder does not make, any representations with respect to the suitability of the CRC or the NWSRA Premises for any purposes, including but not limited to NWSRA's intended purposes, it being acknowledged and agreed by NWSRA that NWSRA is solely responsible for ascertaining all conditions affecting the CRC and the NWSRA Premises prior to its execution of this Agreement. NWSRA shall, upon the termination of this Agreement by expiration or otherwise, return the NWSRA Premises to WPD in as good condition as when received, ordinary wear and tear excepted. In the event the NWSRA Premises requires repair or restoration work upon termination of this Agreement, WPD shall perform all such repair and restoration, provided that NWSRA shall reimburse WPD in full for all Repair Costs. WPD will invoice NWSRA for all Repair Costs and NSWRA shall remit payment to WPD within thirty (30) days of receipt of said invoice.

9. Utilities

WPD shall provide, at its cost, electricity, water, sewer and gas to the NWSRA Premises.

10. Taxes

As of the Effective Date, the CRC is exempt from real estate and other taxes by virtue of WPD's status as a unit of local government. WPD agrees to use reasonable efforts to cooperate with NWSRA to maintain such exemption. NWSRA shall be solely responsible for, and hereby indemnifies and holds WPD harmless against and from, all costs, taxes, charges and expenses, including without limitation any permits, special assessments, real estate, personal property, or other tax, fine or penalty, which arise out of NWSRA's use of the NWSRA Premises, or any other part of the CRC, its exercise of the privileges, or its performance or non-performance of its obligations, under this Agreement. In the event any real estate, leasehold, use, personal property or other taxes or charges of any kind are levied or assessed against CRC or any portion thereof, including the NWSRA Premises, or improvement thereon, or against WPD, by reason of the existence of this Agreement or NWSRA's use of all or any part of the CRC, including the NWSRA Premises, or any improvement thereon, NWSRA shall pay promptly all such taxes or charges. WPD shall send to NWSRA a copy of any tax bill or notice of assessment which WPD receives within a reasonable period of time after WPD's receipt of same, but in no event later than thirty (30) days prior to the deadline date for filing any protest or objection thereto or making any payment thereon (unless WPD does not receive any such notice or bill within thirty (30) days prior to the deadline date, in which case WPD shall provide a copy of the notice or bill within five (5) business days after its receipt). NWSRA, in its own name or in the name of WPD, if necessary, shall have the right at its sole cost and expense to contest the imposition and/or amount of all taxes, assessments, and charges, but the pendency of such contest shall not affect NWSRA's obligations under this paragraph. In addition to the foregoing, in the event the CRC or the NWSRA Premises is determined to be subject to taxes as the result of this Agreement or the activities conducted by NWSRA thereon, WPD may terminate this Agreement. In such event WPD shall return to NWSRA an amount equal to the Rent divided by 365 and multiplied by the number of days that would have been remaining in the Term or Renewal Term until the anniversary date of the Agreement; provided however that WPD shall be permitted to withhold such payment until evidence of NWSRA's payment of the tax assessed is received by WPD.

11. Insurance

Both WPD and NWSRA are members of the Park District Risk Management Agency ("PDRMA") and acknowledge that the coverage provided by PDRMA is acceptable to each of them with respect to the obligations of the other hereunder. In the event that one Party ceases to be a member of PDRMA ("non-PDRMA Party"), the other Party may continue to provide insurance coverage through PDRMA, and such coverage shall be acceptable to the non-PDRMA Party. If both Parties cease to be a member of PDRMA, the Parties will renegotiate a replacement provision for reasonably acceptable insurance through private carriers or other self-insurance risk pools.

12. Indemnification

To the fullest extent permitted by law, each Party shall indemnify, defend and hold harmless the other Party, its board of trustees or commissioners as applicable, individual board members, its elected and appointed officers, officials, employees, administrators, volunteers and agents

(collectively, the “Indemnitees”), from and against any and all claims, damages, losses and expenses, including but not limited to legal fees (attorneys’ and paralegals’ fees and court costs), incurred by any of the Indemnitees for injuries to persons or for damage, destruction or theft of property arising out of or resulting from any activity, act or omission of the indemnifying Party, or of any employee, agent, affiliate, vendor, co-sponsor, invitee, contractor, student or volunteer of the indemnifying Party (the indemnifying Party and each and every such other person being hereinafter individually and collectively referred to as the “Indemnitor”), but only to the extent caused in whole or in part by any wrongful or negligent act or omission of the Indemnitor. Similarly, each Party shall indemnify, defend and hold harmless the Indemnitees from and against any and all claims, damages, losses and expenses, including but not limited to legal fees (attorneys’ and paralegals’ fees and court costs), incurred by any of the Indemnitees by reason of the Indemnitor's breach of any of its obligations under this Agreement.

13. Supervision

Neither Party shall have any responsibility whatsoever for supervising the other Party’s programs or activities, or supervising the other Party’s employees, agents, volunteers, invitees, or affiliates. Each Party acknowledges and assumes complete responsibility for its employees, agents or volunteers used to supervise its activities hereunder.

14. No Liability

WPD is not responsible or liable for any injury, damages, loss or costs sustained or incurred by any person including, without limitation, NWSRA’s employees, or for any damage to, destruction, theft or misappropriation of any property, relating in any way, directly or indirectly, to the Lease or NWSRA’s operations under this Agreement. WPD is not liable for acts or omissions of NWSRA or any of the NWSRA’s employees, contractor’s agents or other persons purporting to act at the direction or request, on behalf, or with the implied or actual consent, of NWSRA.

15. Damage to NWSRA Premises

Except to the extent caused by an act or omission of NWSRA, its officials, employees, agents or invitees, NWSRA shall not be responsible for damage to the NWSRA Premises resulting from fire, explosion or other casualty, but shall remain responsible for all NWSRA contents therein. Except as provided herein, WPD shall be responsible for all damages to the CRC (including the portion constituting the NWSRA Premises) resulting from fire, explosion or other casualty and shall take all reasonable steps to promptly restore said property to its condition prior to said casualty. Each Party shall promptly submit claims to PDRMA and shall cooperate with PDRMA and each other.

16. Termination.

a. This Agreement may be terminated immediately by either Party in the event of the other Party’s material breach of any of its obligations under this Agreement, provided that the breaching Party has failed to cure any such breach within thirty (30) days after receiving written

notice of same from the non-breaching Party. If the nature of the breach is such that it cannot be cured within said thirty (30) day period, the breaching Party shall be deemed to have cured same if, within said thirty (30) day period, the breaching Party commences and diligently pursues such cure and thereafter completes same within such time as is reasonable under the circumstances.

b. Notwithstanding the foregoing, in the event of a material breach by NWSRA involving the payment of Rent, or involving health or safety or its failure to be a member of PDRMA (or obtain substitute insurance as provided herein), WPD may, at its option and in its sole discretion, following ten (10) days prior written notice, during which time NWSRA may cure such breach, declare this Agreement terminated, whereupon WPD may repossess the NWSRA Premises without further notice to NSWRA. Upon such termination, NWSRA shall not be entitled to return of any prepaid rents, all of which shall be deemed liquidated damages with respect to potential loss of Rents due to inability to secure a suitable replacement tenant. WPD shall also, upon termination as provided in this Section 16, retain the right to pursue any and all other remedies with respect to all other losses, including but not limited to costs of repair of the NWSRA Premises.

c. Notwithstanding any provision of this Agreement to the contrary, either Party may terminate this Agreement at any time, and for any reason within the terminating Party’s sole discretion, by providing written notice to the other Party at least twelve (12) months prior to the effective date of termination (“Termination for Convenience”). Upon such Termination for Convenience, the following provisions of this Agreement shall survive and remain enforceable: Section 12(Indemnification), and Sections 17 through 30. Within One Hundred and Twenty (120) days after Termination for Convenience by WPD, WPD shall refund to NWSRA the following portion of the Capital Contribution:

Effective Date of Termination	Prorated Refund Amount
In year 1	80%
In year 2	60%
In year 3	40%
In year 4	20%
In year 5	0%

NWSRA shall not be entitled to any return of its Capital Contribution upon NWSRA's Termination for Convenience.

d. Upon termination of this Agreement for any reason, WPD shall repair and restore the NWSRA Premises and NWSRA shall be responsible for the costs of such repair and restoration work in accordance with Section 8 of this Agreement.

17. No Waiver of Tort Immunity Defenses.

Nothing contained in this Agreement is intended to constitute nor shall constitute a waiver of the rights, privileges, defenses, and immunities provided or available to either Party under the Illinois Local Governmental and Governmental Employees Tort Immunity Act with respect to claims by third parties.

18. Notice.

Notices shall be deemed properly given hereunder if in writing and either hand delivered or sent by United States certified mail, return receipt requested, postage prepaid, or by fax or email transmission with the sending Party retaining confirmation of receipt, to the Parties at their respective addresses provided below, or as either Party may otherwise direct in writing to the other Party from time to time:

If to WPD: Wheeling Park District
 333 W. Dundee Road
 Wheeling, IL 60090
 Attn: Executive Director
 Email: jbuchs@wheelingparkdistrict.com
 Fax: (847) 537-2504

If to NWSRA: Northwest Special Recreation Association
 3000 Central Road
 Rolling Meadows, IL 60008
 Attn: Executive Director
 Email:
 Fax:

Notices sent by certified mail shall be deemed delivered the second business day following deposit in the mail, notices hand delivered shall be deemed given on the date of delivery, and notices sent by fax or email transmission shall be deemed given on the date of transmission if between 9:00 AM and 5:00 PM on a business day, or, if later, the next business day.

19. Compliance with Laws.

The Parties shall comply with all applicable federal, state, county, and local statutes, ordinances, rules, regulations, and codes.

20. Relationship of the Parties.

Nothing in this Agreement shall be deemed to create any joint venture or partnership between the Parties. Neither WPD nor NWSRA shall have the power to bind or obligate the other except as to the extent expressly set forth in this Agreement.

21. No Third Party Beneficiaries.

Notwithstanding any provision herein to the contrary, this Agreement is entered into solely for the benefit of the contracting Parties, and nothing in this Agreement is intended, either expressly or impliedly, to provide any right or benefit of any kind whatsoever to any person or entity who is not a Party to this Agreement or to acknowledge, establish or impose any legal duty to any third party. No claim as a third party beneficiary under this Agreement by any person, firm, or corporation shall be made or be valid against WPD and/or NWSRA.

22. No Implied Waiver.

No waiver of any rights which either Party has in the event of any default or breach by the other Party under this Agreement shall be implied from the non-breaching Party's failure to take any action on any such breach or default and no express waiver shall affect any breach or default other than the breach or default specified in the express waiver and then only for the time and to the extent therein stated.

23. No Assignment.

NWSRA, without prior written consent by WPD, which said consent may be granted or withheld in WPD's sole discretion, shall not assign this Lease or any interest hereunder, shall not sublet the NWSRA Premises or any part thereof, and shall not permit the use of the NWSRA Premises by any parties other than NWSRA, its employees, agents and invitees.

24. Remedies Cumulative

No remedy made available by any of the provisions of this Agreement is intended to be exclusive of any other remedy, and each and every remedy shall be cumulative and shall be in addition to every other remedy given hereunder or now or hereafter existing at law or in equity.

25. Entire Agreement; Modifications.

This Agreement constitutes the entire agreement of the Parties with respect to the matters contained herein, and this Agreement supersedes any and all prior agreements and understandings, whether written or oral, formal or informal. Any modifications to this

Agreement must be in writing, signed by both Parties, and dated on or subsequent to the date hereof.

26. Authority.

The individual officers of WPD and NWSRA who have executed this Agreement represent and warrant that they have the full power and lawful authority to execute this Agreement and perform and fulfill the obligations and responsibilities contemplated hereunder on behalf of and in the name of their respective governing boards.

27. Successor.

It is the intention of each Party hereto that this Agreement and each and every provision shall be binding on its successors.

28. Multiple Counterparts.

This Agreement may be executed in multiple counterparts, each of which shall, for all purposes, constitute a duplicate original.

29. Governing Law.

This Agreement shall be governed and construed in accordance with the laws of the State of Illinois. Any suit or action arising under this Agreement shall be commenced in the Circuit Court of Cook County, Illinois.

30. Heading.

The various headings used in this Agreement as headings for sections or otherwise are for convenience only and shall not be used in interpreting the text of the section in which they appear.

IN WITNESS WHEREOF, each of the Parties has caused this Agreement to be executed by a duly authorized officer thereof as of the Effective Date.

WHEELING PARK DISTRICT

NORTHWEST SPECIAL RECREATION ASSOCIATION

By: _____
Sue Stein, President

By: _____

ATTEST:

ATTEST:

Jan Buchs, Secretary

Exhibit A

NWSRA Premises

Description of NWSRA Premises

WPD hereby leases to NWSRA approximately 2,225 square feet of the CRC consisting of the following: Activity Rooms 102, 103 and Indoor Pool Guard office in Room 103, Preschool Hall Storage Closet, and the Preschool Teacher Office located on the west/northwest side of the CRC.

[Depiction of Leased Premise]

811584v8



84 sq. ft.

96 sq. ft.

**Wheeling Park District
CRC Building - 1st Floor
Carpeted Areas**

ODrawings\Heritage\CRC1st\FirCarpetareas07.dwg

Exhibit B

NWSRA Programming Space at Wheeling Park District

Non-carpeted flooring, paint and lighting would be consistent with Wheeling Community Center renovations.

Room 103

- Remove toilet and sink in bathroom (will be used for a music space)
- Raise sink and countertops outside of bathroom to standard height, ability to have open space under sink for use by those who use wheelchairs
- Remove cabinets above sink, add new ones

Room 103 Office

- Ventilation in office leading out to pool deck

Room 102

- Remove toilet and sink (this will be used as a storage area)
- Raise sink and countertops outside of bathroom to standard height, ability to have open space under sink for use by those who use wheelchairs
- Remove cabinets above sink, add new ones

Parking Lot & Entrance Ways

Parking Lot located to the northwest end of the Community Recreation Center

- Accessible spaces added closest to the walk way
- Curb cuts updated

Drop Off/Loading Zone

- Curb cuts updated

Outside Entrance Door

- Accessible switch to both entrances

Inside Main Hallway Door off Lobby Area

- Accessible switch to preschool entrance doors

Patio Area

- Removal of playground
- Area built in for sensory garden
- Sitting area created

Preschool Teachers Office

- Window taken out and replaced with wall

Hallway Storage Room

- Made into a 1 stall accessible bathroom

Hallway

- Removal of cubbies

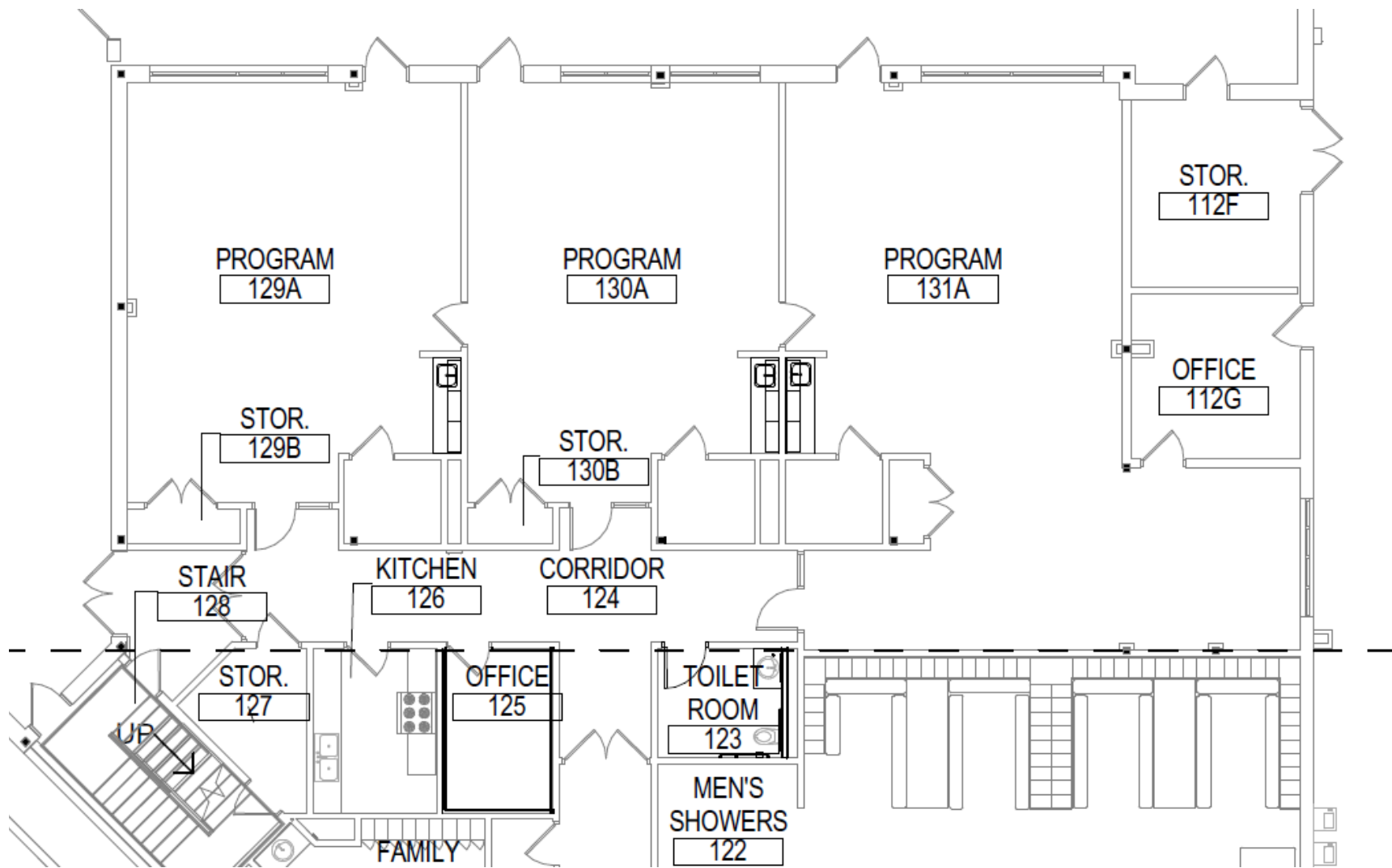
Electrical Outlet installation

- Install electrical outlets into rooms (locations TBD)

Cat 6 or Cat 6e cable installation

- Install Cat 6 or Cat 6e cable into rooms (locations TBD)

811614v2



X. Information /Action Items

[Return to home](#)

To: Jay Morgan, Chair
From: Tracey Crawford, NWSRA Executive Director
Re: Employee Reimbursement Policy
Date: March 20, 2019

As of January 1, 2019 the Illinois Wage Payment and Collection Act (IWPCA) went into effect for all Illinois employers. This act gives employees the ability to request reimbursement for any work related expense from their employer. The act does provide a provision to employers which includes the need for a policy. Employers that have a written policy on what is reimbursable and what is not, overrides the ability for employees to request reimbursement on any work related expense.

Due to this provision, NWSRA developed a reimbursement policy related to how data and electronic devices can be used within NWSRA. Attached is the newly created policy that will be added to the NWSRA Employee Manual.

Motion: To approve the new Employee Reimbursement Policy as presented.

Employee Reimbursement Policy

In accordance with the Illinois Wage Payment and Collection Act, NWSRA has implemented the following policy for all Northwest Special Recreation Association – NWSRA employees.

NWSRA has identified certain positions as having job responsibilities that require work on digital devices outside of NWSRA locations. For the identified positions below, NWSRA will provide a monthly stipend to cover all costs related to working on personal devices outside of NWSRA locations. Remote access to perform work functions will be available to employees within these identified positions.

Administrative	Managers	Coordinators
Superintendent of Communications & IT	Administrative Manager	Events Coordinator
Superintendent of Development	Foundation Manager	Support Services Coordinators
Superintendent of Administrative Services	Accounting Manager	Inclusion Coordinators
Superintendent of Recreation	Manager of Support Services	Collaboratives Coordinators
Superintendent of Recreation	Manager of Inclusion Services	STAR Coordinator
	Manager of Special Recreation (Collaboratives)	
	Manager of Special Recreation (Day Camp)	
	Manager of Special Recreation (Athletics)	
	Sr. Manager of Special Recreation	

NWSRA promotes all employees maintaining a comfortable work/life balance. Employees who receive the stipend and have remote access are encouraged to limit their time working outside of NWSRA locations and work hours. Outside hours should be used for immediate work needs or emergency situations.

All employees not listed above, do not have the ability to work on digital or personal devices outside of NWSRA locations. To work outside of an NWSRA location, employees are required to obtain prior approval from a Superintendent or the Executive Director and must request and use agency-provided devices.

Reimbursement for use of devices outside of a NWSRA location or personal devices will be denied, if the above policy is violated in any way.

To: NWSRA Board of Trustees
From: Tracey Crawford, Executive Director
Re: Legislative Update
Date: March 7, 2019

Following for your review is information related to the unique impact of the minimum wage increase on SRA's. Included is an e-mail drafted to Jason Anselment from IAPD regarding this impact, as well as information from www.theydeservemore.com on House Bill 2148 and Senate Bill 1148, which would increase the wages Direct Service Provider (DSP) by a rate of \$5.25 above the highest applicable minimum wage by July 2019, and at least \$6.75 per hour above the highest applicable minimum wage by July 2021.

To: NWSRA Board of Trustees
From: Tracey Crawford, Executive Director
Re: Legislative Update
Date: March 7, 2019

In February, staff attended a Legislative Breakfast hosted by the Schaumburg Park District, which included a conversation regarding the impact of the new minimum wage increase. Through the course of the conversations, it was evident that there needed to be increased communication to IAPD on how the minimum wage increase uniquely affects Special Recreation Associations, including:

- Increasing numbers of diagnoses, and therefore increased number of participants, requiring more staff
- Increasing numbers of diagnoses of individuals with multiple needs, requiring more staff
- Increased competition for staff by organizations that provide services for individuals with disabilities
- A lack of available funding sources to subsidize the unfunded mandate of the wage increase:

The following e-mail was sent to Jason Anselment at IAPD to provide clarification on the unique impacts on Special Recreation Associations.

Also included for your review is information from www.theydeservemore.com on House Bill 2148 and Senate Bill 1148, which would increase the wages Direct Service Provider (DSP) by a rate of \$5.25 above the highest applicable minimum wage by July 2019, and at least \$6.75 per hour above the highest applicable minimum wage by July 2021. If these Bills were to pass, NWSRA would be competing for staff against other organizations with the ability pay \$21.75/hour for their DSP's.

E-mail Sent to Jason Anselment (IAPD) on March 1, 2019

Hi Jason,

It was great seeing you last Saturday at the Legislative Breakfast! Tracey and I discussed the impact of the minimum wage increase on NWSRA, and following are the major points of our discussions:

Special Recreation Association Budget:

- Special Recreation Associations only have one operating budget that includes all operating and capital expenditures, unlike Park Districts that have several Funds (General, Recreation, IMRF/Retirement, etc.). When an expenditure in a certain line item increases, there is no opportunity for SRA's to move revenue between Funds to subsidize the increased line item.
 - Following is the breakdown of the NWSRA budget:
 - Member District Assessments: 75.19%
 - Program Fees: 10.79%
 - SLSF Grant Contributions: 6.57%
 - Non Program Revenue: 2.76%
 - Reserve Transfer: 2.73%
 - Interest/Other 1.42%

Grant funding:

- Any grant funding from State of Illinois Departments would be reflected within the SLSF Grant Contributions line item.
 - At this time, the only grant received from any State Department is the Illinois Department of Transportation. This is a grant of an accessible vehicle, valued at approximately \$65,000/year.
 - In addition, as Special Recreation Associations rely on the use of Member Park District and community organization facilities, available grants such as OSLAD and PARC are not applicable to Special Recreation Associations at this time.
- To the best of our knowledge, there are no existing State-funded grants that would assist Special Recreation Associations in subsidizing the increased cost of the unfunded minimum wage mandate.

SRA Programming

Park Districts and SRA's strive to deliver safe, effective programming. Due to the unique needs of the participants served, SRA's must hire more staff to serve a closer staff to participant ratio than Park Districts. In addition, as the diagnoses of individuals with Autism, Seniors with multiple needs and others continue to rise, there is an additional financial strain on SRA's to hire more staff to accommodate more individuals with even greater needs. With the additional financial strain, the ADA does not allow Special Recreation Associations to charge a higher fee than similar recreational programs such as Park District programs that do not require as many staff. Following are some statistics for your use:

- Research shows that 8 to 10 percent of American children under 18 years of age have some type of learning disability.^[1]
- Since the 1970s, the percentage of children and youth ages 2 to 19 years who are obese has tripled.^[2]
- Approximately 1 in 5 individuals in your community have a disability^[3]
- The Autism rate in children has risen to 1 in 68, reflecting a 30% increase over the past two years^[4]
- Over 79% of individuals with disabilities reported barriers to physical activity in spite of legislative requirements and existing accommodations.^[5]
- More than 21 million working age adults (18-64 years of age) in the U.S. have a disability, and nearly half of them get no aerobic physical activity. These individuals are 50% more likely than their active peers to have a chronic disease such as cancer, diabetes, stroke, or heart disease.^[6]
- According to a recent study among children with Cerebral Palsy, 8% had an autism spectrum disorder and 35% had epilepsy, representing multiple diagnoses.^[7]
- 44% of adults with disabilities received a recommendation from a health professional for physical activity in the past 12 months.^[8]

Impact of Unfunded Minimum Wage Mandate

- Following is a breakdown of how the minimum wage increase will affect NWSRA over the next 5 years:
 - Number of PT staff in 2018: 484
 - Base hourly wage: \$10.00
 - Total number of hours worked by PT Staff in 2018: 73,884.75

As our current base rate of pay is \$10.00/hr., the impact of the minimum wage will be felt beginning in 2021. The table on the following page shows the financial impact of each year’s increase versus our current budget.

Year	Minimum Wage Amount	Increased Annual Financial Responsibility to NWSRA
2021	\$11.00	\$73,884.75
2022	\$12.00	\$147,769.50

^[1] National Institute of Neurological Disorders and Stroke: <http://www.ninds.nih.gov/disorders/learningdisabilities/learningdisabilities.htm>

^[2] Active Living Research: <http://activelivingresearch.org>

^[3] US Census: <http://www.census.gov/newsroom/releases/archives/miscellaneous/cb12-134.html>

^[4] CNN.com: <http://www.cnn.com/2014/03/27/health/cdc-autism/index.html>

^[5] Corinne E. Kirchner, PhD, Elaine G. Gerber, PhD, Brooke C. Smith, Med. Designed to Deter: Community Barriers to Physical Activity for People with Visual or Motor Impairments. American Journal of Preventative Medicine.

^[6] Active Living Research: <http://activelivingresearch.org/blog/2014/05/adults-disabilities-physical-activity-everyone>

^[7] National Center for Biotechnology Information: <http://www.ncbi.nlm.nih.gov/pubmed/21273041>

^[8] Centers for Disease Control and Prevention: http://www.cdc.gov/mmwr/preview/mmwrhtml/mm6318a5.htm?s_cid=mm6318a5_w

2023	\$13.00	\$221,654.25
2024	\$14.00	\$295,539.00
2025	\$15.00	\$369,423.75

This financial projection is based on the assumption that the number of staff hours will remain consistent as in 2018. However, due to the increased needs of participants and expanding programming needs, these numbers are likely to increase.

Over the 10 years following the full implementation of the minimum wage to \$15.00, NWSRA anticipates a total of \$3,694,237.50 in financial responsibility to cover the part time staff costs.

Considerations for SRA’s:

Due to the unique programs and services provided, in conjunction with how SRA’s are funded, the following considerations should be made:

- Increasing numbers of diagnoses, and therefore increased number of participants, requiring more staff
- Increasing numbers of diagnoses of individuals with multiple needs, requiring more staff
 - This also means an increase in individuals that require accommodations based on the Americans with Disabilities Act, resulting in cost increases
- Increased competition for staff by organizations that provide services for individuals with disabilities
- A lack of available funding sources to subsidize the unfunded mandate of the wage increase:
 - No ability to levy funds
 - SRA’s only have one budget that includes all revenues and expenses
 - Highly limited access to State grant funding
 - No access to State funding that many State agencies receive, such as reimbursements for Direct Service Personnel and 1:1 staff to participant ratio reimbursements
 - Families of an individual with a disability typically have higher expenses such as medical care, therapy, transportation and more. In addition, over 23,000 individuals on the Prioritization of Urgency of Need for Services (PUNS) list to receive Medicaid Waiver funding, illustrating the lack of support available. Due to a lack of disposable income, it is not feasible for these families to pay higher fees for SRA recreational programs.

It is my hope to increase awareness of how the minimum wage increase impacts NWSRA, as well as SRA’s throughout the state due to our unique position. Thank you for your time and we look forward to hearing from you!

PEOPLE WITH DISABILITIES DESERVE MORE IN ILLINOIS

Over the last decade, people with disabilities have increasingly moved to community-based settings that provide daily life skills, support active engagement in the community, and foster an independent and safe environment.

Direct support professionals (DSPs) are the trained staff who provide that dedicated care and support, greatly enhancing the quality of life for people in their care.

Despite the life-changing work and impact DSPs provide to the wonderful people they serve, **they earn wages that place them below the poverty level** which has caused a staffing crisis in Illinois, as so many of them reluctantly leave for other opportunities with higher pay so they can support their own families.

The critical shortage of DSPs is threatening the ability of non-profit community providers to meet the needs of thousands of Illinois residents who live in these settings.

People with disabilities deserve the opportunity to lead a full, meaningful life. But they must have support for everything from eating, bathing and administering medication to job and life-skills training.

That support comes from **DSPs whose starting wages, on average, are now just \$10.49 per hour, according to the most recent National Core Indicators Staff Stability Survey.**

They Deserve More works to ensure that people with intellectual and developmental disabilities throughout the state get the services they deserve...by fighting for better wages for DSPs who care for them.

After nearly a decade with nothing from the state, two small raises were achieved totaling an additional \$1.25 per hour.

Support Senate Bill 1148 and House Bill 2148: Provide livable wages for DSPs

While this was a step in the right direction, much more is needed to ensure that the state fulfills its critical obligation so people with disabilities have access to the quality care and opportunities they deserve.

Anticipated minimum wage increases, which are important and necessary, will make the problem even more challenging – when you can make \$15 an hour at Amazon, it's sadly an easy choice. Caring, compassionate people who want to do this important work simply cannot afford to.

Funding is critical in order to support administrative and operational expenses of homes and programs for people with disabilities. However, the state of Illinois has not taken into consideration the rise of inflation and cost of doing business for more than 15 years.

Children and adults with disabilities and their families now face constant change and uncertainty. And worse – it can be dangerous, even life-threatening, when there isn't enough staff. More and more providers are forced to shut down programs and turn people away who need and deserve support.

We call on state leaders to make the needs of individuals with intellectual and developmental disabilities a top priority. People with disabilities deserve more – they need caregivers who earn at least a living wage.

THE DIRECT SUPPORT PROFESSIONAL (DSP) CRISIS

People with disabilities are suffering



49%

Illinois' full-time DSP vacancy rate is 14.6% – 49% higher than the National Core Indicators average of 9.8%.



50%

Turnover rate of direct support professionals in Illinois in the last year based on a national survey.



0%

Cost of doing business adjustments over 11 years compared to an 18% increase in the rate of inflation in Illinois.



27,000

Children and adults with developmental disabilities who depend on services.

Hundreds of Thousands

Parents, siblings, family members of children and adults with developmental disabilities who rely on DSPs to care for and support their loved ones.

Illinois is way behind

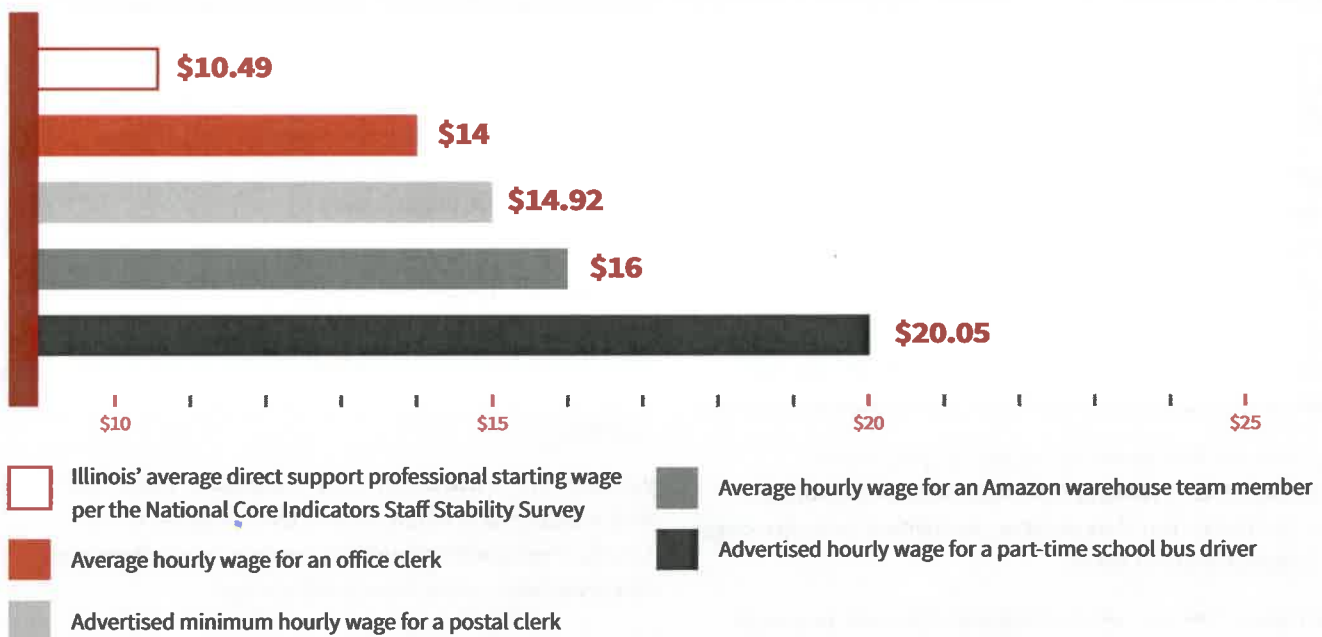


Illinois' rank among states for spending commitment for people with disabilities.

\$1.25

Wage increase that DSPs received in the last two state budgets – far from keeping up with rate of inflation.

DSP wages are not competitive



Date: March 20, 2019
To: Jay Morgan, Chair
From: Tracey Crawford, Executive Director
Re: Tri-Annual Member District Assessment Review

In 2013, a Task Force was created to review the Member District Assessment (MDA) formula for NWSRA. The formula is used to determine and calculate the Annual Member District Assessment to assist in funding the operations of NWSRA.

The Task Force conducted a thorough review, analysis and healthy debate over each scenario and option presented, as well as the related moving parts, layers and implications that surfaced with each scenario. After careful deliberate discussion and consideration, the consensus of the Task Force was to recommend the following formula to be used to calculate the MDA for the next three years. The current formula uses a ratio of 75% Equalized Assessed Property Evaluation (EAV) and 25% audited Gross Population numbers within the corporate boundaries of each Member District. Member Districts set their own levy levels up to \$.04 to cover their portion of the MDA plus any section 5/8 improvement funds they have scheduled.

Upon the last formula review the NWSRA Board approved a formula change to add a 2% floor and a 2% ceiling to create balance to the existing formula. The Board also approved the recommended changes to the current by-laws regarding Annual Assessment Formula review and added provisions Section 11; Sub-sections B1 and B2 as follows:

B1

The Board of Trustees reserves the right to waive the assessment review process at the end of the three years, without objection from any Member District, if the current total Annual Assessment Formula is considered valid and in the best interest of the Association. Such right if exercised by any member shall extend the need to review for an additional three years.

B2

If at any time the Board of Trustees determine that the current total Annual Assessment Formula has become obsolete or not in the best interest of the Association due to unforeseen and extraordinary circumstances, they may elect to set forth a special re-assessment to the total Annual Assessment Formula, by a majority vote of the Member Districts, and such determination shall take affect at the subsequent tax levy cycle.

The formula and the recommended bylaw amendments were unanimously approved at the May 22, 2013 NWSRA Board Meeting. In July 2016 another Tri-Annual Assessment Review was conducted and no changes were recommended.

It is now time to conduct another Tri-Annual Assessment Review for the date range of March 2019 to March 2022.

The current formula includes:

- A ratio of 75% Equalized Assessed Property Evaluation (EAV) and 25% audited Gross Population numbers within the corporate boundaries of each Member District.
- With a 2% floor and a 2% ceiling

Staff would like the board to consider the two minimum wage laws that could significantly impact the NWSRA budget over the next four years:

- The Legislation that was approved to raise the State of Illinois minimum wage to \$15 an hour by the year 2025.
- If approved, Senate Bill 1148 and House Bill 2148 would increase the Direct Service Providers (DSP) wages by a rate of \$5.25 per hour above the highest applicable minimum wage by July 2019 and at least \$6.75 per hour above the highest applicable minimum wage by 2021.

If these bills were to pass, NWSRA would be competing for staff with State funded organizations that hire employees to work with individuals with disabilities at a rate of \$21.75 per hour.

At this time staff recommends:

- Approving the existing MDAA formula for the Fiscal Year of 2019-2020. This will allow the staff time to analyze the statically and financial data that will impact the budget for 2020 based on both minimum wage laws and present the finding to the Finance Committee in November 2019.
- Appoint a Task Force to review the MDAA formula per Section 11 Articles of Agreement and By-laws. The Task Force will met during the period of November 2019 until May 2020. The recommendations of the Task Force will brought to the May 2020 Board meeting for approval.

Motion: Motion to approve the above staff recommendations.



2019

Member

District Annual

Assessments

NORTHWEST SPECIAL RECREATION ASSOCIATION
MDAA 2019
AT
1% CEILING

Member Park District	2017 E.A.V.*	% of Total EAV	75% of total MDAAA	Gross Population	% of Total Population	25% of total MDAAA	2019 Proposed MDAA	% of Total MDAA
Arlington Heights	2,827,099,756	13.61%	436,787.16	75,101	11.70%	125,075.51	561,862.67	13.1%
Bartlett	1,122,580,528	5.41%	173,438.79	41,208	6.42%	68,629.07	242,067.86	5.7%
Buffalo Grove	1,638,050,751	7.89%	253,078.98	41,496	6.46%	69,108.71	322,187.69	7.5%
Elk Grove	1,645,840,479	7.93%	254,282.50	32,931	5.13%	54,844.30	309,126.79	7.2%
Hanover Park	544,062,308	2.62%	84,057.67	38,044	5.92%	63,359.64	147,417.32	3.4%
Hoffman Estates	1,425,444,338	6.86%	220,231.28	51,895	8.08%	86,427.52	306,658.80	7.2%
Inverness	236,405,429	1.14%	36,524.66	3,800	0.59%	6,328.64	42,853.30	1.0%
Mt. Prospect	1,667,332,206	8.03%	257,602.97	54,771	8.53%	91,217.30	348,820.27	8.2%
Palatine	2,242,622,472	10.80%	346,485.37	83,000	12.93%	138,230.74	484,716.11	11.3%
Prospect Heights	353,599,937	1.70%	54,631.22	15,000	2.34%	24,981.46	79,612.68	1.9%
River Trails	491,828,445	2.37%	75,987.54	16,855	2.62%	28,070.83	104,058.37	2.4%
Rolling Meadows	639,643,910	3.08%	98,825.04	20,000	3.11%	33,308.61	132,133.65	3.1%
Salt Creek	170,634,521	0.82%	26,363.05	6,300	0.98%	10,492.21	36,855.26	0.9%
Schaumburg	3,520,997,988	16.96%	543,994.50	74,227	11.56%	123,619.92	667,614.42	15.6%
South Barrington	492,251,559	2.37%	76,052.91	4,700	0.73%	7,827.52	83,880.43	2.0%
Streamwood	730,677,142	3.52%	112,889.68	39,978	6.23%	66,580.59	179,470.27	4.2%
Wheeling	1,015,635,067	4.89%	156,915.71	42,800	6.67%	71,280.43	228,196.14	5.3%
Total	20,764,706,836	100%	3,208,149.02	642,106	100%	1,069,383.01	4,277,532.03	100.0%

*The 2017 EAV is the most current available.

**2018 MDAA	4,235,180.23	1.0%	42,351.80	4,277,532.03
2018 MDAA Budget			Change in value	TOTAL
				4,277,532.03

The computations are completed using the 75% EAV and 25% Population for each Park District's individual contribution, and 2% floor/ceiling for the total MDAA contribution.

2019	4,277,532.03
2018	(4,235,180.23)
Increase	42,351.80

NWSRA MEMBER DISTRICTS
2016/2017 E.A.V. USED FOR 2018/2019 MDAA CALCULATIONS

MEMBER PARK DISTRICT	2016 E.A.V. For 2018 MDAA	2017 E.A.V. For 2019 MDAA	INCREASE (DECREASE)	% Incr/Decr
Arlington Heights	2,780,203,080	2,827,099,756	46,896,676	1.7%
Bartlett	1,092,339,852	1,122,580,528	30,240,676	2.8%
Buffalo Grove	1,592,391,377	1,638,050,751	45,659,374	2.9%
Elk Grove	1,639,632,290	1,645,840,479	6,208,189	0.4%
Hanover Park	519,950,824	544,062,308	24,111,484	4.6%
Hoffman Estates	1,408,437,259	1,425,444,338	17,007,079	1.2%
Inverness	232,487,518	236,405,429	3,917,911	1.7%
Mt. Prospect	1,653,232,361	1,667,332,206	14,099,845	0.9%
Palatine	2,243,923,289	2,242,622,472	(1,300,817)	-0.1%
Prospect Heights	347,542,607	353,599,937	6,057,330	1.7%
River Trails	489,017,516	491,828,445	2,810,929	0.6%
Rolling Meadows	627,341,196	639,643,910	12,302,714	2.0%
Salt Creek	166,090,135	170,634,521	4,544,386	2.7%
Schaumburg	3,470,645,220	3,520,997,988	50,352,768	1.5%
South Barrington	475,298,086	492,251,559	16,953,473	3.6%
Streamwood	734,945,643	730,677,142	(4,268,501)	-0.6%
Wheeling	1,001,513,068	1,015,635,067	14,121,999	1.4%
Total E.A.V.	20,474,991,321	20,764,706,836	289,715,515	1.4%

3,176,385.17 Prior year EAV allocation base
101.4% EAV Increase

3,221,330.15 Allocation Base for 75% EVA Change

NORTHWEST SPECIAL RECREATION ASSOCIATION
MEMBER DISTRICT ANNUAL ASSESSMENTS
COMPARISON 2018 - 2019
@ 1% increase

Member District	2018 Assessments at 2% ceiling	2019 WITH 1% ceiling	Increase (Decrease) with 1% ceiling	Increase (Decrease) with 1% ceiling
Arlington Heights	554,355.97	561,862.67	7,506.70	1.4%
Bartlett	236,977.41	242,067.86	5,090.45	2.1%
Buffalo Grove	315,383.53	322,187.69	6,804.16	2.2%
Elk Grove	308,823.07	309,126.79	303.72	0.1%
Hanover Park	144,031.34	147,417.32	3,385.97	2.4%
Hoffman Estates	303,525.29	306,658.80	3,133.50	1.0%
Inverness	42,293.05	42,853.30	560.25	1.3%
Mt. Prospect	349,905.18	348,820.27	(1,084.91)	-0.3%
Palatine	484,102.42	484,716.11	613.69	0.1%
Prospect Heights	78,492.79	79,612.68	1,119.90	1.4%
River Trails	103,479.81	104,058.37	578.56	0.6%
Rolling Meadows	130,091.57	132,133.65	2,042.08	1.6%
Salt Creek	35,105.56	36,855.26	1,749.70	5.0%
Schaumburg	660,035.61	667,614.42	7,578.80	1.1%
South Barrington	81,635.93	83,880.43	2,244.50	2.7%
Streamwood	181,446.26	179,470.27	(1,976.00)	-1.1%
Wheeling	225,495.42	228,196.14	2,700.71	1.2%
NWSRA Total MDAA Amount	4,235,180.23	4,277,532.03	42,351.80	1.0%

**NWSRA MEMBER DISTRICTS
2017/2018 REPORTED POPULATION COMPARISON**

Member Park District	Gross Population 2017	Gross Population 2018	Increase (Decrease) in Population	% Increase (Decrease)
Arlington Heights	75,101	75,101	-	0.00%
Bartlett	41,208	41,208	-	0.00%
Buffalo Grove	41,715	41,496	(219)	-0.52%
Elk Grove	33,238	32,931	(307)	-0.92%
Hanover Park	38,676	38,044	(632)	-1.63%
Hoffman Estates	51,895	51,895	-	0.00%
Inverness	3,800	3,800	-	0.00%
Mt. Prospect	57,024	54,771	(2,253)	-3.95%
Palatine	83,000	83,000	-	0.00%
Prospect Heights	15,000	15,000	-	0.00%
River Trails	16,855	16,855	-	0.00%
Rolling Meadows	20,000	20,000	-	0.00%
Salt Creek	5,700	6,300	600	10.53%
Schaumburg	74,227	74,227	-	0.00%
South Barrington	4,822	4,700	(122)	-2.53%
Streamwood	41,155	39,978	(1,177)	-2.86%
Wheeling	42,800	42,800	-	0.00%
Total	646,216	642,106	(4,110)	-0.64%

1,058,795.06 Prior year population allocation base

99.36% Population Increase

1,052,061.01 Allocation Base for 25% Population Change

MEMBER DISTRICT ANNUAL ASSESSMENTS

**2014 - 2019
COMPARISON**

Member Park District	2014 Assessment	Increase (Decrease)	2015 Assessment	Increase (Decrease)	2016 Assessment	Increase (Decrease)	2017 Assessment	Increase (Decrease)	2018 Assessment	Increase (Decrease)	2019 Proposed MDA
Arlington Heights	548,718.66	(12,981.10)	535,737.56	4,038.01	539,775.57	(7,941.44)	531,834.13	22,521.84	554,355.97	7,506.70	561,862.67
Bartlett	238,645.90	723.67	239,369.56	(1,005.37)	238,364.19	2,186.85	240,551.04	(3,573.63)	236,977.41	5,090.45	242,067.86
Buffalo Grove	305,610.32	2,616.49	308,226.82	2,202.98	310,429.80	10,248.59	320,678.39	(5,294.86)	315,383.53	6,804.16	322,187.69
Elk Grove	317,292.47	(8,173.58)	309,118.89	4,665.34	313,784.22	(3,972.68)	309,811.54	(988.47)	308,823.07	303.72	309,126.79
Hanover Park	148,894.20	(2,454.22)	146,439.98	(355.43)	146,084.55	(1,466.50)	144,618.05	(586.71)	144,031.34	3,385.97	147,417.32
Hoffman Estates	304,907.12	(4,132.94)	300,774.18	3,798.59	304,572.77	(6,381.79)	298,190.98	5,334.31	303,525.29	3,133.50	306,658.80
Inverness	41,016.78	(31.64)	40,985.14	530.40	41,515.54	(887.07)	40,628.47	1,664.58	42,293.05	560.25	42,853.30
Mt. Prospect	350,276.42	(12,922.51)	337,353.91	6,576.85	343,930.76	(5,832.84)	338,097.92	11,807.26	349,905.18	(1,084.91)	348,820.27
Palatine	487,466.76	(13,522.63)	473,944.13	5,461.74	479,405.86	(7,836.87)	471,568.99	12,533.43	484,102.42	613.69	484,716.11
Prospect Heights	78,721.37	(3,559.76)	75,161.61	931.71	76,093.32	(940.90)	75,152.42	3,340.37	78,492.79	1,119.90	79,612.68
River Trails	100,852.45	(3,806.87)	97,045.58	1,337.44	98,383.03	(965.62)	97,417.41	6,062.40	103,479.81	578.56	104,058.37
Rolling Meadows	136,575.52	(4,098.16)	132,477.36	1,240.31	133,717.68	(3,422.65)	130,295.03	(203.46)	130,091.57	2,042.08	132,133.65
Salt Creek	35,841.12	(1,524.77)	34,316.34	381.74	34,698.08	(148.67)	34,549.41	556.15	35,105.56	1,749.70	36,855.26
Schaumburg	655,774.12	(2,475.56)	653,298.56	7,028.41	660,326.98	(10,159.87)	650,167.11	9,868.50	660,035.61	7,578.80	667,614.42
South Barrington	77,034.99	850.17	77,885.16	408.30	78,293.46	(746.26)	77,547.20	4,088.73	81,635.93	2,244.50	83,880.43
Streamwood	183,335.18	(9,002.67)	174,332.51	2,984.27	177,316.78	(3,060.15)	174,256.63	7,189.63	181,446.26	(1,976.00)	179,470.27
Wheeling	225,911.61	(10,241.43)	215,670.19	5,448.22	221,118.40	(4,345.64)	216,772.76	8,722.66	225,495.42	2,700.71	228,196.14
Total	4,236,874.98	(84,737.50)	4,152,137.48	45,673.52	4,197,811.00	(45,673.52)	4,152,137.48	83,042.75	4,235,180.23	42,351.80	4,277,532.03

4,236,874.98

4,152,137.48

4,197,811.00

4,152,137.48

83,042.75

4,235,180.23

42,351.80

NORTHWEST SPECIAL RECREATION ASSOCIATION

2019 SPECIAL RECREATION FUND RECOMMENDATIONS

A	B	C	D	E	F	G
Member Park District	2017 E.A.V.	To Be Billed Fiscal Year 2019	Facility Space Usage @ .00005 x EAV	Total Per Member District	.04 Levy per \$100 EAV	ADA Compliance Facility Space Usage Credit Available
Arlington Heights	2,827,099,756	561,862.67	141,354.99	703,217.66	1,130,839.90	427,622.24
Bartlett	1,122,580,528	242,067.86	56,129.03	298,196.89	449,032.21	150,835.32
Buffalo Grove	1,638,050,751	322,187.69	81,902.54	404,090.23	655,220.30	251,130.07
Elk Grove	1,645,840,479	309,126.79	82,292.02	391,418.81	658,336.19	266,917.38
Hanover Park	544,062,308	147,417.32	27,203.12	174,620.44	217,624.92	43,004.48
Hoffman Estates	1,425,444,338	306,658.80	71,272.22	377,931.02	570,177.74	192,246.72
Inverness	236,405,429	42,853.30	11,820.27	54,673.57	94,562.17	39,888.60
Mt. Prospect	1,667,332,206	348,820.27	83,366.61	432,186.88	666,932.88	234,746.00
Palatine	2,242,622,472	484,716.11	112,131.12	596,847.23	897,048.99	300,201.76
Prospect Heights	353,599,937	79,612.68	17,680.00	97,292.68	141,439.97	44,147.29
River Trails	491,828,445	104,058.37	24,591.42	128,649.79	196,731.38	68,081.59
Rolling Meadows	639,643,910	132,133.65	31,982.20	164,115.85	255,857.56	91,741.71
Salt Creek	170,634,521	36,855.26	8,531.73	45,386.99	68,253.81	22,866.82
Schaumburg	3,520,997,988	667,614.42	176,049.90	843,664.32	1,408,399.20	564,734.88
South Barrington	492,251,559	83,880.43	24,612.58	108,493.01	196,900.62	88,407.61
Streamwood	730,677,142	179,470.27	36,533.86	216,004.13	292,270.86	76,266.73
Wheeling	1,015,635,067	228,196.14	50,781.75	278,977.89	406,254.03	127,276.14
	20,764,706,836	\$ 4,277,532.03	1,038,235.36	5,315,767.39	8,305,882.73	2,990,115.34



Background and Guide to Calculating Member District Assessments (MDA)

Assessment Process

- In June of each year, NWSRA requests the gross population and the latest EAV's (Equalized Assessed Values) from each member Park District.
- In addition, the EAV is compared with information posted on the Cook County Clerk web site for each member Park District.
- The EAV, along with the gross population numbers for each member Park District is used to calculate the Member District Assessment (MDA) for the following fiscal year.

Assessment Task Force

- In 2013 marked the next cycle, per the NWSRA current by laws, for the formula used to determine and calculate the Annual Member District Assessment to assist in funding the operations of NWSRA.
- The Task Force conducted a thorough review, analysis and healthy debate over each scenario and option as well as the related moving parts, layers and implications that surface with each considered scenario.
- The Task Force meetings were open to each Member District and to staff beyond the Member District Board representative.
- After careful and deliberate discussion and consideration it was consensus of the Task Force to recommend the following new Annual Assessment Formula for the next 3 years pending approval of proposed and related by-law changes.

Per Assessment Task Force Committee recommendation and approved by the NWSRA Board:

In 2013, the NWSRA Board of Directors determined that additional provisions to the existing NWSRA by-laws be implemented to provide streamlining and flexibility to the assessment process and requirements. The changes are as follows:

- The Board of Trustees reserves the right to waive the assessment review process at the end of three years, without objection from any Member District, if the current total Annual Assessment Formula is considered valid and in the best interest of the Association. Such right if exercised by any member shall extend the need to review for an additional three years.
- If at any time the Board of Trustees determine that the current total Annual Assessment Formula has become obsolete or not in the best interest of the Association due to unforeseen and extraordinary circumstances, they may elect to set forth a special re-assessment to the total Annual Assessment Formula, by a majority vote of the Member Districts, and such determination shall take effect at the subsequent tax levy cycle.

Review of the Assessment Formula and Contribution Rates

- A review of the Assessment Formula and Member District Contribution Rates was conducted at the July, 2016 Board Meeting.
- The next review will be conducted in July, 2019

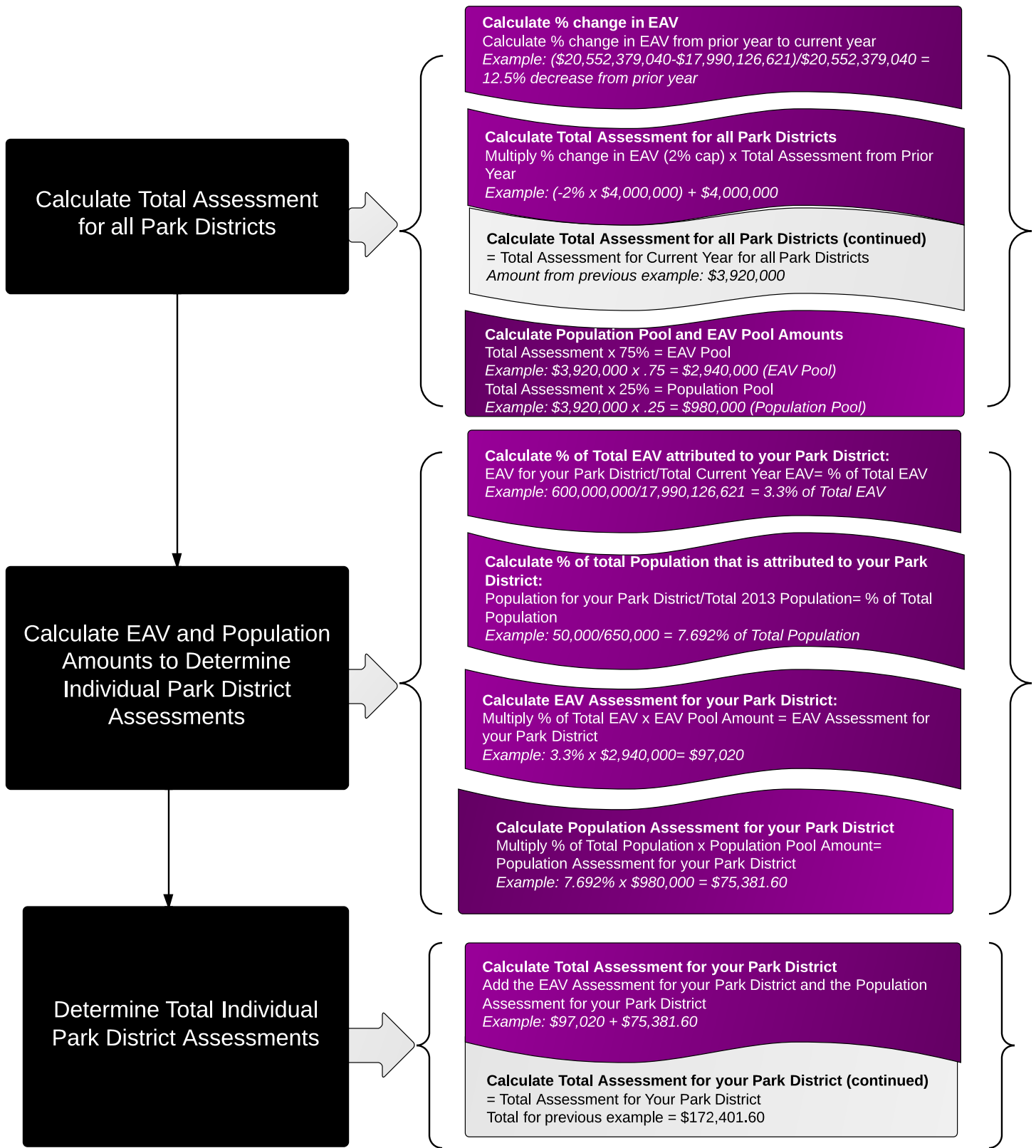
Calculating the Park District Assessment

The Park District Assessment is determined through a series of 8 calculations, which are outlined in the attached document.

- 2016 EAV will be used for 2018 Assessments
- 2017 EAV will be used for 2019 Assessments
- 2018 EAV will be used for 2020 Assessments
- 2019 EAV will be used for 2021 Assessments
- The 75/25 EAV/population ratio remains the same
- The assessments will have a 2% floor
- The assessments will have a 2% ceiling
- EAV levels will be determined by EAV level of a single preceding year. The "averaging" effect will be eliminated and only a single year will determine the level used in the formula for each Member District.

Calculating Member District Assessments

Step by step guide outlining the 8 calculations necessary to complete the formula



*The following sample numbers are used for the purposes of illustration in the above chart: 2012 EAV: \$20,552,379,040, 2013 EAV: \$17,990,126,621, 2013 Total Assessments: \$4,000,000, EAV for your Park District: \$600,000, Population for your Park District: 50,000, Total Population for all Park Districts: 650,000. Current year means year being assessed. Assessments are based on most recently available EAV's, which is typically 2 years prior. (For 2015, assessments are based on 2013 EAV).

From the community: Showcasing Stars at the SLSF Gold Medal Fashion Show



NWSRA participants Aimee Breckenridge (left) and Michael Piegza (right) walk the runway at the 2018 Gold Medal Fashion Show. (Posted by bselders, Community Contributor)

By **Community Contributor bselders**

JANUARY 23, 2019, 10:06 AM

Rolling Meadows, IL: Children and adults with disabilities will hit the runway and model the latest fashions at the annual Special Leisure Services Foundation (SLSF) Gold Medal Fashion Show, to be held on Sunday, February 24 at the Meadows Club in Rolling Meadows, IL. According to the U.S. Census Bureau, approximately 11% of individuals within each community have some type of disability. The Gold Medal Fashion Show celebrates the abilities of these individuals, while raising the funding necessary to provide safe, accessible and inclusive recreation within their communities.


SLSF is the fundraising arm of Northwest Special Recreation Association (NWSRA), which provides recreational programs and services for children and adults with disabilities throughout 17 northwest

13 WEEKS FOR 99¢
Hurry, offer ends 2/1

SAVE NOW >

ly camps, athletics, cultural arts, special es have the opportunity to have fun, make ebrate their lives. The event is expected to

draw over 600 attendees and funds will support NWSRA scholarships, inclusion services, athletics, accessible transportation, programs and more.



SLSF President Tracey Crawford stated that due to the support of so many attendees of the Gold Medal Fashion Show, this "translates into extra scholarships, safer vehicles, more support for Lightning athletes, better adapted equipment, and quality inclusion opportunities for individuals to recreate within their home park district programs."

The event is sponsored by local businesses including Northwest Community Healthcare and the Daily Herald, with clothing provided by DressBarn, Formally Modern Tuxedo and JC Penney. Tickets are \$50/person which includes lunch, entertainment, access to raffles and more. For more information or to register, visit www.slsf.me or contact Megan O'Brien at 847-392-2848, ext. 267 or e-mail megano@slsf.me.

This item was posted by a community contributor. To read more about community contributors, click [here](#).

Copyright © 2019, Chicago Tribune

13 WEEKS FOR 99¢
Hurry, offer ends 2/1

SAVE NOW >

Stars shine bright at Gold Medal fashion show

Submitted by Brian Sellers

Children and adults with disabilities will hit the runway and model the latest fashions at the annual Special Leisure Services Foundation Gold Medal Fashion Show, to be held Sunday, Feb. 24, at the Meadows Club in Rolling Meadows.

According to the U.S. Census Bureau, approximately 11 percent of individuals within each community have some type of disability. The Gold Medal Fashion Show celebrates the abilities of these individuals, while raising the funding necessary to provide safe, accessible and inclusive recreation within their communities.

Special Leisure Services Foundation is the fundraising arm of Northwest Special Recreation Association, which provides recreational programs and services for children and adults with disabilities throughout 17 Northwest suburban park district communities.

Through more than 2,000 day camps, athletics, cultural arts, special events and

recreational programs, individuals with disabilities have the opportunity to have fun, make friends, be included, go to new places, learn new things and celebrate their lives.

The event is expected to draw more than 600 attendees and funds will support Northwest Special Recreation Association scholarships, inclusion services, athletics, accessible transportation, programs and more.

Special Leisure Services Foundation President Tracey Crawford stated that due to the support of so many attendees of the Gold Medal Fashion Show, this "translates into extra scholarships, safer vehicles, more support for lighting athletes, better adapted equipment and quality inclusion opportunities for individuals to recreate within their home park district programs."

The event is sponsored by local businesses, including Northwest Community Healthcare and the Daily Herald, with clothing provided by DressBarn, Formally Modern



COURTESY OF KARYN EMERALDA

Northwest Special Recreation Association participants Almee Breckenridge, left, and Michael Plegza, right, walk the runway at the 2018 Gold Medal Fashion Show.

Tuxedo and J.C. Penney.

and more. For information or to register, visit www.slsf.me, or contact Megan O'Brien at (847) 392-2848, ext. 267, or [email.megano@slsf.me](mailto:megano@slsf.me).

• Submit Your News' at www.dailyherald.com/share.

Daily Herald
Section 5
Page 2
1/30/19

Northwest Suburbs Daily Herald
Published by
The Daily Herald Company
1001 W. 14th St.
Chicago, Ill. 60604
www.dailyherald.com

Neighbor&Classifieds

'People of all abilities'

Annual Gold Medal Fashion Show in Rolling Meadows raises funds for special needs recreation

By JAMIE GREGO
Daily Herald Staff Writer

They're not just modeling the latest fashions — they're modeling the spirit of inclusivity and community. The Gold Medal Fashion Show, set for Saturday, Feb. 24 in Rolling Meadows, is a special event for people of all abilities.

The event, which includes lunch and coffee, will feature models of all ages and abilities. The show is organized by the Special Learning Services Foundation.

The fashion show will help fund the focus areas: transportation, scholarships, subscriptions, and more.

The show has drawn upward of 700 attendees in the past and is a yearning audience for those who contribute to the community in meaningful ways.

"We have a large committee and they need to get sponsors. We need to make sure we're able to cover the costs of the radio, business and five grand prizes. The committee and I are working on it."

involved in this, you help to make it successful. Community is a powerful force."

The show has become a well-attended, machine event. The 23 years it has been produced, but the first year was an entirely different story.

According to Lori Anderson of Algonquin Heights, who has been on the committee since she started the show, it was a challenge to get people to attend.

"I went to all the fittings, I picked up the clothes from all the stores," Anderson said. "I had to hang them from poles in my living room. I put them in order, wrote something about each outfit, and got the clothes to the fashion show in my van."



Modeling participants and spectators at the Gold Medal Fashion Show at the Meadowbrook Club in Rolling Meadows. The year's show takes place on Saturday, Feb. 24.



Modeling participants and spectators at the Gold Medal Fashion Show at the Meadowbrook Club in Rolling Meadows. The year's show takes place on Saturday, Feb. 24.

Anderson said, "I wanted to get the awareness that they are just like us. They just struggle a little more."

Anderson, who is working from the area, will raise money for the organization that takes place in the participants.

"You take someone who walks around with a heavy backpack," Anderson said. "Then she gets her hair and makeup done and she's in a beautiful outfit. She's even grumpy as she's walking up the steps. As soon as she's on that stage, it's like a light bulb goes on and she's smiling."

Anderson expresses gratitude to the committee, the people who support the show, and the community.

See FASHION on PAGE 3

Fashion Show brings joy

Continued from Page 1

one that claps for our kids. They're the ones that make them feel wonderful. They're the ones that are always there for us every year," Anderson said.

"They come to be part of the celebration of how our kids and our young adults have done. It's horrible, disgusting, weather outside," Sowa said. "Dark, dreary February Sunday, but you go in that room and it's joy."

A former member of the Gold Medal Fashion Show, Anderson said that has been so supportive and comes every year that they bring friends and family. It's them. They're the

From the community: Athletes with disabilities compete at Skating Championships Invitational



NWSRA skater Lauren Miller competes at the 2019 Skating Championships Invitational. Courtesy of KrPhotogs Photography LLC. (Posted by bselders, Community Contributor)

By **Community Contributor bselders**

FEBRUARY 25, 2019, 2:37 PM

Skaters from throughout the State of Illinois glided into the Rolling Meadows Park District's West Meadows Ice Arena on Monday, February 18 to compete in the Skating Championships Invitational. This event, hosted by Northwest Special Recreation Association (NWSRA), provided athletes with disabilities the opportunity to socialize, compete and continue to develop their skills.

NWSRA Senior Manager of Special Recreation JoAnn Snyder stated "This is a fantastic opportunity for skaters with disabilities to continue to develop their skills and compete on a statewide level. We are very re that figure skating is accessible for all."

ONLY 10¢ A WEEK
Hurry, sale ends 3/1

SAVE NOW >

ions from beginner to advanced levels.

Eight teams participated in the event, with four first time competitors joining the competition. Longtime Chicago Cubs public address announcer Wayne Messmer began the competition by singing the National Anthem.

The event wrapped up with a formal dinner and dance to celebrate and spend time with friends. Throughout the year, skaters hone their skills at the Hoffman Estates Park District's Triphahn Center & Ice Arena. Coach Deb Jenssen stated "For Many skaters, this is their only opportunity to compete and see their fellow skaters. Many friendships have been formed through our skating family in Illinois and the skaters look forward to seeing them every year. As for the coaches, we enjoy seeing all of the skaters grow and perform year after year."

Thank you to the sponsors who made this event possible: FMC Ice Sports, Rolling Meadows Rotary Club, Geppetos Skate Shop, Bentley's Pet Stuff, Crystal Ice House, the Crum Family, the Miller Family, the Bagdonas Family, The Whole Life Center, Debbie Roman, Wagon Wheel Figure Skating Club, Rolling Meadows Park District, Arlington Heights Park District, Fruitful Yield Health Food, Whole Foods, Potbelly, U.S Figure Skating, and Kevin @ KrPhotogs Photography LLC.

NWSRA invites skaters at all ability levels to join and develop their skills. Contact JoAnn Snyder, Northwest Special Recreation Association, 847/392-2848 or jsnyder@nwsra.org for more information.

About NWSRA

Northwest Special Recreation Association (NWSRA) provides outstanding opportunities through recreation for children and adults with disabilities. NWSRA has grown tremendously over its 45 year history. NWSRA provides over 2,000 recreational programs and received more than 15,000 registrations annually. Athletics are very popular at NWSRA, with over 600 athletes competing in 16 sports. NWSRA has received the National Recreation and Park Association Excellence in Inclusion Award, given to one organization throughout the nation that has proven its leadership in the promotion of inclusion and diversity initiatives. NWSRA serves 17 northwest suburban communities, providing day camps, weekly programs, trips, special events, cultural arts and more. For more information on NWSRA, visit www.nwsra.org or contact Brian Selders at 847-392-2848 or e-mail marketing@nwsra.org.

This item was posted by a community contributor. To read more about community contributors, click [here](#).

Copyright © 2019, Chicago Tribune

ONLY 10¢ A WEEK
Hurry, sale ends 3/1

SAVE NOW >

SUNDAY, FEBRUARY 24, 2019

Northwest Suburbs
Daily Herald
 Contact us
 The Bucky Beat 2
 Obituaries 3
 5-6
 daillyherald.com

Neighbor

SECTION 5

Share your events
 Plan your weekend
 See the new Daily Herald calendar
 at dailyherald.com/calendar
 Daily Herald

Local arts & entertainment submit your events at dailyherald.com/share

Includes plays, films, festivals, art exhibits and receptions, concerts, dance shows and more. Deadline is two weeks before event.

'Color of Water': 8:30 a.m.-4:30 p.m. Monday-Friday and 9 a.m.-noon Saturday through March 1, Bartlett Village Hall 2nd Floor Gallery, 228 Main St., Bartlett. Art in Bartlett presents a watercolor art exhibit by West Chicago artist Kathy Manning titled "Color of Water". For information on the exhibit or Art in Bartlett, go to www.artinbartlett.org, or call (630) 372-4152.

'Million Dollar Quartet': Runs through March 16, Marriott Theatre, 10 Marriott Drive, Lincolnshire. The Tony Award-Winning musical "Million Dollar Quartet" is set on Dec. 4, 1956, when an extraordinary twist of fate brought Johnny Cash, Jerry Lee Lewis, Carl Perkins and Elvis Presley together at Sun Records in Memphis for what would be one of the greatest jam sessions ever. \$52.78. For information, show times and tickets, visit www.marriotttheatre.com or call (847) 634-0200.

The Mousetrap: Runs through March 16, Metropolitan Performing Arts Center, 111 W. Campbell St., Arlington Heights. A group of strangers become stranded in an English country boardinghouse, cut off by a sudden snowstorm. They soon discover there is a murderer



COURTESY OF KARYN EMERALDA
 Northwest Special Recreation Association participants Almes Breckenridge, left, and Michael Piazza walk the runway at the 2018 Gold Medal Fashion Show. The 2019 Special Leisure Services Foundation Gold Medal Fashion Show is Sunday, Feb. 24, at the Meadows Club in Rolling Meadows. Tickets are \$5 per person. To register, visit www.slslf.me.

son and Karl Johnson. The Koehnline Museum of Art is open 10 a.m. to 6 p.m. Monday through Friday and 11 a.m. to 4 p.m. Saturdays. For information, call (847) 635-2633 or visit www.oakton.edu/museum.

'Sensational': Runs through March 31, Marriott Theatre

show=86090.

Chagall for Children: Library hours through April 7, Arlington Heights Memorial

Show: Sunday, Feb. 24, Meadows Club, Rolling Meadows. Children and adults with disabilities will hit the runway and model the latest fashions at the annual Special Leisure Services Foundation Gold Medal Fashion Show. Tickets are \$50 per person, which includes lunch, entertainment, access to raffles and more. For information or to register, visit www.slslf.me, or contact Megan O'Brien at (847) 392-2848, ext. 267, or megan@slslf.me.

Oscar Shorts Film Festival: Noon-4 p.m. Sunday Feb. 24, Cadow Theater, downtown Barrington. The Barrington Cultural Commission hosts its seventh annual "Oscar Shorts" Film Festival featuring the 10 Oscar-nominated short films in the animated and live action categories. Wine and beer will be available, as well as food selections from the adjacent Showtime Eatery and surrounding restaurants. Tickets are available online at www.barrington-ll.gov/oscars. For information, call (847) 304-3406. The event is sponsored, in part, by Quintessential Barrington. Proceeds benefit the Barrington Cultural Commission.

'Annie Get Your Gun': 3 p.m. Sunday, Feb. 24, and 7:30 p.m. Friday, March 1, and Saturday, March 2, St. Stephen Church, 1280 Prospect Ave., Des Plaines. The Gospel Light Players of St. Stephen Church perform this and her

Elegance on ice

Athletes with disabilities compete at Skating Championships Invitational

Submitted by Brian Sellers

Skaters from throughout Illinois glided into the Rolling Meadows Park District's West Meadows Ice Arena on Monday, Feb. 18, to compete in the Skating Championships Invitational.

This event, hosted by Northwest Special Recreation Association, provided athletes with disabilities the opportunity to socialize, compete and continue to develop their skills.

Northwest Special Recreation Association senior manager of Special Recreation JoAnn Snyder said, "This is a fantastic opportunity for skaters with disabilities to continue to develop their skills and compete on a statewide level. We are very excited to work with local partners and organizations to ensure that figure skating is accessible for all."

Skaters achieved new heights in skills and freestyle competitions, from beginner to advanced levels. Eight teams participated in the event, with four first-time competitors joining the competition. Longtime Chicago Cubs public address announcer Wayne Messmer began the competition by singing the national anthem.

The event wrapped up with a formal dinner and dance to celebrate and spend time with friends. Throughout the year, skaters hone their skills at the Hoffman Estates Park District's Triphahn Center & Ice Arena.

"For many skaters, this is their only opportunity to compete and see their fellow skaters," said Coach Deb Jensen. "Many friendships have been formed through our skating family in Illinois, and the skaters look forward to seeing them every year. As for the coaches, we enjoy seeing all of the skaters grow and perform year after year."

Thank you to the sponsors who made this event possible: FMC Ice Sports, Rolling Meadows Rotary Club, Geppetto's Skate Shop, Bentley's Pet Stuff, Crystal Ice House, the Crum Family, the Miller Family, the Bagdonas Family, The Whole Life Center, Debbie Roman, Wagon Wheel Figure Skating Club, Rolling Meadows Park District, Arlington



COURTESY OF KEVIN PHILLAN, KRPHOTOGRAPHY PHOTOGRAPHY LLC
Northwest Special Recreation Association skater Lauren Miller competes at the 2019 Skating Championships Invitational.

Heights Park District, Fruitful Yield Health Food, Whole Foods, Potbely, U.S. Figure Skating, and Kevin @ KrPhotography LLC.

Northwest Special Recreation Association invites skaters at all ability levels to join and develop their skills. Contact JoAnn Snyder, Northwest Special Recreation Association, at (847) 392-2848 or joann@nwsra.org for more information.

Northwest Special Recreation Association provides outstanding opportunities through recreation for children and adults with disabilities. Northwest Special Recreation Association has grown tremendously over its 45-year history.

Northwest Special Recreation Association provides more than 2,000 recreational programs and receives more than 15,000 registrations

annually. Athletics are very popular at Northwest Special Recreation Association, with more than 600 athletes competing in 16 sports.

Northwest Special Recreation Association has received the National Recreation and Park Association Excellence in Inclusion Award, given to one organization throughout the nation that has proved its leadership in the promotion of inclusion and diversity initiatives.

Northwest Special Recreation Association serves 17 Northwest suburban communities, providing day camps, weekly programs, trips, special events, cultural arts and more.

For information on Northwest Special Recreation Association, visit www.nwsra.org or contact Brian Sellers at (847) 392-2846 or email marketing@nwsra.org.

Arlington International RHR

