



PURSUIT and STAR Academy Activity Workbook

Sixth Edition



EXPLORE YOUR INTERESTS!

Bitmoji Match

Step by Step Drawing

Sports Matching

Puzzle

Word Search

DIY Noise Makers

Handwriting

Lego Coloring

I Spy

Goals

Answer Keys

#NWSRAConnected

We look forward to continuing to provide outstanding recreational programming in the comfort of your own home. We are excited to share our Activity Workbook! The workbooks will be available by email and our Activity Center. Please contact Katrina Place at katrinap@nwsra.org to request a copy to be mailed. We hope this helps you stay active while keeping your families healthy and well. Be sure to share your completed pages on social media (Facebook, Twitter, Instagram) and use **#NWSRAConnected**.



BITMOJI MATCH

Draw a line from the Collaborative staff to the correct Bitmoji.

Hi



AIR HUGS!



wash
your
hands!



hi

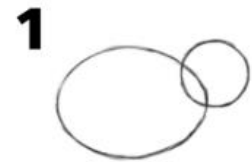



- Kate Moran
- Megan Edwards
- Morgan Wirkus
- Katrina Place
- Cortney Lucente
- Liz Thomas
- Trisha Palmieri
- Mackenzie Ireland
- Cay Collier
- Kaila Robinson
- LJ Jevaney




STEP BY STEP DRAWING

Many of us are traveling the world with virtual tours. Try these step-by-step drawings of an animal you might find at Yosemite National Park. Draw yours in the space below!




1
Start out with simple shapes. Try to draw lightly for now. We're going to draw over this at the end!




2
Add lines for the bear's legs.




3
Draw an "s" shape for the bear's shoulder.




4
Draw in the rest of the bear's legs.



5
Draw four big bear paws!



6
Draw the bear's ears and the bottom of its head.



7
Give your bear a snout and two small eyes.




8
Add a few details, like a nose and claws.



9
Draw over your light lines. Give your bear some fur, and color it in if you'd like!

SPORTS MATCHING

Draw a line from the piece of sporting equipment to the correct ball.



PUZZLE

Cut the picture out on the dotted lines. Mix up the tiles and piece the puzzle together.



WORD SEARCH



N Z U E U H D R F K F L O W E R S W
R A I N C Z B U G S A I S K Y P E A
O U T S I D E O K S V I R T U A L L
G M H E A D P H O N E S L I D Z Y K
I Z B I K I N G L Z S V C F G G H S
A N B I J J W A L K I N G R R C Z F
V I D E O C H A T T I N G I A L V Z
S P R I N G L U B L T O M E S O A R
Y E N V I R O N M E N T D N S U E S
O G Q A P R O G R A M S S D I D E S
V N X W C Z O O M C A L L S U S S X
H H I K I N G B S U N S H I N E Z S

Find the following words in the puzzle.
Words are hidden → ↓ and ↘ .

BIKING
BUGS
CLOUDS
ENVIRONMENT
FLOWERS
FRIENDS
GRASS

HEADPHONES
HIKING
OUTSIDE
PROGRAMS
RAIN
SKYPE
SPRING

SUNSHINE
VIDEOCHATting
VIRTUAL
WALKING
WALKS
ZOOMCALLS

DIY NOISE MAKERS

Get ready for "PURSUIT and STAR Presents: Parade to Park Central!" Bring your noisemakers and honk your horns at our reverse car parade on Wednesday, May 20th from 2:30-3:30pm.

Step 1:

Find your
Container

- Find something around your house that is durable enough to shake around!
- Ideas: water bottle, paper towel rolls, 2 paper bowls / plates, tin can

Step 2:

Find your Filler

- Find something around your house that makes noise when you shake it!
- Ideas: pasta, popcorn kernels, buttons, pebbles, rice, bells, beans

Step 3:

Seal It

- Make sure there are no openings! Seal your noise maker shut!
- Ideas: staples, glue, tape, rubberbands, tinfoil

Step 4:

Decorate It

- Get creative and decorate your noise maker! Our Parade is Memorial Day Themed! Hint: Red, White and Blue
- Ideas: paint, stickers, markers, streamers, ribbon, duct tape



HANDWRITING



Practice your handwriting so you can help write your Notes Home when we return! Use the blank lines to practice writing your name.

Sunday

Monday

Tuesday

Wednesday

Thursday





Friday

Saturday

Blank handwriting practice lines consisting of a solid top line, a dashed middle line, and a solid bottom line.


LEGO COLORING

Color these essential LEGO workers! There are construction workers, medical staff, police officers and a firefighter.



I SPY

I SPY



- | | | | | | | | | | | | | | | | | | |
|---|--|---|--|---|--|---|--|---|--|---|--|---|--|---|--|---|--|
| 2 | | 4 | | 4 | | 2 | | 4 | | 5 | | 7 | | 4 | | 6 | |
| 1 | | 6 | | 7 | | 1 | | 3 | | 6 | | 7 | | 4 | | 7 | |
| 3 | | 2 | | 4 | | 6 | | 2 | | 7 | | 3 | | 9 | | 6 | |

GOALS

While we are not at program, how will you continue to accomplish your goals?

Goal Planning

Goal 1:

Steps to reach my goals:

- 1.
- 2.
- 3.

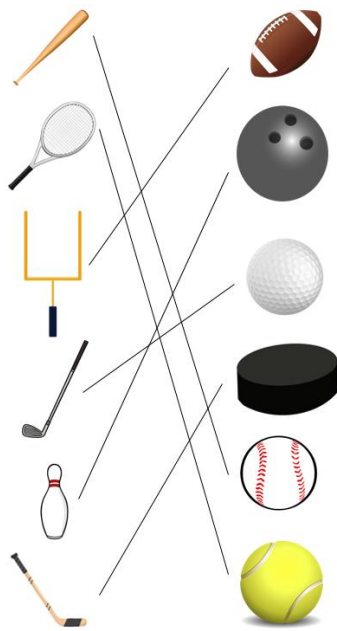
Goal 2:

Steps to reach my goals:

- 1.
- 2.
- 3.

ANSWER KEY

SPORTS MATCHING



WORD SEARCH

.	F	L	O	W	E	R	S	W
R	A	I	N	.	.	B	U	G	S	.	.	S	K	Y	P	E	A	.	.
O	U	T	S	I	D	E	.	.	.	V	I	R	T	U	A	L	L	.	.
.	.	H	E	A	D	P	H	O	N	E	S	K	.	.
.	.	B	I	K	I	N	G	F	G	.	.	S	.	.	
.	W	A	L	K	I	N	G	R	R	C	.	.	.	
V	I	D	E	O	C	H	A	T	T	I	N	G	I	A	L	.	.	.	
S	P	R	I	N	G	E	S	O	
.	E	N	V	I	R	O	N	M	E	N	T	.	N	S	U	.	.	.	
.	.	.	.	P	R	O	G	R	A	M	S	.	D	.	D	.	.	.	
.	.	.	.	Z	O	O	M	C	A	L	L	S	.	S	
.	H	I	K	I	N	G	.	S	U	N	S	H	I	N	E	.	.	.	

ANSWER KEY

BITMOJI MATCH

