



*We exist to provide outstanding opportunities through recreation for children and adults with disabilities.*

**November 15, 2023**  
**10:30 a.m. Regular Meeting**  
Park Central Conference Room  
3000 W. Central Road  
Rolling Meadows, IL

## AGENDA

- I. Call to Order
  - A. Roll Call
  
- II. Introduction of Guests:
  - A. Andrew Tuszynski - Recreation Specialist
  - B. Shannon Herrick – Support Services Coordinator
  - C. Steve Adams – Robbins, Schwartz
  
- III. Public Comment
  
- IV. Approval of Agenda
  
- V. **Approval of Consent Agenda** – Pages – 3 - 53
  - A. Approval of Minutes, September 27, 2023
  - B. NWSRA Financial Reports, September 30, 2023, and October 31, 2023
    1. Profit and Loss
    2. Balance Sheet
    3. Monthly Account Snapshots
  - C. Warrant:
    1. September 2023 - \$424,881.04
    2. October 2023 - \$446,751.63
  - D. ADA Compliance Projects:
    1. **Bartlett** – \$112,180
      - a. Playground Equipment
      - b. Routes and Surfaces
    2. Hoffman Estates Park District – \$180,068.63
      - a. **Beacon Point** - Routes and Surfaces/Walking Surfaces - \$89,970.88
      - b. **Okadale Playground** – Playgrounds - \$6,682.75
      - c. **Triphahn Center** – Play Surface - \$74,875
      - d. **1685 W. Higgins** – Routes and Surfaces – \$8,540
    3. **Mt. Prospect Park District** – \$4,405.50
      - a. Rec Plexx – Equipment
    4. **Prospect Heights Park District** – \$33,895
      - a. Various – Routes and Surfaces
  
- VI. Correspondence
  - A. Written
  - B. Oral

*An extension of the local park districts serving*

Arlington Heights • Bartlett • Buffalo Grove • Elk Grove • Hanover Park • Hoffman Estates • Inverness • Mount Prospect  
Palatine • Prospect Heights • River Trails • Rolling Meadows • Salt Creek • Schaumburg • South Barrington • Streamwood • Wheeling

---

3000 West Central Road, Suite 205 • Rolling Meadows, IL 60008 • VOICE 847/392-2848 • FAX 392-2870 • TTY 392-2855 • [www.nwsra.org](http://www.nwsra.org)

- VII. **Staff Reports** – Pages – 54-63
  - A. Program Report
  - B. Marketing and P/R Report
  - C. Human Resources Report
  - D. SLSF
    - 1. Holiday Luncheon Update
  - E. Directors Report – Oral
  
- VIII. **Old Business** – Pages – 64-68
  - A. Ratification of Audit
  - B. Distinguished Agency Update
  
- IX. **New Business** – Pages – 69-75
  - A. Recognition of outgoing Board Member – Mike Clark
  - B. Park District Staff Member Benefits Usage/NWSRA Member District Staff Benefits
  - C. Camp Transportation Bid
  - D. Other
  
- X. **Information/Action Items** – Pages – 76-83
  - A. **Personnel Committee:**
    - 1. Minutes, October 6, 2023
    - 2. Personnel Committee Recommendations
      - a. Organizational Chart
      - b. FT Salary Ranges
      - c. PT Staff Salary Ranges
      - d. Salary Compensation Pool
      - e. Health Insurance
  - B. **Finance Committee:**
    - 1. Minutes, October 27, 2023
    - 2. Proposed Budget Documents
  - C. IMRF Contribution Rate 2024
  - D. NWSRA 2024 Committees
  - E. 2024 Board Meeting Schedule
  - F. Member District Sponsorship
  - G. Other
  
- XI. Closed Session
  - A. Executive Session Minutes – 5ILCS 120/2(c)(21)
  
- XII. **Action as a result of Closed Session – Pages 84-86**
  - A. Closed Session Resolution R2023-2
  
- XIII. Adjournment



- Teamwork:** Support each other and work together
- Respect:** Be open, honest and kind
- Enthusiasm:** Exceed expectations
- Collaboration:** Combine resources to achieve common goals
- Communication:** Listen, share and adapt



To be a leading force, creating greater options that enrich the life experience of the participants, families and communities we serve

# V. Consent Agenda

[Return to Home](#)

**MINUTES OF THE REGULAR MEETING OF THE BOARD OF TRUSTEES OF  
THE NORTHWEST SPECIAL RECREATION ASSOCIATION  
HELD AT NWSRA ADMINISTRATIVE OFFICES AT  
3000 W. CENTRAL ROAD, ROLLING MEADOWS, IL  
ON THE 27 DAY OF SEPTEMBER 2023 AT 10:30 A.M.**

Chairman Ferraro called the meeting to order at 10:50 a.m. Administrative Manager Vasalos took roll call. The following members of the Board were present: Carrie Fullerton, Arlington Heights Park District; Erika Strojinc, Buffalo Grove Park District; Ben Curcio, Elk Grove Park District; Bob O'Brien, Hanover Park Park District; Craig Talsma, Hoffman Estates Park District; Jim Jarog, Mount Prospect Park District; Mike Clark, Palatine Park District; Christina Ferraro, Prospect Heights Park District; Bret Fahnstrom, River Trails Park District; Kevin Romejko, Rolling Meadows Park District; Diane Hilgers, Salt Creek Park District; Jeff Janda, Streamwood Park District and Jan Buchs, Wheeling Park District

Absent: Rita Fletcher, Robert Dowling, Tony LaFrener and Jay Morgan

Also present: Tracey Crawford, Executive Director; Tom Draper, Superintendent of Communications and Marketing; Megan O'Brien, Foundation Coordinator; Andrea Griffin and Rachel Hubsch, Superintendents of Recreation; Gazmend Meni, Superintendent of Finance; Diana Gallegos, Intern; Katrina Zabat, Sydney Csoka, Recreation Specialists; Kelly Suchodolski; Chavonna Pirani, Accounting Clerk; Victoria Gonzalez, Manager of Inclusion; Steve Adams (Attorney) and Jessica Vasalos, Administrative Manager.

Introduction of Guests

Chairman Ferraro introduced the guests and their perspective Superintendents each gave a brief introduction.

Public Comment

None

Approval of Agenda

Chairman Ferraro asked for a motion to approve the agenda dated September 27, 2023. Director Janda made the motion and Director O'Brien seconded the motion to approve the agenda dated September 27, 2023. Upon voice vote the motion was carried.

Approval of Consent Agenda

Chairman Ferraro called for a motion to approve the Consent Agenda of September 27, 2023. Director Fahnstrom made the motion and Director Buchs seconded the motion to approve the amended Consent Agenda dated September 27, 2023, as presented. Upon roll being called the vote was as follows:

AYA: Carrie Fullerton, Erika Strojinc, Ben Curcio, Bob O'Brien, Craig Talsma, Jim Jarog, Mike Clark, Christina Ferraro, Bret Fahnstrom, Kevin Romejko, Diane Hilgers, Jeff Janda and Jan Buchs

NAY: None

The motion carried.

### Correspondence

None

### Staff Reports

#### Program Report

Superintendent Hubsch shared information from the overnight trips in Boston. She explained how these types of trips give well needed respite to our parents. These trips allow participants learn social skills and money management skills. They visited the Freedom Tail, Whale Watched, Threw Tea, and enjoyed Fenway park.

#### Marketing and PR Report/Outreach

Superintendent Draper reviewed the collaboration with high schools and informed the schools that NWSRA is looking for staff to join our team. D214 was the first to respond and NWSRA was able to host 14 High School interns during the past year. NWSRA was recognized for this outreach. Spoke with D211 to hopefully expand these opportunities. He also highlighted the Korean Disability Advocacy visit. He will review the town hall and facility survey later in the meeting. Highlighted to Ring Central phone systems. Completed the RM programming space network refresh.

#### SLSF

Foundation Coordinator O'Brien reported that all golf outings are complete and brought in about \$12,000 over budget. Staff are currently working on the Celebrate Ability Gala working with committees to put the final touches on this event.

#### Director's Report

Executive Director Crawford updated the Board regarding a possible collaboration with Little City for after school programming and senior programming for the upper age groups. Little City is looking to rebuild the Palatine campus and will house older people as well as teens. Jessica Smart is the new CEO at Clearbrook. The commitment to the collaboration has been reborn and the new leadership is bringing back former staff back to Clearbrook. Looking at doing a legislative forum for SRA's. Hopefully hosted at one of your districts. Spoke with Jason and Bret...they understand that we need to have a clearer direction on laws that affect park districts and name SRA's as well. Steve spoke about the legislative forum to be able to draw conclusions about legislation that is passed and how and if they affect SRA's. Director Talsma offered to host the forum. Director Crawford also reminded the Board to participate in the Audit Acceptance survey as well as the Health and Merit survey.

Superintendent Negrillo arrived.

### Old Business

#### 2024 Member District Annual Assessment

Executive Director Crawford stated that NWSRA has received 16 ratified resolutions approving the MDAA for FY2024. Chairman Ferraro called for a motion to approve the 2024 Member District Annual Assessment. Director Clark made the motion and Director Janda seconded the motion to approve the MDAA as presented. Upon roll being called the vote was as follows:

AYA: Carrie Fullerton, Erika Strojinc, Ben Curcio, Bob O'Brien, Craig Talsma, Jim Jarog, Mike Clark, Christina Ferraro, Bret Fahnstrom, Kevin Romejko, Diane Hilgers, Jeff Janda and Jan Buchs

NAY: None

The motion carried

### New Business

#### Surplus Ordinance O2023-1

Superintendent Draper reviewed the Surplus Ordinance with the Board. The Board would like the value lowered to 0.00 since the phones do not have any monetary value. Superintendent Draper asked for a motion to approve Surplus Ordinance O2023-1 with the suggested adjustment. Director Clark made the motion to approve Surplus Ordinance O2023-1 and Director Janda seconded the motion. Upon roll being called the vote was as follows:

AYA: Carrie Fullerton, Erika Strojinc, Ben Curcio, Bob O'Brien, Craig Talsma, Jim Jarog, Mike Clark, Christina Ferraro, Bret Fahnstrom, Kevin Romejko, Diane Hilgers, Jeff Janda and Jan Buchs

NAY: None

The motion carried

### Other

#### Finance Committee Update

Director Talsma made the recommendation and asked for a motion to not reallocate funds for FY2023, based off the FY2022 Audit. Director Clark made the motion to not reallocate funds and Director Janda seconded the motion. Upon roll being called the vote was as follows:

AYA: Carrie Fullerton, Erika Strojinc, Ben Curcio, Bob O'Brien, Craig Talsma, Jim Jarog, Mike Clark, Christina Ferraro, Bret Fahnstrom, Kevin Romejko, Diane Hilgers, Jeff Janda and Jan Buchs

NAY: None

The motion carried.

Mike Clark left at 11:24 am

### Remote Participation

Executive Director Crawford informed the Board that a Member District would like the opportunity to participate in meetings that require the Board or Committee members virtually. The Board suggested updating the policy to include virtual options for participation. Member districts will send samples of the remote participation policies.

### Information/Action Item

#### Town Hall

During this time the Administrative Team and Executive Director Crawford reviewed the agenda and founded the Town Hall. John McGovern presented the ADA transition plan and explained with Park Districts should participate in this plan. Director Crawford reviewed the findings of the survey and the status of the transition plan with the items completed.

Superintendent Negrillo arrived at 11:28 am.

#### Environmental Scorecard

Superintendent Negrillo reviewed the Environmental Score Card with the Board and reported that NWSRA did very well.

#### Inclusion Services Update

Superintendent Griffin updated the board on the status of Inclusion requests that are coming in as well as the tiered approach for inclusion placements. She wants the Board to be aware of the budget for inclusion and where we are falling with the budget. Manager of Inclusion Gonzalez explained how she came up with the budget PYE and highlighted the shortfalls due to the large increase of inclusion requests. Director Crawford explained that requests are back, if not stronger in inclusion requests than from 2019. Not every person needs an aide. Instead of staff just assigning an aide, we will complete an assessment to assign them in tiered system so we can ensure that the higher tiered participants have support that is truly needed. She asked for the Board to support this decision. Director Talsma asked what the starting pay is for an Inclusion Aide? Superintendent Negrillo responded that as of right now salary is 16.50 up to 25.00, with most aides making 18.00. Director Crawford reminded the districts that they can bill back to NWSRA for the expenses for that placement.

#### Closed Session

At 11:35 am Chairman Ferraro asked for a motion to adjourn into closed session to review Pending or Imminent Litigation 5ILCS 120/2(c)(11). Director Janda made the motion and Director Romejko seconded the motion to adjourn into closed session to review Pending or Imminent Litigation 5ILCS 120/2(c)(11). Ferraro requested a motion to return to open session at 12:05 pm. Director Fullerton made the motion and Director Janda seconded the motion to return to open session. Upon roll being called the vote was as follows:

AYA: Carrie Fullerton, Erika Strojinc, Ben Curcio, Bob O'Brien, Craig Talsma, Jim Jarog, Christina Ferraro, Bret Fahnstrom, Kevin Romejko, Diane Hilgers, Jeff Janda and Jan Buchs

NAY: None

The motion carried.

Adjournment

After no further business, Chairman Ferraro called for a motion to adjourn. Director Fullerton made the motion and Director Fahnstrom seconded the motion to adjourn the September 27, 2023, meeting at 12:10 pm. Upon voice vote the motion was carried.

---

Secretary



**Northwest Special Recreation Association**  
**Profit & Loss Budget vs. Actual**  
 January through September 2023

Modified Accrual Basis

	Jan - Sep 23	Budget	\$ Over Bud...	% of Budget
<b>Ordinary Income/Expense</b>				
<b>Income</b>				
<b>310000 · Member District Assessments</b>				
310001 · Arlington Heights Assessment	283,041.72	566,083.43	-283,041.71	50.0%
310002 · Bartlett Assessment	118,476.91	236,953.83	-118,476.92	50.0%
310003 · Buffalo Grove Assessment	155,391.98	310,783.96	-155,391.98	50.0%
310004 · Elk Grove Assessment	330,485.59	330,485.59	0.00	100.0%
310005 · Hanover Park Assessment	76,093.78	152,187.56	-76,093.78	50.0%
310006 · Hoffman Estates Assessment	155,436.53	310,873.06	-155,436.53	50.0%
310007 · Inverness Assessment	37,854.25	37,854.25	0.00	100.0%
310008 · Mount Prospect Assessment	363,308.24	363,308.24	0.00	100.0%
310009 · Palatine Assessment	475,372.96	475,372.96	0.00	100.0%
310010 · Prospect Heights Assessment	77,491.12	77,491.10	0.02	100.0%
310011 · River Trails Assessment	107,365.04	107,365.04	0.00	100.0%
310012 · Rolling Meadows Assessment	71,181.89	142,363.78	-71,181.89	50.0%
310013 · Salt Creek Assessment	19,175.29	38,350.57	-19,175.28	50.0%
310014 · Schaumburg Assessment	680,516.88	680,516.88	0.00	100.0%
310015 · South Barrington Assessment	36,290.81	72,581.62	-36,290.81	50.0%
310016 · Streamwood Assessment	88,603.73	177,207.46	-88,603.73	50.0%
310017 · Wheeling Assessment	240,528.02	240,528.02	0.00	100.0%
<b>Total 310000 · Member District Assessments</b>	<b>3,316,614.74</b>	<b>4,320,307.35</b>	<b>-1,003,692.61</b>	<b>76.8%</b>
<b>320000 · Program Fees</b>				
320001 · Club Fees	23,818.63	18,000.00	5,818.63	132.3%
320002 · Leisure Education Fees	8,635.00	8,400.00	235.00	102.8%
320003 · New Initiatives Fees	0.23	10,000.00	-9,999.77	0.0%
320004 · Special Events Fees	13,882.86	12,000.00	1,882.86	115.7%
320005 · Day Camp Fees	243,915.97	175,000.00	68,915.97	139.4%
320006 · General Programs Fees	245,936.33	150,000.00	95,936.33	164.0%
320008 · Trips Fees	49,290.94	70,000.00	-20,709.06	70.4%
320009 · PURSUIT	77,104.00	0.00	77,104.00	100.0%
320011 · Athletic Fees	26,353.11	37,000.00	-10,646.89	71.2%
320012 · Program Fees - Credits	-885.75	0.00	-885.75	100.0%
<b>Total 320000 · Program Fees</b>	<b>688,051.32</b>	<b>480,400.00</b>	<b>207,651.32</b>	<b>143.2%</b>
<b>321000 · Transportation - Door to Door</b>				
321001 · Clubs Door to Door	1,602.52	2,500.00	-897.48	64.1%
321003 · New Initiatives Door to Door	0.00	0.00	0.00	0.0%
321004 · Special Events Door to Door	16.00	2,100.00	-2,084.00	0.8%
321005 · Day Camp Door to Door	13,858.78	9,000.00	4,858.78	154.0%
321006 · General Programs Door to Door	2,253.82	2,500.00	-246.18	90.2%
321007 · Miscellaneous Door to Door	0.00	0.00	0.00	0.0%
321008 · Athletics Door to Door	0.00	0.00	0.00	0.0%
<b>Total 321000 · Transportation - Door to Door</b>	<b>17,731.12</b>	<b>16,100.00</b>	<b>1,631.12</b>	<b>110.1%</b>

**Northwest Special Recreation Association**  
**Profit & Loss Budget vs. Actual**  
 January through September 2023

Modified Accrual Basis

	Jan - Sep 23	Budget	\$ Over Bud...	% of Budget
<b>321100 · Transportation - Pick up Points</b>				
321101 · Clubs Pick Up Points	1,385.85	2,500.00	-1,114.15	55.4%
321102 · Leisure Edu Pick Up Points	545.00	1,680.00	-1,135.00	32.4%
321103 · New Initiatives Pick Up Points	0.00	0.00	0.00	0.0%
321104 · Special Events Pick Up Points	753.54	2,416.00	-1,662.46	31.2%
321105 · Day Camp Pick Up Points	7,689.25	12,000.00	-4,310.75	64.1%
321106 · General Programs Pick Up Points	8,111.05	8,000.00	111.05	101.4%
321107 · Miscellaneous Pick Up Points	0.00	0.00	0.00	0.0%
321108 · Athletics Pick Up Points	0.00	0.00	0.00	0.0%
<b>Total 321100 · Transportation - Pick up Points</b>	<b>18,484.69</b>	<b>26,596.00</b>	<b>-8,111.31</b>	<b>69.5%</b>
<b>340000 · Non Program Revenue</b>				
340001 · Non Program Revenue	6,022.91	4,250.00	1,772.91	141.7%
340009 · Collaboratives	256,891.59	439,696.00	-182,804.41	58.4%
340000 · Non Program Revenue - Other	149.66			
<b>Total 340000 · Non Program Revenue</b>	<b>263,064.16</b>	<b>443,946.00</b>	<b>-180,881.84</b>	<b>59.3%</b>
<b>350000 · SLSF Grant Contributions</b>				
350001 · Scholarship Contribution	81,207.00	73,759.50	7,447.50	110.1%
350002 · Programs Contribution	0.00	95,410.31	-95,410.31	0.0%
350003 · Inclusion Contribution	500.00	14,846.00	-14,346.00	3.4%
350004 · Transportation Contribution	15,000.00	57,415.53	-42,415.53	26.1%
350005 · Athletics Contribution	3,647.00	55,871.99	-52,224.99	6.5%
350006 · Miscellaneous Contribution	0.00	0.00	0.00	0.0%
<b>Total 350000 · SLSF Grant Contributions</b>	<b>100,354.00</b>	<b>297,303.33</b>	<b>-196,949.33</b>	<b>33.8%</b>
<b>360000 · Sale of Fixed Assets</b>				
360001 · Sale of Fixed Assets	0.00	16,675.00	-16,675.00	0.0%
<b>Total 360000 · Sale of Fixed Assets</b>	<b>0.00</b>	<b>16,675.00</b>	<b>-16,675.00</b>	<b>0.0%</b>
<b>370000 · Interest</b>				
370001 · Operating Interest	88,956.44	95,000.00	-6,043.56	93.6%
370002 · Investment Interest	19,469.78	5,000.00	14,469.78	389.4%
<b>Total 370000 · Interest</b>	<b>108,426.22</b>	<b>100,000.00</b>	<b>8,426.22</b>	<b>108.4%</b>
<b>380000 · Revenue SLSF</b>				
380001 · Revenue SLSF	36.95	500.00	-463.05	7.4%
<b>Total 380000 · Revenue SLSF</b>	<b>36.95</b>	<b>500.00</b>	<b>-463.05</b>	<b>7.4%</b>
<b>390000 · General Ledger Credit</b>	<b>0.00</b>			
<b>Total Income</b>	<b>4,512,763.20</b>	<b>5,701,827.68</b>	<b>-1,189,064.48</b>	<b>79.1%</b>
<b>Gross Profit</b>	<b>4,512,763.20</b>	<b>5,701,827.68</b>	<b>-1,189,064.48</b>	<b>79.1%</b>

**Northwest Special Recreation Association**  
**Profit & Loss Budget vs. Actual**  
 January through September 2023

Modified Accrual Basis

Expense	Jan - Sep 23	Budget	\$ Over Bud...	% of Budget
<b>420000 · Operating Expenses</b>				
<b>421000 · Administration</b>				
<b>421001 · Professional Expenses</b>				
421002 · Professional Fees	41,053.40	87,875.00	-46,821.60	46.7%
421003 · Legal Fees	9,199.80	10,150.00	-950.20	90.6%
421004 · Miscellaneous	1,468.27	770.00	698.27	190.7%
<b>Total 421001 · Professional Expenses</b>	51,721.47	98,795.00	-47,073.53	52.4%
<b>421100 · Office Supplies</b>				
421101 · Coffee / Water	147.30	425.00	-277.70	34.7%
421102 · Furniture Needs	590.99	300.00	290.99	197.0%
421103 · Locksmith / Keys	519.95	500.00	19.95	104.0%
421104 · Nametags	495.93	500.00	-4.07	99.2%
421105 · Supplies	3,380.38	3,000.00	380.38	112.7%
421106 · Miscellaneous	583.74	350.00	233.74	166.8%
<b>Total 421100 · Office Supplies</b>	5,718.29	5,075.00	643.29	112.7%
<b>421150 · Credit Card &amp; Bank Fees</b>				
421151 · Bank Fees	13,713.46	8,500.00	5,213.46	161.3%
421152 · Credit Card Processing Fees	236.70	4,500.00	-4,263.30	5.3%
421153 · PFM Fees	1,260.39	2,000.00	-739.61	63.0%
<b>Total 421150 · Credit Card &amp; Bank Fees</b>	15,210.55	15,000.00	210.55	101.4%
<b>421200 · Postage</b>				
421201 · Postage	4,514.51	1,500.00	3,014.51	301.0%
421202 · Postal Machine Rental	1,364.13	1,860.00	-495.87	73.3%
421203 · Printing Vendors	0.00	0.00	0.00	0.0%
421204 · Miscellaneous	380.21	240.00	140.21	158.4%
<b>Total 421200 · Postage</b>	6,258.85	3,600.00	2,658.85	173.9%
<b>421300 · Telephone/Fax</b>				
421301 · Cell Phone Service	7,029.16	9,360.50	-2,331.34	75.1%
421302 · Director Phone/Internet Ser...	0.00	1,200.00	-1,200.00	0.0%
421303 · Fax Maintenance	0.00	399.00	-399.00	0.0%
421304 · Office Phones	6,416.12	7,812.00	-1,395.88	82.1%
421305 · Phone Maintenance	2,906.55	4,768.00	-1,861.45	61.0%
421306 · Miscellaneous	0.00	250.00	-250.00	0.0%
<b>Total 421300 · Telephone/Fax</b>	16,351.83	23,789.50	-7,437.67	68.7%

**Northwest Special Recreation Association**  
**Profit & Loss Budget vs. Actual**  
**January through September 2023**

Modified Accrual Basis

	Jan - Sep 23	Budget	\$ Over Bud...	% of Budget
<b>421400 · Conferences/Education</b>				
421401 · NRPA Conf/Wkshps/Webnr...	3,895.53	3,988.00	-92.47	97.7%
421402 · IPRA Conf/Wkshps/Webnr...	16,606.51	26,788.64	-10,182.13	62.0%
421403 · PDRMA Conf/Wkshps/Web...	70.00	610.00	-540.00	11.5%
421404 · IAPD Conf/Wkshps/Webnr...	388.89	2,007.00	-1,618.11	19.4%
421405 · Evaluation Lunches	1,477.37	2,280.00	-802.63	64.8%
421406 · Professional Meetings	7,180.15	4,800.00	2,380.15	149.6%
421407 · Other Trainings/Workshops	7,675.32	8,474.00	-798.68	90.6%
421408 · ATRA/Conf/Wrkshopp Web...	6,810.94	11,238.00	-4,427.06	60.6%
<b>Total 421400 · Conferences/Education</b>	44,104.71	60,185.64	-16,080.93	73.3%
<b>421500 · Memberships</b>				
421501 · ATRA	3,275.00	1,500.00	1,775.00	218.3%
421502 · CDL Reimbursement / Ren...	51.13	920.00	-868.87	5.6%
421503 · CPRP Exam / Renewal	150.00	703.00	-553.00	21.3%
421504 · CTRS Exam / Renewal	1,705.00	3,390.00	-1,685.00	50.3%
421505 · Distinguished Accreditation	600.00	100.00	500.00	600.0%
421506 · Hands On Suburban Chicago	0.00	300.00	-300.00	0.0%
421507 · IPRA	2,900.00	12,747.00	-9,847.00	22.8%
421508 · LAC Group	0.00	500.00	-500.00	0.0%
421509 · NRPA	550.00	525.00	25.00	104.8%
421510 · Safety	847.99	2,410.00	-1,562.01	35.2%
421511 · Costco	0.00	170.00	-170.00	0.0%
421513 · Miscellaneous	3,680.93	933.00	2,747.93	394.5%
421514 · CPI Recertification	400.00	300.00	100.00	133.3%
421515 · SHRM	664.00	0.00	664.00	100.0%
<b>Total 421500 · Memberships</b>	14,824.05	24,498.00	-9,673.95	60.5%
<b>421600 · Health Insurance</b>				
421601 · Voluntary Benefits	-4,883.39	0.00	-4,883.39	100.0%
421602 · Employee Contributions	0.00	0.00	0.00	0.0%
421603 · Employer Contributions	285,382.90	446,763.96	-161,381.06	63.9%
<b>Total 421600 · Health Insurance</b>	280,499.51	446,763.96	-166,264.45	62.8%
<b>421700 · Maintenance/Utilities</b>				
421701 · Condo Maintenance	8,731.05	11,000.00	-2,268.95	79.4%
421702 · Electric	6,017.35	12,000.00	-5,982.65	50.1%
421703 · Gas	3,450.63	4,000.00	-549.37	86.3%
421705 · Total Fire and Safety	5,309.35	7,477.00	-2,167.65	71.0%
421706 · Internet	13,270.59	17,370.84	-4,100.25	76.4%
421707 · Miscellaneous	3,008.32	5,000.00	-1,991.68	60.2%
421708 · Cleaning Supplies	866.50	4,580.39	-3,713.89	18.9%
<b>Total 421700 · Maintenance/Utilities</b>	40,653.79	61,428.23	-20,774.44	66.2%

**Northwest Special Recreation Association**  
**Profit & Loss Budget vs. Actual**  
**January through September 2023**

Modified Accrual Basis

	Jan - Sep 23	Budget	\$ Over Bud...	% of Budget
<b>421800 · Rent</b>				
421801 · Condo Association Fee	9,585.00	12,780.00	-3,195.00	75.0%
421802 · RMCC Rental Space	22,500.00	30,000.00	-7,500.00	75.0%
421803 · HPPD Rental Space	12,987.00	17,316.00	-4,329.00	75.0%
421804 · MPPD Rental Space	20,000.00	30,000.00	-10,000.00	66.7%
421805 · Wheeling Rental Space	30,000.00	30,000.00	0.00	100.0%
421806 · BGPD Rental Space	15,000.00	30,090.00	-15,090.00	49.9%
421807 · HEPD Rental Space	30,000.00	30,090.00	-90.00	99.7%
<b>Total 421800 · Rent</b>	140,072.00	180,276.00	-40,204.00	77.7%
<b>421900 · Computer</b>				
421901 · Database Enhancements	95.88	4,537.00	-4,441.12	2.1%
421902 · Framework Support	48,080.29	81,180.00	-33,099.71	59.2%
421904 · Web Development	792.02	900.00	-107.98	88.0%
421905 · Miscellaneous Software	55,992.64	59,407.09	-3,414.45	94.3%
421906 · Miscellaneous Hardware	2,050.59	2,700.00	-649.41	75.9%
421900 · Computer - Other	1,205.70			
<b>Total 421900 · Computer</b>	108,217.12	148,724.09	-40,506.97	72.8%
<b>Total 421000 · Administration</b>	723,632.17	1,068,135.42	-344,503.25	67.7%
<b>422000 · Program</b>				
<b>422100 · Rental Municipal</b>				
422101 · Clubs	0.00	2,000.00	-2,000.00	0.0%
422102 · Leisure Education	0.00	1,000.00	-1,000.00	0.0%
422104 · Special Events	0.00	959.00	-959.00	0.0%
422105 · Day Camp	14,501.43	8,000.00	6,501.43	181.3%
422106 · General Programs	2,956.99	11,500.00	-8,543.01	25.7%
422107 · Miscellaneous	0.00	0.00	0.00	0.0%
422108 · Trips	0.00	0.00	0.00	0.0%
422109 · PURSUIT	544.74	3,600.00	-3,055.26	15.1%
422111 · Athletics	3,185.00	4,000.00	-815.00	79.6%
<b>Total 422100 · Rental Municipal</b>	21,188.16	31,059.00	-9,870.84	68.2%
<b>422200 · Commercial Expenses</b>				
422201 · Clubs	5,408.48	6,500.00	-1,091.52	83.2%
422202 · Leisure Education	1,394.00	1,000.00	394.00	139.4%
422204 · Special Events	9,590.90	8,000.00	1,590.90	119.9%
422205 · Day Camp	2,837.00	6,000.00	-3,163.00	47.3%
422206 · General Programs	26,581.87	21,000.00	5,581.87	126.6%
422207 · Miscellaneous	72.70	0.00	72.70	100.0%
422208 · Trips	43,119.56	35,000.00	8,119.56	123.2%

**Northwest Special Recreation Association**  
**Profit & Loss Budget vs. Actual**  
**January through September 2023**

Modified Accrual Basis

	Jan - Sep 23	Budget	\$ Over Bud...	% of Budget
422209 · PURSUIT	17,826.81	30,000.00	-12,173.19	59.4%
422211 · Athletics	6,081.80	22,000.00	-15,918.20	27.6%
<b>Total 422200 · Commercial Expenses</b>	<b>112,913.12</b>	<b>129,500.00</b>	<b>-16,586.88</b>	<b>87.2%</b>
<b>422300 · Program Development</b>				
422301 · New Programming Space	2,011.19	4,500.00	-2,488.81	44.7%
422302 · PURSUIT	0.00	0.00	0.00	0.0%
422303 · New Initiatives / Programs	2,137.09	2,500.00	-362.91	85.5%
422305 · Program Space 6	18.99	2,000.00	-1,981.01	0.9%
<b>Total 422300 · Program Development</b>	<b>4,167.27</b>	<b>9,000.00</b>	<b>-4,832.73</b>	<b>46.3%</b>
<b>422400 · Program Supplies</b>				
422401 · Clubs	2,234.94	4,000.00	-1,765.06	55.9%
422402 · Leisure Education	605.75	1,000.00	-394.25	60.6%
422404 · Special Events	704.27	800.00	-95.73	88.0%
422405 · Day Camp	2,880.59	8,000.00	-5,119.41	36.0%
422406 · General Programs	12,264.46	17,350.00	-5,085.54	70.7%
422407 · Equipment Repair	2,004.29	1,000.00	1,004.29	200.4%
422408 · Trips	-242.00	300.00	-542.00	-80.7%
422409 · PURSUIT	25,866.57	21,500.00	4,366.57	120.3%
422411 · Paper Products	1,226.58	2,000.00	-773.42	61.3%
422412 · Training / Orientation	1,351.38	1,250.00	101.38	108.1%
422413 · CPI Books	854.70	0.00	854.70	100.0%
422414 · First Aid / CPR	2,306.78	1,300.00	1,006.78	177.4%
422415 · Staff Appreciation Party	1,725.49	1,500.00	225.49	115.0%
422416 · Part Time/ Volunteer Apparel	0.00	0.00	0.00	0.0%
422417 · Storeroom Supplies	0.00	500.00	-500.00	0.0%
422418 · Miscellaneous	825.33	0.00	825.33	100.0%
422419 · Full Time Apparel	97.17	0.00	97.17	100.0%
422421 · Safety/Behavior	627.63	5,500.00	-4,872.37	11.4%
422422 · Committees	1,336.87	2,000.00	-663.13	66.8%
422423 · Athletics	1,416.39	2,000.00	-583.61	70.8%
<b>Total 422400 · Program Supplies</b>	<b>58,087.19</b>	<b>70,000.00</b>	<b>-11,912.81</b>	<b>83.0%</b>
<b>422500 · Commercial Transportation</b>				
422502 · Leisure Education	0.00	0.00	0.00	0.0%
422504 · Special Events	0.00	0.00	0.00	0.0%
422505 · Day Camp	18,320.75	144,000.00	-125,679.25	12.7%
422508 · Trips	4,388.20	15,000.00	-10,611.80	29.3%
422509 · Miscellaneous	0.00	0.00	0.00	0.0%
422510 · Athletics	3,150.96	5,000.00	-1,849.04	63.0%
<b>Total 422500 · Commercial Transportat...</b>	<b>25,859.91</b>	<b>164,000.00</b>	<b>-138,140.09</b>	<b>15.8%</b>

**Northwest Special Recreation Association**  
**Profit & Loss Budget vs. Actual**  
**January through September 2023**

Modified Accrual Basis

	Jan - Sep 23	Budget	\$ Over Bud...	% of Budget
<b>422600 · Mileage</b>				
422601 · Mileage	33,232.57	31,000.00	2,232.57	107.2%
<b>Total 422600 · Mileage</b>	33,232.57	31,000.00	2,232.57	107.2%
<b>422700 · Transportation Maintenance</b>				
422701 · Cleaning Supplies	0.00	1,380.00	-1,380.00	0.0%
422702 · Repair / Maintenance	72,023.84	76,620.00	-4,596.16	94.0%
422703 · General Equipment	0.00	0.00	0.00	0.0%
422705 · Miscellaneous	483.06	500.00	-16.94	96.6%
<b>Total 422700 · Transportation Maintena...</b>	72,506.90	78,500.00	-5,993.10	92.4%
<b>422800 · Transportation- Gas/Tolls/Park</b>				
422801 · Gas	48,680.67	79,200.00	-30,519.33	61.5%
422802 · Tolls	4,382.40	6,300.00	-1,917.60	69.6%
<b>Total 422800 · Transportation- Gas/Toll...</b>	53,063.07	85,500.00	-32,436.93	62.1%
<b>422900 · Printing</b>				
422901 · Copier 2nd Floor	0.00	0.00	0.00	0.0%
422902 · Copier 3rd Floor	0.00	0.00	0.00	0.0%
422903 · Day Camp Brochure	2,058.00	2,700.00	-642.00	76.2%
422904 · Paper	2,079.36	2,450.00	-370.64	84.9%
422905 · Printer Service	0.00	0.00	0.00	0.0%
422906 · Printer Toner (OSP)	3,225.71	8,520.00	-5,294.29	37.9%
422907 · Seasonal Brochure	12,637.00	17,700.00	-5,063.00	71.4%
422908 · Stationary / Business Cards	855.28	1,130.00	-274.72	75.7%
422909 · Miscellaneous	52.28	1,500.00	-1,447.72	3.5%
<b>Total 422900 · Printing</b>	20,907.63	34,000.00	-13,092.37	61.5%
<b>423100 · Public Awareness</b>				
423101 · Awards / Recognition	6,678.54	1,500.00	5,178.54	445.2%
423102 · Ads	189.42	980.00	-790.58	19.3%
423103 · Legal Notices	0.00	500.00	-500.00	0.0%
423104 · Online Media	221.53	960.00	-738.47	23.1%
423105 · Giveaways	0.00	750.00	-750.00	0.0%
423106 · Admin Professionals Week	349.00	250.00	99.00	139.6%
423107 · Staff Support	1,329.77	3,200.00	-1,870.23	41.6%
423108 · Subscriptions	1,737.58	2,076.00	-338.42	83.7%
423109 · Miscellaneous	292.00	0.00	292.00	100.0%
423110 · Recruitment	18,563.88	21,409.50	-2,845.62	86.7%
423111 · Outreach	3,240.67	5,000.00	-1,759.33	64.8%
<b>Total 423100 · Public Awareness</b>	32,602.39	36,625.50	-4,023.11	89.0%
<b>Total 422000 · Program</b>	434,528.21	669,184.50	-234,656.29	64.9%

**Northwest Special Recreation Association**  
**Profit & Loss Budget vs. Actual**  
**January through September 2023**

Modified Accrual Basis

	Jan - Sep 23	Budget	\$ Over Bud...	% of Budget
<b>424000 · Salary(Staff &amp; Indep Cntrctrs)</b>				
<b>424100 · Full Time</b>				
424101 · Salary	1,726,408.53	2,437,113.49	-710,704.96	70.8%
424102 · Overtime	354.72	200.00	154.72	177.4%
424103 · Phone/Data Stipend	13,320.00	20,160.00	-6,840.00	66.1%
<b>Total 424100 · Full Time</b>	1,740,083.25	2,457,473.49	-717,390.24	70.8%
<b>424200 · Part Time</b>				
424201 · Clubs	0.00	2,000.00	-2,000.00	0.0%
424203 · Program Dev't	0.00	2,000.00	-2,000.00	0.0%
424204 · Special Events	2,197.12	0.00	2,197.12	100.0%
424205 · Day Camp	338,750.82	275,000.00	63,750.82	123.2%
424206 · General Programs	282,423.60	97,000.00	185,423.60	291.2%
424207 · Office Support	44,388.49	34,230.00	10,158.49	129.7%
424208 · Trips	0.00	0.00	0.00	0.0%
424209 · PURSUIT	16,952.41	24,480.00	-7,527.59	69.3%
424211 · Training	28,944.02	35,000.00	-6,055.98	82.7%
424213 · Athletics	0.00	8,500.00	-8,500.00	0.0%
424214 · Transportation	85,124.42	80,000.00	5,124.42	106.4%
<b>Total 424200 · Part Time</b>	798,780.88	558,210.00	240,570.88	143.1%
<b>424300 · Payroll Processing</b>				
424301 · Payroll Fees	0.00	0.00	0.00	0.0%
424302 · Direct Deposit	0.00	0.00	0.00	0.0%
424303 · FSA	738.25	1,450.00	-711.75	50.9%
424304 · W2 Processing	230.21	330.00	-99.79	69.8%
424305 · Miscellaneous	0.00	0.00	0.00	0.0%
<b>Total 424300 · Payroll Processing</b>	968.46	1,780.00	-811.54	54.4%
<b>424400 · Independent Contractors</b>				
424401 · Day Camp	11,347.50	2,000.00	9,347.50	567.4%
424402 · General Programs	8,350.00	10,000.00	-1,650.00	83.5%
424403 · Office	5,520.00	5,000.00	520.00	110.4%
424404 · Trips	0.00	0.00	0.00	0.0%
424405 · PURSUIT	2,157.50	3,000.00	-842.50	71.9%
424407 · Athletics	675.00	2,500.00	-1,825.00	27.0%
424408 · Leisure Ed	0.00	2,500.00	-2,500.00	0.0%
424400 · Independent Contractors - ...	100.00			
<b>Total 424400 · Independent Contractors</b>	28,150.00	25,000.00	3,150.00	112.6%



**Northwest Special Recreation Association**  
**Profit & Loss Budget vs. Actual**  
January through September 2023

Modified Accrual Basis

	Jan - Sep 23	Budget	\$ Over Bud...	% of Budget
424500 · Car Allowance				
424501 · Car Allowance	5,700.00	7,800.00	-2,100.00	73.1%
<b>Total 424500 · Car Allowance</b>	<b>5,700.00</b>	<b>7,800.00</b>	<b>-2,100.00</b>	<b>73.1%</b>
<b>Total 424000 · Salary(Staff &amp; Indep Cntrctrs)</b>	<b>2,573,682.59</b>	<b>3,050,263.49</b>	<b>-476,580.90</b>	<b>84.4%</b>
<b>Total 420000 · Operating Expenses</b>	<b>3,731,842.97</b>	<b>4,787,583.41</b>	<b>-1,055,740.44</b>	<b>77.9%</b>
<b>441000 · Liabilities</b>				
441001 · Criminal Background Checks	3,000.00	1,640.00	1,360.00	182.9%
441002 · Drug Tests / Physicals	2,183.00	4,200.00	-2,017.00	52.0%
441003 · Unemployment	0.00	13,278.93	-13,278.93	0.0%
441004 · Liability Fees	33,207.42	64,266.00	-31,058.58	51.7%
441006 · Miscellaneous	11.50	0.00	11.50	100.0%
<b>Total 441000 · Liabilities</b>	<b>38,401.92</b>	<b>83,384.93</b>	<b>-44,983.01</b>	<b>46.1%</b>
<b>442000 · Audit</b>				
442001 · Audit	20.00	12,500.00	-12,480.00	0.2%
442002 · GASB	2,700.00	0.00	2,700.00	100.0%
<b>Total 442000 · Audit</b>	<b>2,720.00</b>	<b>12,500.00</b>	<b>-9,780.00</b>	<b>21.8%</b>
442100 · FICA - Employer Tax Expense	244,948.32	276,230.52	-31,282.20	88.7%
<b>442200 · IMRF</b>				
442201 · ER Contributions - FT	45,804.25	94,350.70	-48,546.45	48.5%
442202 · EE Deductions - FT	8,338.95			
442203 · ER Contributions - PT	-820.07	36,355.56	-37,175.63	-2.3%
442204 · EE Deductions - PT	1,311.06	0.00	1,311.06	100.0%
442205 · Voluntary Contributions	-859.93	0.00	-859.93	100.0%
<b>Total 442200 · IMRF</b>	<b>53,774.26</b>	<b>130,706.26</b>	<b>-76,932.00</b>	<b>41.1%</b>
<b>450000 · Inclusion</b>				
450001 · Arlington Heights	45,386.27	31,034.72	14,351.55	146.2%
450002 · Bartlett	13,856.14	9,240.56	4,615.58	149.9%
450003 · Buffalo Grove	69,709.22	44,358.03	25,351.19	157.2%
450004 · Elk Grove Village	20,999.83	12,728.55	8,271.28	165.0%
450005 · Hanover Park	9,232.36	8,993.54	238.82	102.7%
450006 · Hoffman Estates	37,214.48	23,865.66	13,348.82	155.9%
450007 · Inverness	78.91	100.00	-21.09	78.9%
450008 · Mount Prospect	15,678.70	19,512.35	-3,833.65	80.4%
450009 · Palatine	48,574.31	41,533.53	7,040.78	117.0%
450010 · Prospect Heights	7,375.79	15,762.90	-8,387.11	46.8%
450011 · River Trails	15,284.13	6,094.05	9,190.08	250.8%
450012 · Rolling Meadows	50,009.03	42,104.71	7,904.32	118.8%
450013 · Salt Creek	1,262.25	2,826.71	-1,564.46	44.7%
450014 · Schaumburg	128,855.43	57,328.47	71,526.96	224.8%

**Northwest Special Recreation Association**  
**Profit & Loss Budget vs. Actual**  
 January through September 2023

Modified Accrual Basis

	Jan - Sep 23	Budget	\$ Over Bud...	% of Budget
450015 · South Barrington	14,897.65	3,306.32	11,591.33	450.6%
450016 · Steamwood	3,917.84	2,541.59	1,376.25	154.1%
450017 · Wheeling	68,058.46	62,389.46	5,669.00	109.1%
450018 · Ability Awareness	224.02	500.00	-275.98	44.8%
450019 · Training Salary	13,308.88	8,250.00	5,058.88	161.3%
450020 · Rovers Salary	18,454.37	36,420.00	-17,965.63	50.7%
450021 · Training Supplies	993.11	2,000.00	-1,006.89	49.7%
450022 · Miscellaneous	2,708.13	3,760.00	-1,051.87	72.0%
<b>Total 450000 · Inclusion</b>	<b>586,079.31</b>	<b>434,651.15</b>	<b>151,428.16</b>	<b>134.8%</b>
<b>6560 · Payroll Expenses</b>	<b>0.00</b>			
<b>Total Expense</b>	<b>4,657,766.78</b>	<b>5,725,056.27</b>	<b>-1,067,289.49</b>	<b>81.4%</b>
<b>Net Ordinary Income</b>	<b>-145,003.58</b>	<b>-23,228.59</b>	<b>-121,774.99</b>	<b>624.2%</b>
<b>Other Income/Expense</b>				
<b>Other Expense</b>				
<b>460000 · Capital Fund</b>				
460001 · Capital Expenses/Projects	3,077.40	98,597.05	-95,519.65	3.1%
460002 · Vehicles/Maintenance	218,238.00	463,740.00	-245,502.00	47.1%
460003 · Technology/Hardware	94,054.96	142,653.05	-48,598.09	65.9%
460004 · Building/Maintenance	58,399.77	151,870.60	-93,470.83	38.5%
<b>Total 460000 · Capital Fund</b>	<b>373,770.13</b>	<b>856,860.70</b>	<b>-483,090.57</b>	<b>43.6%</b>
<b>Total Other Expense</b>	<b>373,770.13</b>	<b>856,860.70</b>	<b>-483,090.57</b>	<b>43.6%</b>
<b>Net Other Income</b>	<b>-373,770.13</b>	<b>-856,860.70</b>	<b>483,090.57</b>	<b>43.6%</b>
<b>Net Income</b>	<b>-518,773.71</b>	<b>-880,089.29</b>	<b>361,315.58</b>	<b>58.9%</b>

**Northwest Special Recreation Association**  
**Profit & Loss Budget vs. Actual**  
 January through October 2023

Modified Accrual Basis

	Jan - Oct 23	Budget	\$ Over Bud...	% of Budget
<b>Ordinary Income/Expense</b>				
<b>Income</b>				
<b>310000 · Member District Assessments</b>				
310001 · Arlington Heights Assessment	283,041.72	566,083.43	-283,041.71	50.0%
310002 · Bartlett Assessment	118,476.91	236,953.83	-118,476.92	50.0%
310003 · Buffalo Grove Assessment	155,391.98	310,783.96	-155,391.98	50.0%
310004 · Elk Grove Assessment	330,485.59	330,485.59	0.00	100.0%
310005 · Hanover Park Assessment	76,093.78	152,187.56	-76,093.78	50.0%
310006 · Hoffman Estates Assessment	310,873.06	310,873.06	0.00	100.0%
310007 · Inverness Assessment	37,854.25	37,854.25	0.00	100.0%
310008 · Mount Prospect Assessment	363,308.24	363,308.24	0.00	100.0%
310009 · Palatine Assessment	475,372.96	475,372.96	0.00	100.0%
310010 · Prospect Heights Assessment	77,491.12	77,491.10	0.02	100.0%
310011 · River Trails Assessment	107,365.04	107,365.04	0.00	100.0%
310012 · Rolling Meadows Assessment	142,363.78	142,363.78	0.00	100.0%
310013 · Salt Creek Assessment	38,350.57	38,350.57	0.00	100.0%
310014 · Schaumburg Assessment	680,516.88	680,516.88	0.00	100.0%
310015 · South Barrington Assessment	72,581.62	72,581.62	0.00	100.0%
310016 · Streamwood Assessment	88,603.73	177,207.46	-88,603.73	50.0%
310017 · Wheeling Assessment	240,528.02	240,528.02	0.00	100.0%
<b>Total 310000 · Member District Assessments</b>	<b>3,598,699.25</b>	<b>4,320,307.35</b>	<b>-721,608.10</b>	<b>83.3%</b>
<b>320000 · Program Fees</b>				
320001 · Club Fees	24,749.36	18,000.00	6,749.36	137.5%
320002 · Leisure Education Fees	8,887.00	8,400.00	487.00	105.8%
320003 · New Initiatives Fees	0.23	10,000.00	-9,999.77	0.0%
320004 · Special Events Fees	14,697.62	12,000.00	2,697.62	122.5%
320005 · Day Camp Fees	246,856.37	175,000.00	71,856.37	141.1%
320006 · General Programs Fees	255,330.19	150,000.00	105,330.19	170.2%
320008 · Trips Fees	49,290.94	70,000.00	-20,709.06	70.4%
320009 · PURSUIT	77,504.00	0.00	77,504.00	100.0%
320011 · Athletic Fees	27,784.11	37,000.00	-9,215.89	75.1%
320012 · Program Fees - Credits	-530.75	0.00	-530.75	100.0%
<b>Total 320000 · Program Fees</b>	<b>704,569.07</b>	<b>480,400.00</b>	<b>224,169.07</b>	<b>146.7%</b>
<b>321000 · Transportation - Door to Door</b>				
321001 · Clubs Door to Door	1,683.02	2,500.00	-816.98	67.3%
321003 · New Initiatives Door to Door	0.00	0.00	0.00	0.0%
321004 · Special Events Door to Door	16.00	2,100.00	-2,084.00	0.8%
321005 · Day Camp Door to Door	13,858.78	9,000.00	4,858.78	154.0%
321006 · General Programs Door to Door	2,404.85	2,500.00	-95.15	96.2%
321007 · Miscellaneous Door to Door	0.00	0.00	0.00	0.0%
321008 · Athletics Door to Door	0.00	0.00	0.00	0.0%
<b>Total 321000 · Transportation - Door to Door</b>	<b>17,962.65</b>	<b>16,100.00</b>	<b>1,862.65</b>	<b>111.6%</b>

**Northwest Special Recreation Association**  
**Profit & Loss Budget vs. Actual**  
 January through October 2023

Modified Accrual Basis

	Jan - Oct 23	Budget	\$ Over Bud...	% of Budget
<b>321100 · Transportation - Pick up Points</b>				
321101 · Clubs Pick Up Points	1,459.87	2,500.00	-1,040.13	58.4%
321102 · Leisure Edu Pick Up Points	581.00	1,680.00	-1,099.00	34.6%
321103 · New Initiatives Pick Up Points	0.00	0.00	0.00	0.0%
321104 · Special Events Pick Up Points	794.78	2,416.00	-1,621.22	32.9%
321105 · Day Camp Pick Up Points	7,689.25	12,000.00	-4,310.75	64.1%
321106 · General Programs Pick Up Points	8,657.96	8,000.00	657.96	108.2%
321107 · Miscellaneous Pick Up Points	0.00	0.00	0.00	0.0%
321108 · Athletics Pick Up Points	0.00	0.00	0.00	0.0%
<b>Total 321100 · Transportation - Pick up Points</b>	<b>19,182.86</b>	<b>26,596.00</b>	<b>-7,413.14</b>	<b>72.1%</b>
<b>340000 · Non Program Revenue</b>				
340001 · Non Program Revenue	7,422.91	4,250.00	3,172.91	174.7%
340009 · Collaboratives	332,219.33	439,696.00	-107,476.67	75.6%
340000 · Non Program Revenue - Other	149.66			
<b>Total 340000 · Non Program Revenue</b>	<b>339,791.90</b>	<b>443,946.00</b>	<b>-104,154.10</b>	<b>76.5%</b>
<b>350000 · SLSF Grant Contributions</b>				
350001 · Scholarship Contribution	81,207.00	73,759.50	7,447.50	110.1%
350002 · Programs Contribution	0.00	95,410.31	-95,410.31	0.0%
350003 · Inclusion Contribution	500.00	14,846.00	-14,346.00	3.4%
350004 · Transportation Contribution	15,000.00	57,415.53	-42,415.53	26.1%
350005 · Athletics Contribution	3,647.00	55,871.99	-52,224.99	6.5%
350006 · Miscellaneous Contribution	0.00	0.00	0.00	0.0%
<b>Total 350000 · SLSF Grant Contributions</b>	<b>100,354.00</b>	<b>297,303.33</b>	<b>-196,949.33</b>	<b>33.8%</b>
<b>360000 · Sale of Fixed Assets</b>				
360001 · Sale of Fixed Assets	0.00	16,675.00	-16,675.00	0.0%
<b>Total 360000 · Sale of Fixed Assets</b>	<b>0.00</b>	<b>16,675.00</b>	<b>-16,675.00</b>	<b>0.0%</b>
<b>370000 · Interest</b>				
370001 · Operating Interest	93,957.04	95,000.00	-1,042.96	98.9%
370002 · Investment Interest	21,332.40	5,000.00	16,332.40	426.6%
<b>Total 370000 · Interest</b>	<b>115,289.44</b>	<b>100,000.00</b>	<b>15,289.44</b>	<b>115.3%</b>
<b>380000 · Revenue SLSF</b>				
380001 · Revenue SLSF	44.95	500.00	-455.05	9.0%
<b>Total 380000 · Revenue SLSF</b>	<b>44.95</b>	<b>500.00</b>	<b>-455.05</b>	<b>9.0%</b>
<b>390000 · General Ledger Credit</b>	<b>0.00</b>			
<b>Total Income</b>	<b>4,895,894.12</b>	<b>5,701,827.68</b>	<b>-805,933.56</b>	<b>85.9%</b>
<b>Gross Profit</b>	<b>4,895,894.12</b>	<b>5,701,827.68</b>	<b>-805,933.56</b>	<b>85.9%</b>

**Northwest Special Recreation Association**  
**Profit & Loss Budget vs. Actual**  
January through October 2023

Modified Accrual Basis

Expense	Jan - Oct 23	Budget	\$ Over Bud...	% of Budget
<b>420000 · Operating Expenses</b>				
<b>421000 · Administration</b>				
<b>421001 · Professional Expenses</b>				
421002 · Professional Fees	41,053.40	87,875.00	-46,821.60	46.7%
421003 · Legal Fees	12,437.30	10,150.00	2,287.30	122.5%
421004 · Miscellaneous	1,468.27	770.00	698.27	190.7%
<b>Total 421001 · Professional Expenses</b>	54,958.97	98,795.00	-43,836.03	55.6%
<b>421100 · Office Supplies</b>				
421101 · Coffee / Water	147.30	425.00	-277.70	34.7%
421102 · Furniture Needs	766.91	300.00	466.91	255.6%
421103 · Locksmith / Keys	519.95	500.00	19.95	104.0%
421104 · Nametags	594.55	500.00	94.55	118.9%
421105 · Supplies	3,733.60	3,000.00	733.60	124.5%
421106 · Miscellaneous	589.74	350.00	239.74	168.5%
<b>Total 421100 · Office Supplies</b>	6,352.05	5,075.00	1,277.05	125.2%
<b>421150 · Credit Card &amp; Bank Fees</b>				
421151 · Bank Fees	14,570.59	8,500.00	6,070.59	171.4%
421152 · Credit Card Processing Fees	261.70	4,500.00	-4,238.30	5.8%
421153 · PFM Fees	1,260.39	2,000.00	-739.61	63.0%
<b>Total 421150 · Credit Card &amp; Bank Fees</b>	16,092.68	15,000.00	1,092.68	107.3%
<b>421200 · Postage</b>				
421201 · Postage	-87,605.78	1,500.00	-89,105.78	-5,840.4%
421202 · Postal Machine Rental	1,364.13	1,860.00	-495.87	73.3%
421203 · Printing Vendors	0.00	0.00	0.00	0.0%
421204 · Miscellaneous	380.21	240.00	140.21	158.4%
<b>Total 421200 · Postage</b>	-85,861.44	3,600.00	-89,461.44	-2,385.0%
<b>421300 · Telephone/Fax</b>				
421301 · Cell Phone Service	7,793.18	9,360.50	-1,567.32	83.3%
421302 · Director Phone/Internet Service	0.00	1,200.00	-1,200.00	0.0%
421303 · Fax Maintenance	0.00	399.00	-399.00	0.0%
421304 · Office Phones	6,945.46	7,812.00	-866.54	88.9%
421305 · Phone Maintenance	2,906.55	4,768.00	-1,861.45	61.0%
421306 · Miscellaneous	0.00	250.00	-250.00	0.0%
<b>Total 421300 · Telephone/Fax</b>	17,645.19	23,789.50	-6,144.31	74.2%

**Northwest Special Recreation Association**  
**Profit & Loss Budget vs. Actual**  
January through October 2023

Modified Accrual Basis

	Jan - Oct 23	Budget	\$ Over Bud...	% of Budget
<b>421400 · Conferences/Education</b>				
421401 · NRPA Conf/Wkshps/Webnrs/S...	6,203.64	3,988.00	2,215.64	155.6%
421402 · IPRA Conf/Wkshps/Webnrs/Sc...	16,866.51	26,788.64	-9,922.13	63.0%
421403 · PDRMA Conf/Wkshps/Webnrs/...	140.00	610.00	-470.00	23.0%
421404 · IAPD Conf/Wkshps/Webnrs/Sc...	388.89	2,007.00	-1,618.11	19.4%
421405 · Evaluation Lunches	1,713.73	2,280.00	-566.27	75.2%
421406 · Professional Meetings	8,888.14	4,800.00	4,088.14	185.2%
421407 · Other Trainings/Workshops	10,667.89	8,474.00	2,193.89	125.9%
421408 · ATRA/Conf/Wrkshopp Web Sc...	6,810.94	11,238.00	-4,427.06	60.6%
<b>Total 421400 · Conferences/Education</b>	<b>51,679.74</b>	<b>60,185.64</b>	<b>-8,505.90</b>	<b>85.9%</b>
<b>421500 · Memberships</b>				
421501 · ATRA	3,275.00	1,500.00	1,775.00	218.3%
421502 · CDL Reimbursement / Renewal	51.13	920.00	-868.87	5.6%
421503 · CPRP Exam / Renewal	150.00	703.00	-553.00	21.3%
421504 · CTRS Exam / Renewal	2,155.00	3,390.00	-1,235.00	63.6%
421505 · Distinguished Accreditation	600.00	100.00	500.00	600.0%
421506 · Hands On Suburban Chicago	0.00	300.00	-300.00	0.0%
421507 · IPRA	2,900.00	12,747.00	-9,847.00	22.8%
421508 · LAC Group	0.00	500.00	-500.00	0.0%
421509 · NRPA	550.00	525.00	25.00	104.8%
421510 · Safety	847.99	2,410.00	-1,562.01	35.2%
421511 · Costco	0.00	170.00	-170.00	0.0%
421513 · Miscellaneous	3,680.93	933.00	2,747.93	394.5%
421514 · CPI Recertification	2,249.00	300.00	1,949.00	749.7%
421515 · SHRM	664.00	0.00	664.00	100.0%
<b>Total 421500 · Memberships</b>	<b>17,123.05</b>	<b>24,498.00</b>	<b>-7,374.95</b>	<b>69.9%</b>
<b>421600 · Health Insurance</b>				
421601 · Voluntary Benefits	-5,181.42	0.00	-5,181.42	100.0%
421602 · Employee Contributions	0.00	0.00	0.00	0.0%
421603 · Employer Contributions	280,887.18	446,763.96	-165,876.78	62.9%
<b>Total 421600 · Health Insurance</b>	<b>275,705.76</b>	<b>446,763.96</b>	<b>-171,058.20</b>	<b>61.7%</b>
<b>421700 · Maintenance/Utilities</b>				
421701 · Condo Maintenance	9,691.05	11,000.00	-1,308.95	88.1%
421702 · Electric	6,939.97	12,000.00	-5,060.03	57.8%
421703 · Gas	3,450.63	4,000.00	-549.37	86.3%
421705 · Total Fire and Safety	5,309.35	7,477.00	-2,167.65	71.0%
421706 · Internet	15,230.98	17,370.84	-2,139.86	87.7%
421707 · Miscellaneous	3,008.32	5,000.00	-1,991.68	60.2%
421708 · Cleaning Supplies	1,163.84	4,580.39	-3,416.55	25.4%
<b>Total 421700 · Maintenance/Utilities</b>	<b>44,794.14</b>	<b>61,428.23</b>	<b>-16,634.09</b>	<b>72.9%</b>

**Northwest Special Recreation Association**  
**Profit & Loss Budget vs. Actual**  
January through October 2023

Modified Accrual Basis

	Jan - Oct 23	Budget	\$ Over Bud...	% of Budget
<b>421800 · Rent</b>				
421801 · Condo Association Fee	10,650.00	12,780.00	-2,130.00	83.3%
421802 · RMCC Rental Space	25,000.00	30,000.00	-5,000.00	83.3%
421803 · HPPD Rental Space	14,430.00	17,316.00	-2,886.00	83.3%
421804 · MPPD Rental Space	22,500.00	30,000.00	-7,500.00	75.0%
421805 · Wheeling Rental Space	30,000.00	30,000.00	0.00	100.0%
421806 · BGPD Rental Space	15,000.00	30,090.00	-15,090.00	49.9%
421807 · HEPD Rental Space	30,000.00	30,090.00	-90.00	99.7%
<b>Total 421800 · Rent</b>	147,580.00	180,276.00	-32,696.00	81.9%
<b>421900 · Computer</b>				
421901 · Database Enhancements	95.88	4,537.00	-4,441.12	2.1%
421902 · Framework Support	51,706.74	81,180.00	-29,473.26	63.7%
421904 · Web Development	792.02	900.00	-107.98	88.0%
421905 · Miscellaneous Software	58,586.41	59,407.09	-820.68	98.6%
421906 · Miscellaneous Hardware	2,463.53	2,700.00	-236.47	91.2%
421900 · Computer - Other	1,205.70			
<b>Total 421900 · Computer</b>	114,850.28	148,724.09	-33,873.81	77.2%
<b>Total 421000 · Administration</b>	660,920.42	1,068,135.42	-407,215.00	61.9%
<b>422000 · Program</b>				
<b>422100 · Rental Municipal</b>				
422101 · Clubs	0.00	2,000.00	-2,000.00	0.0%
422102 · Leisure Education	0.00	1,000.00	-1,000.00	0.0%
422104 · Special Events	0.00	959.00	-959.00	0.0%
422105 · Day Camp	14,501.43	8,000.00	6,501.43	181.3%
422106 · General Programs	2,956.99	11,500.00	-8,543.01	25.7%
422107 · Miscellaneous	0.00	0.00	0.00	0.0%
422108 · Trips	0.00	0.00	0.00	0.0%
422109 · PURSUIT	1,021.74	3,600.00	-2,578.26	28.4%
422111 · Athletics	5,137.36	4,000.00	1,137.36	128.4%
<b>Total 422100 · Rental Municipal</b>	23,617.52	31,059.00	-7,441.48	76.0%
<b>422200 · Commercial Expenses</b>				
422201 · Clubs	5,633.48	6,500.00	-866.52	86.7%
422202 · Leisure Education	1,394.00	1,000.00	394.00	139.4%
422204 · Special Events	9,668.02	8,000.00	1,668.02	120.9%
422205 · Day Camp	2,837.00	6,000.00	-3,163.00	47.3%
422206 · General Programs	31,962.27	21,000.00	10,962.27	152.2%
422207 · Miscellaneous	72.70	0.00	72.70	100.0%
422208 · Trips	43,119.56	35,000.00	8,119.56	123.2%

**Northwest Special Recreation Association**  
**Profit & Loss Budget vs. Actual**  
January through October 2023

Modified Accrual Basis

	Jan - Oct 23	Budget	\$ Over Bud...	% of Budget
422209 · PURSUIT	20,107.78	30,000.00	-9,892.22	67.0%
422211 · Athletics	6,081.80	22,000.00	-15,918.20	27.6%
<b>Total 422200 · Commercial Expenses</b>	<b>120,876.61</b>	<b>129,500.00</b>	<b>-8,623.39</b>	<b>93.3%</b>
<b>422300 · Program Development</b>				
422301 · New Programming Space	2,541.66	4,500.00	-1,958.34	56.5%
422302 · PURSUIT	0.00	0.00	0.00	0.0%
422303 · New Initiatives / Programs	2,137.09	2,500.00	-362.91	85.5%
422305 · Program Space 6	18.99	2,000.00	-1,981.01	0.9%
<b>Total 422300 · Program Development</b>	<b>4,697.74</b>	<b>9,000.00</b>	<b>-4,302.26</b>	<b>52.2%</b>
<b>422400 · Program Supplies</b>				
422401 · Clubs	2,367.01	4,000.00	-1,632.99	59.2%
422402 · Leisure Education	605.75	1,000.00	-394.25	60.6%
422404 · Special Events	1,218.49	800.00	418.49	152.3%
422405 · Day Camp	2,880.59	8,000.00	-5,119.41	36.0%
422406 · General Programs	13,206.64	17,350.00	-4,143.36	76.1%
422407 · Equipment Repair	2,004.29	1,000.00	1,004.29	200.4%
422408 · Trips	-242.00	300.00	-542.00	-80.7%
422409 · PURSUIT	28,705.93	21,500.00	7,205.93	133.5%
422411 · Paper Products	1,226.58	2,000.00	-773.42	61.3%
422412 · Training / Orientation	1,351.38	1,250.00	101.38	108.1%
422413 · CPI Books	854.70	0.00	854.70	100.0%
422414 · First Aid / CPR	2,468.81	1,300.00	1,168.81	189.9%
422415 · Staff Appreciation Party	1,725.49	1,500.00	225.49	115.0%
422416 · Part Time/ Volunteer Apparel	0.00	0.00	0.00	0.0%
422417 · Storeroom Supplies	0.00	500.00	-500.00	0.0%
422418 · Miscellaneous	237.10	0.00	237.10	100.0%
422419 · Full Time Apparel	97.17	0.00	97.17	100.0%
422421 · Safety/Behavior	691.38	5,500.00	-4,808.62	12.6%
422422 · Committees	1,336.87	2,000.00	-663.13	66.8%
422423 · Athletics	-864.02	2,000.00	-2,864.02	-43.2%
<b>Total 422400 · Program Supplies</b>	<b>59,872.16</b>	<b>70,000.00</b>	<b>-10,127.84</b>	<b>85.5%</b>
<b>422500 · Commercial Transportation</b>				
422502 · Leisure Education	0.00	0.00	0.00	0.0%
422504 · Special Events	0.00	0.00	0.00	0.0%
422505 · Day Camp	91,204.60	144,000.00	-52,795.40	63.3%
422508 · Trips	4,388.20	15,000.00	-10,611.80	29.3%
422509 · Miscellaneous	0.00	0.00	0.00	0.0%
422510 · Athletics	3,150.96	5,000.00	-1,849.04	63.0%
<b>Total 422500 · Commercial Transportation</b>	<b>98,743.76</b>	<b>164,000.00</b>	<b>-65,256.24</b>	<b>60.2%</b>



**Northwest Special Recreation Association**  
**Profit & Loss Budget vs. Actual**  
January through October 2023

Modified Accrual Basis

	Jan - Oct 23	Budget	\$ Over Bud...	% of Budget
<b>422600 · Mileage</b>				
422601 · Mileage	37,305.92	31,000.00	6,305.92	120.3%
<b>Total 422600 · Mileage</b>	37,305.92	31,000.00	6,305.92	120.3%
<b>422700 · Transportation Maintenance</b>				
422701 · Cleaning Supplies	112.00	1,380.00	-1,268.00	8.1%
422702 · Repair / Maintenance	79,885.22	76,620.00	3,265.22	104.3%
422703 · General Equipment	0.00	0.00	0.00	0.0%
422705 · Miscellaneous	483.06	500.00	-16.94	96.6%
<b>Total 422700 · Transportation Maintenance</b>	80,480.28	78,500.00	1,980.28	102.5%
<b>422800 · Transportation- Gas/Tolls/Park</b>				
422801 · Gas	55,578.97	79,200.00	-23,621.03	70.2%
422802 · Tolls	5,998.11	6,300.00	-301.89	95.2%
<b>Total 422800 · Transportation- Gas/Tolls/P...</b>	61,577.08	85,500.00	-23,922.92	72.0%
<b>422900 · Printing</b>				
422901 · Copier 2nd Floor	0.00	0.00	0.00	0.0%
422902 · Copier 3rd Floor	0.00	0.00	0.00	0.0%
422903 · Day Camp Brochure	2,058.00	2,700.00	-642.00	76.2%
422904 · Paper	2,530.36	2,450.00	80.36	103.3%
422905 · Printer Service	0.00	0.00	0.00	0.0%
422906 · Printer Toner (OSP)	3,225.71	8,520.00	-5,294.29	37.9%
422907 · Seasonal Brochure	12,637.00	17,700.00	-5,063.00	71.4%
422908 · Stationary / Business Cards	1,023.28	1,130.00	-106.72	90.6%
422909 · Miscellaneous	52.28	1,500.00	-1,447.72	3.5%
<b>Total 422900 · Printing</b>	21,526.63	34,000.00	-12,473.37	63.3%
<b>423100 · Public Awareness</b>				
423101 · Awards / Recognition	6,678.54	1,500.00	5,178.54	445.2%
423102 · Ads	189.42	980.00	-790.58	19.3%
423103 · Legal Notices	0.00	500.00	-500.00	0.0%
423104 · Online Media	221.53	960.00	-738.47	23.1%
423105 · Giveaways	0.00	750.00	-750.00	0.0%
423106 · Admin Professionals Week	349.00	250.00	99.00	139.6%
423107 · Staff Support	1,329.77	3,200.00	-1,870.23	41.6%
423108 · Subscriptions	1,908.38	2,076.00	-167.62	91.9%
423109 · Miscellaneous	292.00	0.00	292.00	100.0%
423110 · Recruitment	19,568.68	21,409.50	-1,840.82	91.4%
423111 · Outreach	3,240.67	5,000.00	-1,759.33	64.8%
<b>Total 423100 · Public Awareness</b>	33,777.99	36,625.50	-2,847.51	92.2%
<b>Total 422000 · Program</b>	542,475.69	669,184.50	-126,708.81	81.1%

**Northwest Special Recreation Association**  
**Profit & Loss Budget vs. Actual**  
 January through October 2023

Modified Accrual Basis

	Jan - Oct 23	Budget	\$ Over Bud...	% of Budget
<b>424000 · Salary(Staff &amp; Indep Cntrctrs)</b>				
<b>424100 · Full Time</b>				
424101 · Salary	1,909,190.91	2,437,113.49	-527,922.58	78.3%
424102 · Overtime	460.77	200.00	260.77	230.4%
424103 · Phone/Data Stipend	14,840.00	20,160.00	-5,320.00	73.6%
<b>Total 424100 · Full Time</b>	1,924,491.68	2,457,473.49	-532,981.81	78.3%
<b>424200 · Part Time</b>				
424201 · Clubs	0.00	2,000.00	-2,000.00	0.0%
424203 · Program Dev't	0.00	2,000.00	-2,000.00	0.0%
424204 · Special Events	2,197.12	0.00	2,197.12	100.0%
424205 · Day Camp	338,750.82	275,000.00	63,750.82	123.2%
424206 · General Programs	311,252.44	97,000.00	214,252.44	320.9%
424207 · Office Support	47,800.48	34,230.00	13,570.48	139.6%
424208 · Trips	0.00	0.00	0.00	0.0%
424209 · PURSUIT	17,558.51	24,480.00	-6,921.49	71.7%
424211 · Training	29,887.30	35,000.00	-5,112.70	85.4%
424213 · Athletics	0.00	8,500.00	-8,500.00	0.0%
424214 · Transportation	93,379.32	80,000.00	13,379.32	116.7%
<b>Total 424200 · Part Time</b>	840,825.99	558,210.00	282,615.99	150.6%
<b>424300 · Payroll Processing</b>				
424301 · Payroll Fees	0.00	0.00	0.00	0.0%
424302 · Direct Deposit	0.00	0.00	0.00	0.0%
424303 · FSA	738.25	1,450.00	-711.75	50.9%
424304 · W2 Processing	230.21	330.00	-99.79	69.8%
424305 · Miscellaneous	0.00	0.00	0.00	0.0%
<b>Total 424300 · Payroll Processing</b>	968.46	1,780.00	-811.54	54.4%
<b>424400 · Independent Contractors</b>				
424401 · Day Camp	11,347.50	2,000.00	9,347.50	567.4%
424402 · General Programs	8,810.00	10,000.00	-1,190.00	88.1%
424403 · Office	5,520.00	5,000.00	520.00	110.4%
424404 · Trips	0.00	0.00	0.00	0.0%
424405 · PURSUIT	2,157.50	3,000.00	-842.50	71.9%
424407 · Athletics	1,300.00	2,500.00	-1,200.00	52.0%
424408 · Leisure Ed	0.00	2,500.00	-2,500.00	0.0%
424400 · Independent Contractors - Other	100.00			
<b>Total 424400 · Independent Contractors</b>	29,235.00	25,000.00	4,235.00	116.9%

**Northwest Special Recreation Association**  
**Profit & Loss Budget vs. Actual**  
January through October 2023

Modified Accrual Basis

	Jan - Oct 23	Budget	\$ Over Bud...	% of Budget
424500 · Car Allowance				
424501 · Car Allowance	6,300.00	7,800.00	-1,500.00	80.8%
<b>Total 424500 · Car Allowance</b>	<b>6,300.00</b>	<b>7,800.00</b>	<b>-1,500.00</b>	<b>80.8%</b>
<b>Total 424000 · Salary(Staff &amp; Indep Cntrctrs)</b>	<b>2,801,821.13</b>	<b>3,050,263.49</b>	<b>-248,442.36</b>	<b>91.9%</b>
<b>Total 420000 · Operating Expenses</b>	<b>4,005,217.24</b>	<b>4,787,583.41</b>	<b>-782,366.17</b>	<b>83.7%</b>
<b>441000 · Liabilities</b>				
441001 · Criminal Background Checks	3,000.00	1,640.00	1,360.00	182.9%
441002 · Drug Tests / Physicals	2,183.00	4,200.00	-2,017.00	52.0%
441003 · Unemployment	0.00	13,278.93	-13,278.93	0.0%
441004 · Liability Fees	33,207.42	64,266.00	-31,058.58	51.7%
441006 · Miscellaneous	11.50	0.00	11.50	100.0%
<b>Total 441000 · Liabilities</b>	<b>38,401.92</b>	<b>83,384.93</b>	<b>-44,983.01</b>	<b>46.1%</b>
<b>442000 · Audit</b>				
442001 · Audit	20.00	12,500.00	-12,480.00	0.2%
442002 · GASB	2,700.00	0.00	2,700.00	100.0%
<b>Total 442000 · Audit</b>	<b>2,720.00</b>	<b>12,500.00</b>	<b>-9,780.00</b>	<b>21.8%</b>
<b>442100 · FICA - Employer Tax Expense</b>	<b>292,305.80</b>	<b>276,230.52</b>	<b>16,075.28</b>	<b>105.8%</b>
<b>442200 · IMRF</b>				
442201 · ER Contributions - FT	54,073.63	94,350.70	-40,277.07	57.3%
442202 · EE Deductions - FT	8,338.95			
442203 · ER Contributions - PT	-1,052.55	36,355.56	-37,408.11	-2.9%
442204 · EE Deductions - PT	1,618.47	0.00	1,618.47	100.0%
442205 · Voluntary Contributions	-234.33	0.00	-234.33	100.0%
<b>Total 442200 · IMRF</b>	<b>62,744.17</b>	<b>130,706.26</b>	<b>-67,962.09</b>	<b>48.0%</b>
<b>450000 · Inclusion</b>				
450001 · Arlington Heights	49,448.94	31,034.72	18,414.22	159.3%
450002 · Bartlett	14,879.95	9,240.56	5,639.39	161.0%
450003 · Buffalo Grove	74,283.80	44,358.03	29,925.77	167.5%
450004 · Elk Grove Village	21,893.78	12,728.55	9,165.23	172.0%
450005 · Hanover Park	9,232.36	8,993.54	238.82	102.7%
450006 · Hoffman Estates	39,971.98	23,865.66	16,106.32	167.5%
450007 · Inverness	78.91	100.00	-21.09	78.9%
450008 · Mount Prospect	18,711.94	19,512.35	-800.41	95.9%
450009 · Palatine	48,887.84	41,533.53	7,354.31	117.7%
450010 · Prospect Heights	7,395.29	15,762.90	-8,367.61	46.9%
450011 · River Trails	15,284.13	6,094.05	9,190.08	250.8%
450012 · Rolling Meadows	53,699.15	42,104.71	11,594.44	127.5%
450013 · Salt Creek	1,262.25	2,826.71	-1,564.46	44.7%
450014 · Schaumburg	137,101.49	57,328.47	79,773.02	239.2%

**Northwest Special Recreation Association**  
**Profit & Loss Budget vs. Actual**  
January through October 2023

Modified Accrual Basis

	Jan - Oct 23	Budget	\$ Over Bud...	% of Budget
450015 · South Barrington	14,954.67	3,306.32	11,648.35	452.3%
450016 · Steamwood	3,917.84	2,541.59	1,376.25	154.1%
450017 · Wheeling	70,707.14	62,389.46	8,317.68	113.3%
450018 · Ability Awareness	802.11	500.00	302.11	160.4%
450019 · Training Salary	13,806.82	8,250.00	5,556.82	167.4%
450020 · Rovers Salary	18,454.37	36,420.00	-17,965.63	50.7%
450021 · Training Supplies	1,044.16	2,000.00	-955.84	52.2%
450022 · Miscellaneous	2,784.38	3,760.00	-975.62	74.1%
<b>Total 450000 · Inclusion</b>	<b>618,603.30</b>	<b>434,651.15</b>	<b>183,952.15</b>	<b>142.3%</b>
6560 · Payroll Expenses	1,264.17			
<b>Total Expense</b>	<b>5,021,256.60</b>	<b>5,725,056.27</b>	<b>-703,799.67</b>	<b>87.7%</b>
<b>Net Ordinary Income</b>	<b>-125,362.48</b>	<b>-23,228.59</b>	<b>-102,133.89</b>	<b>539.7%</b>
<b>Other Income/Expense</b>				
<b>Other Expense</b>				
<b>460000 · Capital Fund</b>				
460001 · Capital Expenses/Projects	3,077.40	98,597.05	-95,519.65	3.1%
460002 · Vehicles/Maintenance	218,238.00	463,740.00	-245,502.00	47.1%
460003 · Technology/Hardware	115,626.00	142,653.05	-27,027.05	81.1%
460004 · Building/Maintenance	58,431.52	151,870.60	-93,439.08	38.5%
<b>Total 460000 · Capital Fund</b>	<b>395,372.92</b>	<b>856,860.70</b>	<b>-461,487.78</b>	<b>46.1%</b>
<b>Total Other Expense</b>	<b>395,372.92</b>	<b>856,860.70</b>	<b>-461,487.78</b>	<b>46.1%</b>
<b>Net Other Income</b>	<b>-395,372.92</b>	<b>-856,860.70</b>	<b>461,487.78</b>	<b>46.1%</b>
<b>Net Income</b>	<b>-520,735.40</b>	<b>-880,089.29</b>	<b>359,353.89</b>	<b>59.2%</b>

**Northwest Special Recreation Association**  
**Balance Sheet**  
As of September 30, 2023

Modified Accrual Basis

	Sep 30, 23
<b>ASSETS</b>	
<b>Current Assets</b>	
<b>Checking/Savings</b>	
10100 · Flex Spending - Benefit	3,534.50
10300 · Petty Cash	500.00
10600 · NWSRA Operating	285,220.29
11200 · PFM General Reserve	
11210 · PFM General Reserve Investments	1,206,000.00
11200 · PFM General Reserve - Other	61,925.83
<b>Total 11200 · PFM General Reserve</b>	1,267,925.83
11215 · PFM Capital Reserve	933,309.67
11500 · MDAA Max Safe	328,871.87
11650 · Capital Max Safe	722,750.51
<b>Total Checking/Savings</b>	3,542,112.67
<b>Other Current Assets</b>	
12001 · Scholarship - Receivable	82,109.72
12200 · PREPAID EXPENSES	840.68
<b>Total Other Current Assets</b>	82,950.40
<b>Total Current Assets</b>	3,625,063.07
<b>Fixed Assets</b>	
13050 · Buildings	1,006,000.00
13060 · Building Improvements	1,330,054.40
13070 · Parking Lot	71,730.00
13100 · Equipment	756,828.24
13110 · Accum.Depre- Equipment	-406,646.43
13200 · Transportation Equipment	1,510,436.00
13210 · Accum.Depre.	-1,737,736.90
<b>Total Fixed Assets</b>	2,530,665.31
<b>TOTAL ASSETS</b>	<b>6,155,728.38</b>
<b>LIABILITIES &amp; EQUITY</b>	
<b>Liabilities</b>	
<b>Current Liabilities</b>	
<b>Credit Cards</b>	
Fifth Third PCards	54,303.90
<b>Total Credit Cards</b>	54,303.90

**Northwest Special Recreation Association**  
**Balance Sheet**  
As of September 30, 2023

Modified Accrual Basis

	Sep 30, 23
<b>Other Current Liabilities</b>	
2110 · Direct Deposit Liabilities	-2,115.69
21100 · Anticipated Refunds - Prog Fees	12,471.20
21203 · Accrued Expenses	60,180.00
<b>21500 · Payroll Liabilities</b>	
21510 · Employee Taxes	31,879.41
21530 · Employee Health Insurance	-3,663.22
22100 · EE FSA Depend & Med	4,421.02
21500 · Payroll Liabilities - Other	-16,627.78
<b>Total 21500 · Payroll Liabilities</b>	16,009.43
21600 · Security Deposits	250.00
21700 · Unclaimed Payroll/Property	-2,923.75
22000 · Accrued Payroll	44,978.00
<b>Total Other Current Liabilities</b>	128,849.19
<b>Total Current Liabilities</b>	183,153.09
<b>Long Term Liabilities</b>	
22500 · ACCRUED VACATION	95,101.28
<b>Total Long Term Liabilities</b>	95,101.28
<b>Total Liabilities</b>	278,254.37
<b>Equity</b>	
29500 · Retained Earnings	4,898,946.82
29550 · INVESTMENT IN CAPITAL ASSETS	1,497,300.90
Net Income	-518,773.71
<b>Total Equity</b>	5,877,474.01
<b>TOTAL LIABILITIES &amp; EQUITY</b>	<b>6,155,728.38</b>

**Northwest Special Recreation Association**  
**Balance Sheet**  
As of October 31, 2023

Modified Accrual Basis

	Oct 31, 23
<b>ASSETS</b>	
<b>Current Assets</b>	
<b>Checking/Savings</b>	
10100 · Flex Spending - Benefit	1,226.83
10300 · Petty Cash	500.00
10600 · NWSRA Operating	223,490.31
11200 · PFM General Reserve	
11210 · PFM General Reserve Investments	1,206,000.00
11200 · PFM General Reserve - Other	62,190.84
<b>Total 11200 · PFM General Reserve</b>	1,268,190.84
11215 · PFM Capital Reserve	934,907.28
11500 · MDAA Max Safe	412,561.26
11650 · Capital Max Safe	726,146.23
<b>Total Checking/Savings</b>	3,567,022.75
<b>Other Current Assets</b>	
12001 · Scholarship - Receivable	81,998.72
12200 · PREPAID EXPENSES	840.68
<b>Total Other Current Assets</b>	82,839.40
<b>Total Current Assets</b>	3,649,862.15
<b>Fixed Assets</b>	
13050 · Buildings	1,006,000.00
13060 · Building Improvements	1,330,054.40
13070 · Parking Lot	71,730.00
13100 · Equipment	756,828.24
13110 · Accum.Depre- Equipment	-406,646.43
13200 · Transportation Equipment	1,510,436.00
13210 · Accum.Depre.	-1,737,736.90
<b>Total Fixed Assets</b>	2,530,665.31
<b>TOTAL ASSETS</b>	<b>6,180,527.46</b>
<b>LIABILITIES &amp; EQUITY</b>	
<b>Liabilities</b>	
<b>Current Liabilities</b>	
<b>Credit Cards</b>	
Fifth Third PCards	55,064.57
<b>Total Credit Cards</b>	55,064.57

**Northwest Special Recreation Association**  
**Balance Sheet**  
As of October 31, 2023

Modified Accrual Basis

	Oct 31, 23
<b>Other Current Liabilities</b>	
2110 · Direct Deposit Liabilities	-2,147.37
21100 · Anticipated Refunds - Prog Fees	12,471.20
21203 · Accrued Expenses	60,180.00
<b>21500 · Payroll Liabilities</b>	
21510 · Employee Taxes	59,283.18
21530 · Employee Health Insurance	-3,663.22
22100 · EE FSA Depend & Med	3,049.03
21500 · Payroll Liabilities - Other	-16,627.78
<b>Total 21500 · Payroll Liabilities</b>	42,041.21
21600 · Security Deposits	250.00
21700 · Unclaimed Payroll/Property	-2,923.75
22000 · Accrued Payroll	44,978.00
<b>Total Other Current Liabilities</b>	154,849.29
<b>Total Current Liabilities</b>	209,913.86
<b>Long Term Liabilities</b>	
22500 · ACCRUED VACATION	95,101.28
<b>Total Long Term Liabilities</b>	95,101.28
<b>Total Liabilities</b>	305,015.14
<b>Equity</b>	
29500 · Retained Earnings	4,898,946.82
29550 · INVESTMENT IN CAPITAL ASSETS	1,497,300.90
Net Income	-520,735.40
<b>Total Equity</b>	5,875,512.32
<b>TOTAL LIABILITIES &amp; EQUITY</b>	<b>6,180,527.46</b>



NWSRA Account Snapshot as of 09/30/2023:

Village Bank & Trust

- 1. NW Operating \$285,220.29
- 2. MDAA Max Safe \$328,871.87
- 3. Capital Max Safe \$722,750.51
- \$1,336,842.67

PFM

- 4. PFM General Reserve
  - a. Liquid Asset Fund \$61,925.83
  - b. Investments \$1,206,000.00
  - \$1,267,925.83
  
- 5. PFM Capital Reserve
  - a. Liquid Asset Fund \$358,309.67
  - b. Investments - \$575,000.00
  - \$933,309.67

Total of all assets/Accounts = \$3,538,078.17

NWSRA Account Snapshot as of 10/31/2023:

Village Bank & Trust

- 1. NW Operating \$223,490.31
- 2. MDAA Max Safe \$412,561.26
- 3. Capital Max Safe \$726,146.23
- \$1,362,197.80

PFM

- 4. PFM General Reserve
  - a. Liquid Asset Fund \$62,190.84
  - b. Investments \$1,206,000.00
  - \$1,268,190.84
  
- 5. PFM Capital Reserve
  - a. Liquid Asset Fund \$359,907.28
  - b. Investments - \$575,000.00
  - \$934,907.28

Total of all assets/Accounts = \$3,565,295.92

Administration	Programs	Salary	Liability/Audit/IMRF
421000 Prof. Fees	422100 Rent Municipal	424100 Full Time	441000 Liability/PDRMA
421100 Office Supply	422200 Rent Commercial	424200 Part Time	442000 Audit
421150 Fees	422300 Program Dev.	424300 Payroll Processing	442100 FICA
421200 Postage	422400 Program Supply	424500 Car Allowance	442200 IMRF
421300 Phones/Fax	422500 Comm. Trans.		
421400 Conference/Education	422600 Staff Mileage		
421500 Memberships	422700 Trans. Maint.		
421600 Health Insurance	422800 gas/tolls/parking		
421700 Maint./Utilities	422900 Printing		
421800 Rent	423000 Sub./Ads.		
421900 Computers	423100 Public Awareness		

<b>Total VB&amp;T Electronic Accounts Payable September</b>	<b>\$</b>	<b>59,341.78</b>
<b>Electronic Accounts Payable (PCARDS-5th-3rd) for September</b>	<b>\$</b>	<b>47,561.17</b>
<b>Total VB&amp;T Business Checking Accounts Payable issued in September</b>	<b>\$</b>	<b>56,942.36</b>
	<b>\$</b>	<b>163,845.31</b>

<b>Payroll</b>	<b>09.08.2023</b>	<b>\$</b>	<b>119,684.57</b>
	<b>09.22.2023</b>	<b>\$</b>	<b>124,637.36</b>

<b>IMRF Payment</b>	<b>09.20.2023</b>	<b>\$</b>	<b>16,713.80</b>
---------------------	-------------------	-----------	------------------

---

<b>Motion to approve Warrant 09.30.2023</b>	<b>\$</b>	<b>424,881.04</b>
---	-----------	-------------------

**Warrant  
Summary  
As of September 30, 2023**

Vendor	Description	Amount
Clipboard Health	Aide Inclusion	\$ 6,509.70
PDRMA	Health benefits and liability charges	\$ 40,206.34
Wex Bank	Fuel	\$ 4,260.55
ComEd	Electric	\$ 1,269.84
CostCo	Miscellaneous purchases	\$ 229.95
Wells Fargo	Konica Minolta - 2nd & 3rd Flr Copier	\$ 1,256.72
Sterling Integration	Computer Rent	\$ 400.00
MissionSquare Investment	Voluntary Benefits	\$ 2,530.00
Aflac	Voluntary benefits	\$ 593.02
FLEX BEN OPERATI AC	Voluntary Benefits	\$ 63.75
Hewlett Packard Fin Svcs	Lease Payment	\$ 1,021.91
Pitney Bowes	Postage	\$ 1,000.00
<b>Total Warrant for Electronic Accounts Payable</b>		<b>\$ 59,341.78</b>

**Warrant  
Summary  
As of September 30, 2023**

Vendor	Expense Account Title	Account	Amount
--------	-----------------------	---------	--------

**September's PCards**

---

**Total Warrant for Electronic Accounts Payable 47,561.17**

---

AMAZON	PROFESSIONAL FEES	421004	51.06
AMAZON	PROFESSIONAL FEES	421004	83.03
JEWEL	OFFICE SUPPLIES	421101	105.60
JEWEL	OFFICE SUPPLIES	421101	11.31
J & R LOCK PALATINE	OFFICE SUPPLIES	421103	174.32
NAME BADGES INT'L	OFFICE SUPPLIES	421103	88.83
CUBICLE KEYS	OFFICE SUPPLIES	421103	64.35
AMAZON	OFFICE SUPPLIES	421105	11.36
AMAZON	OFFICE SUPPLIES	421105	29.77
AMAZON	OFFICE SUPPLIES	421105	26.52
AUTHORIZE.NET	CREDIT CARD AND BANK FEES	421152	25.00
PB LEASING	POSTAGE	421202	454.71
VZWRLLS APOCC VISB	TELEPHONE/FAX	421301	790.89
FIRST COMMUNICATIONS L	TELEPHONE/FAX	421304	528.61
IPRA IL	CONFERENCE/EDUCATION	421402	60.00
IPRA IL	CONFERENCE/EDUCATION	421402	60.00
IPRA IL	CONFERENCE/EDUCATION	421402	60.00
IPRA IL	CONFERENCE/EDUCATION	421402	30.00
WPY PARK DISTRICT RISK	CONFERENCE/EDUCATION	421403	70.00
THE SOUTHERN CAFE	CONFERENCE/EDUCATION	421405	49.61
TST WILDBERRY PANCAKE	CONFERENCE/EDUCATION	421405	47.21
BULLDOGS - ROLLING MEA	CONFERENCE/EDUCATION	421405	66.00
TST WESTWOOD TAVERN	CONFERENCE/EDUCATION	421405	81.00
BOLINGBROOK PARK DIST	CONFERENCE/EDUCATION	421406	20.00
WALMART	CONFERENCE/EDUCATION	421406	142.75
PORTILLOS HOT DOGS #80	CONFERENCE/EDUCATION	421406	341.92
GREAT AMERICAN BAGEL E	CONFERENCE/EDUCATION	421406	17.45
JIMMY JOHNS - 0301 - E	CONFERENCE/EDUCATION	421406	47.22
PAYPAL NATIONALACA	CONFERENCE/EDUCATION	421406	50.00
EZCATERMORETTIS RISTO	CONFERENCE/EDUCATION	421406	193.26
DD DOORDASH LOUMALNAT	CONFERENCE/EDUCATION	421406	93.70
CHIPOTLE ONLINE	CONFERENCE/EDUCATION	421406	156.01
AMAZON	CONFERENCE/EDUCATION	421406	109.23
DOORDASH	CONFERENCE/EDUCATION	421406	9.99
TST WILDBERRY PANCAKE	CONFERENCE/EDUCATION	421406	283.11
IPRA INV-31077	CONFERENCE/EDUCATION	421407	25.00
AMAZON	CONFERENCE/EDUCATION	421407	9.79
ILLINOIS ASSOC OF PARK	CONFERENCE/EDUCATION	421407	657.00
PAYPAL CHI WILS CHI W	CONFERENCE/EDUCATION	421407	75.00
PAYPAL CHI WILS CHI W	CONFERENCE/EDUCATION	421407	25.00
MGMT ASSC OF IL	CONFERENCE/EDUCATION	421407	75.00
ILLINOIS STATE COUNCIL	CONFERENCE/EDUCATION	421407	525.00
HILTON ST. LOUIS FRONT	CONFERENCE/EDUCATION	421408	83.91
TST EGG - BENTON PARK	CONFERENCE/EDUCATION	421408	101.64
SAINT LOUIS ZOO - PARK	CONFERENCE/EDUCATION	421408	15.00
TST CONDADO TACOS - B	CONFERENCE/EDUCATION	421408	63.67

## Warrant Summary

**As of September 30, 2023**

BALLPARK VILLAGE	CONFERENCE/EDUCATION	421408	7.00
HILTON ST. LOUIS FRONT	CONFERENCE/EDUCATION	421408	136.13
STARBUCKS STORE 07995	CONFERENCE/EDUCATION	421408	7.36
UNCLE JULIO'S FRONTENA	CONFERENCE/EDUCATION	421408	121.20
TST THE GREAT GRIZZLY	CONFERENCE/EDUCATION	421408	134.08
TST SUGARFIRE SMOKEHO	CONFERENCE/EDUCATION	421408	9.76
STARBUCKS STORE 07995	CONFERENCE/EDUCATION	421408	27.14
STARBUCKS STORE 07995	CONFERENCE/EDUCATION	421408	49.75
TST SUGARFIRE SMOKEHO	CONFERENCE/EDUCATION	421408	101.33
HILTON ST. LOUIS FRONT	CONFERENCE/EDUCATION	421408	49.16
CASEYS #2587	CONFERENCE/EDUCATION	421408	6.02
BREAD AND BUTTER CAFE	CONFERENCE/EDUCATION	421408	42.64
CVS/PHARMACY #05913	CONFERENCE/EDUCATION	421408	32.38
PUB II	CONFERENCE/EDUCATION	421408	84.85
HILTON ST. LOUIS FRONT	CONFERENCE/EDUCATION	421408	27.53
SQ GRACE MEAT + THREE	CONFERENCE/EDUCATION	421408	134.61
WALGREENS #11711	CONFERENCE/EDUCATION	421408	89.09
FSP NCTRC	MEMBERSHIPS/CERTIFICATIONS	421504	85.00
FSP NCTRC	MEMBERSHIPS/CERTIFICATIONS	421504	85.00
FSP NCTRC	MEMBERSHIPS/CERTIFICATIONS	421504	85.00
FSP NCTRC	MEMBERSHIPS/CERTIFICATIONS	421504	85.00
FSP NCTRC	MEMBERSHIPS/CERTIFICATIONS	421504	85.00
IPRA IL	MEMBERSHIPS/CERTIFICATIONS	421507	60.00
NRPA OPERATING	MEMBERSHIPS/CERTIFICATIONS	421509	80.00
NOTARYHNB-800.422.1555	MEMBERSHIPS/CERTIFICATIONS	421513	82.95
THORNTONS #0314	MAINTENANCE/UTILITIES	421703	25.00
COMCAST CHICAGO	MAINTENANCE/UTILITIES	421706	190.43
COMCAST CHICAGO	MAINTENANCE/UTILITIES	421706	189.90
COMCAST CHICAGO	MAINTENANCE/UTILITIES	421706	275.24
COMCAST CHICAGO	MAINTENANCE/UTILITIES	421706	189.90
COMCAST CHICAGO	MAINTENANCE/UTILITIES	421706	276.99
COMCAST CHICAGO	MAINTENANCE/UTILITIES	421706	189.90
AMAZON	MAINTENANCE/UTILITIES	421707	66.88
COMCAST CHICAGO	MAINTENANCE/UTILITIES	421707	189.90
CRUNCHYTECH.COM	COMPUTERS	421905	900.00
HTC CORP	COMPUTERS	421905	12.99
SIMPLETEXTING.COM	COMPUTERS	421905	39.00
FLEETIO.COM	COMPUTERS	421905	153.90
LOOMLY	COMPUTERS	421905	354.00
EIG CONSTANTCONTACT.CO	COMPUTERS	421905	145.00
POLL EVERYWHERE, INC.	COMPUTERS	421905	499.00
RIGHT NETWORKS	COMPUTERS	421905	84.00
WWW.MAKESHIFT.CA	COMPUTERS	421905	2011.35
ZOOM.US 888-799-9666	COMPUTERS	421905	1999.00
ZOOM.US 888-799-9666	COMPUTERS	421905	290.18
AMAZON	COMPUTERS	421906	34.98
CRUNCHY LOGISTICS	COMPUTERS	421906	186.46
LOWES #02529	COMPUTERS	421906	33.94
CROSSFIT ARIOCH	RENTAL MUNICIPAL	422111	2400.00
TIX HAYRIDE OF HORROR	COMMERCIAL EXPENSE	422201	429.00
HOFFMAN ESTATES HIGH S	COMMERCIAL EXPENSE	422201	55.00
HOFFMAN ESTATES HIGH S	COMMERCIAL EXPENSE	422201	60.00
MEDIEVAL TIMES SCHA TI	COMMERCIAL EXPENSE	422201	383.34
TST FAT ROSIE'S - SCH	COMMERCIAL EXPENSE	422201	110.00
DAVE & BUSTER'S, INC.	COMMERCIAL EXPENSE	422204	255.00

## Warrant Summary

**As of September 30, 2023**

SIXFLAGS GAM GURNEE IL	COMMERCIAL EXPENSE	422204	926.09
844 BOWLERO 800342526	COMMERCIAL EXPENSE	422206	210.00
844 BOWLERO 800342526	COMMERCIAL EXPENSE	422206	241.50
844 BOWLERO 800342526	COMMERCIAL EXPENSE	422206	577.50
SQ THROWN ELEMENTS PO	COMMERCIAL EXPENSE	422206	264.00
844 BOWLERO 800342526	COMMERCIAL EXPENSE	422206	157.50
JEWEL	COMMERCIAL EXPENSE	422206	122.84
844 BOWLERO 800342526	COMMERCIAL EXPENSE	422206	199.50
844 BOWLERO 800342526	COMMERCIAL EXPENSE	422206	609.00
SQ THROWN ELEMENTS PO	COMMERCIAL EXPENSE	422206	286.00
TROPICAL SMOOTHIE	COMMERCIAL EXPENSE	422206	70.58
128 COACH	COMMERCIAL EXPENSE	422208	299.60
128 COACH	COMMERCIAL EXPENSE	422208	299.60
SQ DOLLOP DEWITT	COMMERCIAL EXPENSE	422209	7.81
JEWEL	COMMERCIAL EXPENSE	422209	20.18
SPOTIFY USA	COMMERCIAL EXPENSE	422209	16.99
LYFT 1 RIDE 09-22	COMMERCIAL EXPENSE	422209	49.99
MARIANOS #501	COMMERCIAL EXPENSE	422209	17.59
AMAZON	COMMERCIAL EXPENSE	422209	89.34
GOODWILL RETAIL #091	COMMERCIAL EXPENSE	422209	11.49
EXOTIC SNACK R US	COMMERCIAL EXPENSE	422209	20.83
STARBUCKS 800-782-7282	COMMERCIAL EXPENSE	422209	15.00
MARIANOS #540	COMMERCIAL EXPENSE	422209	46.86
CULVERS SCHAUMBURG ALG	COMMERCIAL EXPENSE	422209	18.91
STARBUCKS 800-782-7282	COMMERCIAL EXPENSE	422209	15.00
SQ MINI DONUT FACTORY	COMMERCIAL EXPENSE	422209	25.99
RLMEADOWSPARKDIST	COMMERCIAL EXPENSE	422209	272.00
DEERFIELDS BG	COMMERCIAL EXPENSE	422209	20.95
WALMART	COMMERCIAL EXPENSE	422209	18.53
PANERA BREAD #600658 P	COMMERCIAL EXPENSE	422209	21.64
BOSA DONUTS	COMMERCIAL EXPENSE	422209	18.45
DUNKIN	COMMERCIAL EXPENSE	422209	40.98
JEWEL	COMMERCIAL EXPENSE	422209	13.45
MARIANOS #528	COMMERCIAL EXPENSE	422209	16.14
MCDONALD'S F23208	COMMERCIAL EXPENSE	422209	36.41
JEWEL	COMMERCIAL EXPENSE	422209	150.86
WALGREENS #3512	COMMERCIAL EXPENSE	422209	14.84
TARGET 00013854	COMMERCIAL EXPENSE	422209	25.67
WALGREENS #3512	COMMERCIAL EXPENSE	422209	6.04
STARBUCKS 800-782-7282	COMMERCIAL EXPENSE	422209	25.00
STARBUCKS 800-782-7282	COMMERCIAL EXPENSE	422209	25.00
SQ COUNTRY STYLE DONU	COMMERCIAL EXPENSE	422209	30.71
THE HOME DEPOT #1904	COMMERCIAL EXPENSE	422209	1747.90
MARIANOS #521	COMMERCIAL EXPENSE	422209	9.15
TARGET.COM	COMMERCIAL EXPENSE	422209	11.12
DEERFIELDS BG	COMMERCIAL EXPENSE	422209	41.90
TST STANS DONUTS - WO	COMMERCIAL EXPENSE	422209	54.50
STARBUCKS 800-782-7282	COMMERCIAL EXPENSE	422209	25.00
STARBUCKS 800-782-7282	COMMERCIAL EXPENSE	422209	20.00
NATIONAL OUTDOOR FURNI	COMMERCIAL EXPENSE	422209	1400.30
WALGREENS #6601	COMMERCIAL EXPENSE	422209	20.00
ARLINGTON LANES	COMMERCIAL EXPENSE	422209	288.00
GOODWILL RETAIL #091	COMMERCIAL EXPENSE	422209	7.00
HOLIDAY INNS	COMMERCIAL EXPENSE	422211	366.04
HOLIDAY INNS	COMMERCIAL EXPENSE	422211	366.04

## Warrant Summary

**As of September 30, 2023**

HOLIDAY INNS	COMMERCIAL EXPENSE	422211	366.04
CANDLEWOOD SUITES	COMMERCIAL EXPENSE	422211	136.80
CANDLEWOOD SUITES	COMMERCIAL EXPENSE	422211	136.80
CANDLEWOOD SUITES	COMMERCIAL EXPENSE	422211	136.80
CANDLEWOOD SUITES	COMMERCIAL EXPENSE	422211	136.80
CANDLEWOOD SUITES	COMMERCIAL EXPENSE	422211	136.80
CANDLEWOOD SUITES	COMMERCIAL EXPENSE	422211	136.80
HOLIDAY INNS	COMMERCIAL EXPENSE	422211	183.02
CANDLEWOOD SUITES	COMMERCIAL EXPENSE	422211	136.80
DOMINO'S 9192	COMMERCIAL EXPENSE	422211	161.51
CANDLEWOOD SUITES	COMMERCIAL EXPENSE	422211	136.80
CANDLEWOOD SUITES	COMMERCIAL EXPENSE	422211	136.80
CANDLEWOOD SUITES	COMMERCIAL EXPENSE	422211	136.80
AMAZON	PROGRAM DEVELOPMENT	422301	68.15
AMAZON	PROGRAM DEVELOPMENT	422301	9.99
WALMART	PROGRAM DEVELOPMENT	422301	66.61
AMAZON	PROGRAM DEVELOPMENT	422301	44.87
AMAZON	PROGRAM DEVELOPMENT	422301	55.52
ALDI 40077	PROGRAM SUPPLIES	422401	20.70
WALMART	PROGRAM SUPPLIES	422401	5.94
WALMART	PROGRAM SUPPLIES	422401	59.38
WM SUPERCENTER #1897	PROGRAM SUPPLIES	422401	13.92
MEIJER # 228	PROGRAM SUPPLIES	422401	21.09
DOLLAR TREE	PROGRAM SUPPLIES	422401	6.25
DOLLAR TREE	PROGRAM SUPPLIES	422401	13.75
DOLLAR TREE	PROGRAM SUPPLIES	422401	16.25
DAIRY QUEEN #45981	PROGRAM SUPPLIES	422406	61.59
WALMART	PROGRAM SUPPLIES	422406	3.18
D Q BRAZIER #40387 QPS	PROGRAM SUPPLIES	422406	10.08
JEWEL	PROGRAM SUPPLIES	422406	26.46
ALDI 40029	PROGRAM SUPPLIES	422406	33.51
D Q BRAZIER #40387 QPS	PROGRAM SUPPLIES	422406	61.12
MEIJER # 228	PROGRAM SUPPLIES	422406	26.93
ALDI 40051	PROGRAM SUPPLIES	422406	17.89
TARGET 00014027	PROGRAM SUPPLIES	422406	5.96
DOLLAR TREE	PROGRAM SUPPLIES	422406	22.00
MEIJER # 228	PROGRAM SUPPLIES	422406	1.59
DOLLAR TREE	PROGRAM SUPPLIES	422406	32.61
ALDI 40077	PROGRAM SUPPLIES	422406	3.38
TARGET 00011767	PROGRAM SUPPLIES	422406	28.17
DOLLAR TREE	PROGRAM SUPPLIES	422406	2.75
GOOGLE GOOGLE STORAGE	PROGRAM SUPPLIES	422406	1.99
JEWEL	PROGRAM SUPPLIES	422406	29.42
MEIJER # 228	PROGRAM SUPPLIES	422406	40.76
AMAZON	PROGRAM SUPPLIES	422406	45.67
ALDI 40077	PROGRAM SUPPLIES	422406	28.99
DOLLAR TREE	PROGRAM SUPPLIES	422406	70.00
DOLLAR TREE	PROGRAM SUPPLIES	422406	6.25
ALDI 40074	PROGRAM SUPPLIES	422406	5.13
ALDI 40074	PROGRAM SUPPLIES	422406	3.32
AMAZON	PROGRAM SUPPLIES	422406	107.90
TARGET 00014027	PROGRAM SUPPLIES	422406	23.68
MCDONALD'S F5617	PROGRAM SUPPLIES	422406	31.80
WENDY'S 708	PROGRAM SUPPLIES	422406	31.07
PANERA BREAD #601293 P	PROGRAM SUPPLIES	422406	48.88



**Warrant  
Summary**

**As of September 30, 2023**

AMAZON	PROGRAM SUPPLIES	422406	-83.65
AMAZON	PROGRAM SUPPLIES	422406	29.98
AMAZON	PROGRAM SUPPLIES	422406	99.24
SAMS CLUB #4942	PROGRAM SUPPLIES	422409	291.86
WALMART	PROGRAM SUPPLIES	422409	111.66
JEWEL	PROGRAM SUPPLIES	422409	67.40
JEWEL	PROGRAM SUPPLIES	422409	55.38
JEWEL	PROGRAM SUPPLIES	422409	26.75
TONYS FRESH MRKT SCHAM	PROGRAM SUPPLIES	422409	16.94
AMAZON	PROGRAM SUPPLIES	422409	36.37
JEWEL	PROGRAM SUPPLIES	422409	19.02
WALMART	PROGRAM SUPPLIES	422409	45.50
AMAZON	PROGRAM SUPPLIES	422409	8.99
JEWEL	PROGRAM SUPPLIES	422409	24.37
MEIJER # 228	PROGRAM SUPPLIES	422409	8.18
AMAZON	PROGRAM SUPPLIES	422409	19.98
AMAZON	PROGRAM SUPPLIES	422409	112.08
JEWEL	PROGRAM SUPPLIES	422409	23.43
DOLLAR TREE	PROGRAM SUPPLIES	422409	12.38
AMAZON	PROGRAM SUPPLIES	422409	56.10
JEWEL	PROGRAM SUPPLIES	422409	10.90
JEWEL	PROGRAM SUPPLIES	422409	14.97
JEWEL	PROGRAM SUPPLIES	422409	30.94
AMAZON	PROGRAM SUPPLIES	422409	85.89
AMAZON	PROGRAM SUPPLIES	422409	19.98
JEWEL	PROGRAM SUPPLIES	422409	13.46
WALMART	PROGRAM SUPPLIES	422409	170.68
AMAZON	PROGRAM SUPPLIES	422409	139.98
AMAZON	PROGRAM SUPPLIES	422409	45.98
AMAZON	PROGRAM SUPPLIES	422409	213.26
AMAZON	PROGRAM SUPPLIES	422409	63.92
AMAZON	PROGRAM SUPPLIES	422409	44.94
WALMART	PROGRAM SUPPLIES	422409	13.24
AMAZON	PROGRAM SUPPLIES	422409	41.72
JEWEL	PROGRAM SUPPLIES	422409	36.55
AMAZON	PROGRAM SUPPLIES	422409	140.28
WALMART	PROGRAM SUPPLIES	422409	125.46
AMAZON	PROGRAM SUPPLIES	422409	32.49
TONYS FRESH MRKT SCHAM	PROGRAM SUPPLIES	422409	19.13
AMAZON	PROGRAM SUPPLIES	422409	125.40
TST HONEY JAM CAFE -	PROGRAM SUPPLIES	422409	113.21
JEWEL	PROGRAM SUPPLIES	422409	24.47
DOLLAR TREE	PROGRAM SUPPLIES	422409	3.00
NETFLIX.COM	PROGRAM SUPPLIES	422409	19.99
SPUNKY DUNKERS DONUTS	PROGRAM SUPPLIES	422409	22.29
JEWEL	PROGRAM SUPPLIES	422409	5.99
WALMART	PROGRAM SUPPLIES	422409	40.35
JEWEL	PROGRAM SUPPLIES	422409	53.32
JEWEL	PROGRAM SUPPLIES	422409	11.27
GOODWILL RETAIL #090	PROGRAM SUPPLIES	422409	19.93
WM SUPERCENTER #1420	PROGRAM SUPPLIES	422409	31.80
AMAZON	PROGRAM SUPPLIES	422411	121.30
JEWEL	PROGRAM SUPPLIES	422412	161.63
AMAZON	PROGRAM SUPPLIES	422412	27.10
MORETTI'S SCHAUMBURG	PROGRAM SUPPLIES	422412	238.90

## Warrant Summary

**As of September 30, 2023**

AMAZON	PROGRAM SUPPLIES	422414	99.90
AMAZON	PROGRAM SUPPLIES	422414	112.58
BUFFALO WILD WNGS 0342	PROGRAM SUPPLIES	422415	99.04
BUSINESS OF FASHION	PROGRAM SUPPLIES	422418	-1.00
ONLYFANS	PROGRAM SUPPLIES	422418	-100.00
BUSINESS OF FASHION	PROGRAM SUPPLIES	422418	1.00
ONLYFANS.COM A	PROGRAM SUPPLIES	422418	-100.00
ONLYFANS.COM A	PROGRAM SUPPLIES	422418	100.00
ONLYFANS	PROGRAM SUPPLIES	422418	100.00
PY ULTIMATE SCREEN PR	PROGRAM SUPPLIES	422419	42.00
SP LOOKOURWAY.COM	PROGRAM SUPPLIES	422421	-46.51
JIMMY JOHNS - 0301 - E	PROGRAM SUPPLIES	422421	148.84
CROWN AWARDS INC	PROGRAM SUPPLIES	422423	330.43
WALMART	PROGRAM SUPPLIES	422423	5.30
WM SUPERCENTER #1404	PROGRAM SUPPLIES	422423	-142.38
IHOP #3123	PROGRAM SUPPLIES	422423	59.22
JIMMY JOHNS # 135	PROGRAM SUPPLIES	422423	26.47
WM SUPERCENTER #1404	PROGRAM SUPPLIES	422423	142.38
WM SUPERCENTER #1404	PROGRAM SUPPLIES	422423	138.18
LEXISNEXIS ECRASH	TRANSPORTATION MAINTENANCE	422705	30.00
GIFTOGRAM	TRANSPORTATION GAS/TOLLS	422801	25.00
GIFTOGRAM	TRANSPORTATION GAS/TOLLS	422801	20.00
BP#8935264J & S BP QPS	TRANSPORTATION GAS/TOLLS	422801	45.57
GIFTOGRAM	TRANSPORTATION GAS/TOLLS	422801	25.00
GIFTOGRAM	TRANSPORTATION GAS/TOLLS	422801	125.00
GIFTOGRAM	TRANSPORTATION GAS/TOLLS	422801	25.00
GIFTOGRAM	TRANSPORTATION GAS/TOLLS	422801	125.00
VISTAPRINT	PRINTING	422908	142.80
AMAZON	PUBLIC AWARENESS/SUBSCRIPTIONS/ADS	423101	46.50
AMAZON	PUBLIC AWARENESS/SUBSCRIPTIONS/ADS	423101	26.98
MY COCINA	PUBLIC AWARENESS/SUBSCRIPTIONS/ADS	423101	67.20
SP REBECCAS CAKES BY	PUBLIC AWARENESS/SUBSCRIPTIONS/ADS	423101	32.41
YOURMEMBERSHIP	PUBLIC AWARENESS/SUBSCRIPTIONS/ADS	423101	548.00
PAYPAL EDIBLEARRAN	PUBLIC AWARENESS/SUBSCRIPTIONS/ADS	423101	100.45
TOSCANA RESTAURANT	PUBLIC AWARENESS/SUBSCRIPTIONS/ADS	423101	681.58
AMAZON	PUBLIC AWARENESS/SUBSCRIPTIONS/ADS	423101	102.59
JEWEL	PUBLIC AWARENESS/SUBSCRIPTIONS/ADS	423107	5.99
THORNTONS #0318	PUBLIC AWARENESS/SUBSCRIPTIONS/ADS	423107	25.00
JEWEL	PUBLIC AWARENESS/SUBSCRIPTIONS/ADS	423107	20.00
DAILY HERALD/REFLEJOS	PUBLIC AWARENESS/SUBSCRIPTIONS/ADS	423108	170.00
NYTIMES NYTIMES DISC	PUBLIC AWARENESS/SUBSCRIPTIONS/ADS	423108	6.00
DAILY HERALD/REFLEJOS	PUBLIC AWARENESS/SUBSCRIPTIONS/ADS	423108	170.00
FSP NORTHWEST HUMAN RE	PUBLIC AWARENESS/SUBSCRIPTIONS/ADS	423110	50.00
PAYPAL 787564MHE	PUBLIC AWARENESS/SUBSCRIPTIONS/ADS	423110	16.93
INDEED JOBS	PUBLIC AWARENESS/SUBSCRIPTIONS/ADS	423110	515.73
ILIPRA.ORG	PUBLIC AWARENESS/SUBSCRIPTIONS/ADS	423110	165.00
CULVERS SCHAUMBURG ALG	PUBLIC AWARENESS/SUBSCRIPTIONS/ADS	423110	50.00
INDEED JOBS	PUBLIC AWARENESS/SUBSCRIPTIONS/ADS	423110	120.00
JEWEL	PUBLIC AWARENESS/SUBSCRIPTIONS/ADS	423110	55.95
INTUIT QUICKBOOKS	PUBLIC AWARENESS/SUBSCRIPTIONS/ADS	423110	1678.87
INDEED JOBS	PUBLIC AWARENESS/SUBSCRIPTIONS/ADS	423110	88.47
WALMART	PUBLIC AWARENESS/SUBSCRIPTIONS/ADS	423110	46.65
ROTARY CLUB	PUBLIC AWARENESS/SUBSCRIPTIONS/ADS	423111	20.00
AMAZON	INCLUSION	450003	54.75
AMAZON	INCLUSION	450003	128.80

**Warrant  
Summary**

**As of September 30, 2023**

AMAZON	INCLUSION	450003	38.99
STARBUCKS STORE 14335	INCLUSION	450012	63.86
AMAZON	INCLUSION	450012	43.98
AMAZON	INCLUSION	450014	173.83
AMAZON	INCLUSION	450014	101.90
AMAZON	INCLUSION	450014	135.56
CHIPOTLE ONLINE	INCLUSION	450022	122.00
ZOOM.US 888-799-9666	INCLUSION	450022	149.90
AMAZON	CAPITAL EXPENSES	460003	342.99
AMAZON	CAPITAL EXPENSES	460004	108.49
AMAZON	CAPITAL EXPENSES	460004	15.82
AMAZON	CAPITAL EXPENSES	460004	47.99
AMAZON	CAPITAL EXPENSES	460004	45.73
AMAZON	CAPITAL EXPENSES	460004	37.99
AMAZON	CAPITAL EXPENSES	460004	64.84
WALMART	CAPITAL EXPENSES	460004	34.84
INDUSTRIAL DOOR COMPAN	CAPITAL EXPENSES	460004	3331.06
AMAZON	CAPITAL EXPENSES	460004	28.58

Administration	Programs	Salary	Liability/Audit/IMRF
421000 Prof. Fees	422100 Rent Municipal	424100 Full Time	441000 Liability/PDRMA
421100 Office Supply	422200 Rent Commercial	424200 Part Time	442000 Audit
421150 Fees	422300 Program Dev.	424300 Payroll Processing	442100 FICA
421200 Postage	422400 Program Supply	424500 Car Allowance	442200 IMRF
421300 Phones/Fax	422500 Comm. Trans.		
421400 Conference/Education	422600 Staff Mileage		
421500 Memberships	422700 Trans. Maint.		
421600 Health Insurance	422800 gas/tolls/parking		
421700 Maint./Utilities	422900 Printing		
421800 Rent	423000 Sub./Ads.		
421900 Computers	423100 Public Awareness		

<b>Total VB&amp;T Electronic Accounts Payable October</b>	<b>\$</b>	<b>22,857.26</b>
<b>Electronic Accounts Payable (PCARDS-5th-3rd) for October</b>	<b>\$</b>	<b>55,064.57</b>
<b>Total VB&amp;T Business Checking Accounts Payable issued in October</b>	<b>\$</b>	<b>98,698.00</b>
	<b>\$</b>	<b>176,619.83</b>

<b>Payroll</b>	<b>10.06.2023</b>	<b>\$</b>	<b>125,778.22</b>
	<b>10.20.2023</b>	<b>\$</b>	<b>126,126.64</b>

<b>IMRF Payment</b>	<b>10.06.2023</b>	<b>\$</b>	<b>18,226.94</b>
---------------------	-------------------	-----------	------------------

---

<b>Motion to approve Warrant 10.31.2023</b>	<b>\$</b>	<b>446,751.63</b>
---	-----------	-------------------

**Warrant  
Summary  
As of October 31, 2023**

Vendor	Description	Amount
Clipboard Health	Aide Inclusion	\$ 5,244.04
Wex Bank	Fuel	\$ 6,076.06
ComEd	Electric	\$ 922.62
CostCo	Miscellaneous purchases	\$ 36.64
Wells Fargo	Konica Minolta - 2nd & 3rd Flr Copier	\$ 1,256.72
MissionSquare Investment	Voluntary Benefits	\$ 2,530.00
Aflac	Voluntary benefits	\$ 593.02
FLEX BEN OPERATI AC	Voluntary Benefits	\$ 63.75
Hewlett Packard Fin Svcs	Lease Payment	\$ 1,021.91
Accufund	Accounting software	\$ 4,250.00
Robert Schwartz	Attorney	\$ 862.50
<b>Total Warrant for Electronic Accounts Payable</b>		<b>\$ 22,857.26</b>

**Warrant  
Summary  
As of October 31, 2023**

Vendor	Expense Account Title	Account	Amount
--------	-----------------------	---------	--------

**October's PCards**

---

**Total Warrant for Electronic Accounts Payable 55,064.57**

---

MICROSOFT CONSOLE 1 MO	COMPUTERS	421905	12.09
SQ THROWN ELEMENTS PO	COMMERCIAL EXPENSE	422206	264.00
844 BOWLERO 800342526	COMMERCIAL EXPENSE	422206	252.00
HTC CORP	COMPUTERS	421905	12.99
COMCAST CHICAGO	MAINTENANCE/UTILITIES	421706	190.43
SQ THROWN ELEMENTS PO	COMMERCIAL EXPENSE	422206	264.00
SQ THROWN ELEMENTS PO	COMMERCIAL EXPENSE	422206	264.00
IPRA IL	CONFERENCE/EDUCATION	421406	15.00
VZWLSS APOCC VISB	TELEPHONE/FAX	421301	764.02
844 BOWLERO 800342526	COMMERCIAL EXPENSE	422206	252.00
COMCAST CHICAGO	MAINTENANCE/UTILITIES	421706	189.90
COMCAST CHICAGO	MAINTENANCE/UTILITIES	421706	703.78
COMCAST CHICAGO	MAINTENANCE/UTILITIES	421706	306.58
COMCAST CHICAGO	MAINTENANCE/UTILITIES	421706	189.90
COMCAST CHICAGO	MAINTENANCE/UTILITIES	421706	189.90
COMCAST CHICAGO	MAINTENANCE/UTILITIES	421706	189.90
SQ THROWN ELEMENTS PO	COMMERCIAL EXPENSE	422206	264.00
FIRST COMMUNICATIONS L	TELEPHONE/FAX	421304	529.34
844 BOWLERO 800342526	COMMERCIAL EXPENSE	422206	220.50
SQ THROWN ELEMENTS PO	COMMERCIAL EXPENSE	422206	264.00
RINGCENTRAL INC.	CAPITAL EXPENSES	460003	1184.65
MICROSOFT CONSOLE 1 MO	COMPUTERS	421905	12.09
RINGCENTRAL INC.	CAPITAL EXPENSES	460003	1189.64
ALDI 40077	PROGRAM SUPPLIES	422406	29.41
TARGET 00021220	PROGRAM SUPPLIES	422406	55.49
JEWEL	PROGRAM SUPPLIES	422406	55.67
ALDI 40077	PROGRAM SUPPLIES	422406	19.02
ALDI 40029	PROGRAM SUPPLIES	422406	43.41
JEWEL	PROGRAM SUPPLIES	422406	22.44
ALDI 40077	PROGRAM SUPPLIES	422406	38.01
ALDI 40029	PROGRAM SUPPLIES	422406	34.54
DOLLAR TREE	PROGRAM SUPPLIES	422406	3.75
HRCI	CONFERENCE/EDUCATION	421407	49.00
ILLINOIS STATE COUNCIL	CONFERENCE/EDUCATION	421406	525.00
AMAZON	PUBLIC AWARENESS/SUBSCRIPTIONS/ADS	423110	145.23
HANDSON SUBURBAN CHI	CONFERENCE/EDUCATION	421406	30.00
AMAZON	PUBLIC AWARENESS/SUBSCRIPTIONS/ADS	423110	23.22
AMAZON	PROGRAM DEVELOPMENT	422301	20.99
AMAZON	PROGRAM DEVELOPMENT	422301	28.04
SPOTIFY USA	PROGRAM SUPPLIES	422406	16.99
THE ORIGINAL PANCAKE H	CONFERENCE/EDUCATION	421405	68.75
MORETTI'S SCHAUMBURG	CONFERENCE/EDUCATION	421406	257.30
DUNKIN	CONFERENCE/EDUCATION	421406	43.66
PAYPAL ILLINOISREC	CONFERENCE/EDUCATION	421407	190.00
GERRYS CAFE	COMMERCIAL EXPENSE	422209	6.40
AMAZON	OFFICE SUPPLIES	421105	15.98

**Warrant  
Summary**

**As of October 31, 2023**

PAYPAL ILLINOISREC	CONFERENCE/EDUCATION	421407	190.00
PURPLE	PROGRAM SUPPLIES	422421	63.75
JEWEL	PROGRAM DEVELOPMENT	422301	4.45
JEWEL	PROGRAM DEVELOPMENT	422301	29.97
DOLLAR TREE	INCLUSION	450022	51.25
TLF BUSSES FLOWERS AND	PUBLIC AWARENESS/SUBSCRIPTIONS/ADS	423101	66.52
AMAZON	OFFICE SUPPLIES	421105	15.88
THE ORIGINAL PANCAKE H	CONFERENCE/EDUCATION	421405	53.07
AMAZON	INCLUSION	450003	9.98
AMAZON	INCLUSION	450003	73.87
AMAZON	INCLUSION	450003	63.87
AMAZON	INCLUSION	450009	16.68
AMAZON	INCLUSION	450003	29.98
AMAZON	INCLUSION	450003	36.77
AMAZON	INCLUSION	450003	9.95
PAYPAL ILLINOISREC	CONFERENCE/EDUCATION	421407	145.00
SIXFLAGS GAM GURNEE IL	PROGRAM SUPPLIES	422404	16.34
SIXFLAGS GAM GURNEE IL	PROGRAM SUPPLIES	422404	322.33
CASHSTAR STARBUCKS GFT	INCLUSION	450022	25.00
AMAZON	INCLUSION	450018	109.55
AMAZON	PROGRAM SUPPLIES	422406	36.32
ALDI 40074	PROGRAM SUPPLIES	422406	7.36
MEIJER # 178	PROGRAM SUPPLIES	422406	2.63
DOLLAR TREE	PROGRAM SUPPLIES	422406	5.39
JEWEL	PROGRAM SUPPLIES	422406	3.88
MICHAELS STORES 1266	PROGRAM SUPPLIES	422406	9.87
MEIJER # 239	PROGRAM SUPPLIES	422406	6.42
HAPPY TIMES PUMPKINFES	COMMERCIAL EXPENSE	422206	28.00
HAPPY TIMES PUMPKINFES	COMMERCIAL EXPENSE	422206	32.00
WALMART	PROGRAM SUPPLIES	422406	8.29
DOLLAR TREE	PROGRAM SUPPLIES	422406	1.25
MARIANOS #501	PROGRAM SUPPLIES	422406	12.07
ALDI 40051	PROGRAM SUPPLIES	422406	10.11
JEWEL	PROGRAM SUPPLIES	422406	3.85
WM SUPERCENTER #3400	PROGRAM SUPPLIES	422406	7.63
DOLLAR TREE	PROGRAM SUPPLIES	422406	6.78
KRISPY KREME 0175	PROGRAM SUPPLIES	422406	30.09
TARGET 00008805	PROGRAM SUPPLIES	422406	63.35
MORKES LONG GROVE	PROGRAM SUPPLIES	422406	24.24
TARGET 00011767	PROGRAM SUPPLIES	422406	23.59
KRISPY KREME 0175	PROGRAM SUPPLIES	422406	25.07
JEWEL	PROGRAM SUPPLIES	422406	28.03
JEWEL	PROGRAM SUPPLIES	422406	94.78
SUPERDAWG DRIVE IN WHE	PROGRAM SUPPLIES	422406	116.50
STARBUCKS STORE 08609	PROGRAM SUPPLIES	422423	16.18
JEWEL	PROGRAM SUPPLIES	422423	15.00
WALMART	PROGRAM SUPPLIES	422423	-33.90
PAYPAL ILLINOISREC	CONFERENCE/EDUCATION	421407	190.00
WALMART	PROGRAM SUPPLIES	422423	93.10
WALGREENS #10971	PROGRAM SUPPLIES	422423	-24.60
WALGREENS #5469	PROGRAM SUPPLIES	422423	49.54
PLAYITAGAINSP #11008	PROGRAM SUPPLIES	422423	-35.98
844 BOWLERO 800342526	PROGRAM FEES	320006	252.00
OAK LAWN PARK DISTRICT	PROGRAM FEES	320011	80.00
STARBUCKS STORE 08609	CONFERENCE/EDUCATION	421405	13.54

**Warrant  
Summary**

**As of October 31, 2023**

HOLIDAY INNS	CONFERENCE/EDUCATION	421407	389.08
PLAYITAGAINSP #11008	PROGRAM SUPPLIES	422423	35.98
CROWN AWARDS INC	PROGRAM SUPPLIES	422423	-19.44
GOEBBERTS FARM	COMMERCIAL EXPENSE	422209	41.85
GOLF CENTER DES PLAINE	RENTAL MUNICIPAL	422109	144.00
PAYPAL ILLINOISREC	CONFERENCE/EDUCATION	421407	145.00
FRESH FARMS INTERNATIO	COMMERCIAL EXPENSE	422209	12.25
DOLLAR TREE	PROGRAM SUPPLIES	422409	5.00
AMAZON	PROGRAM DEVELOPMENT	422301	55.98
MEIJER # 228	PROGRAM SUPPLIES	422406	51.98
MEIJER # 228	PROGRAM SUPPLIES	422406	55.15
MEIJER # 228	PROGRAM SUPPLIES	422406	9.98
MEIJER # 228	PROGRAM SUPPLIES	422406	18.04
MEIJER # 228	PROGRAM SUPPLIES	422406	10.64
MEIJER # 228	PROGRAM SUPPLIES	422406	3.79
SQ ACQUEREURS LLC	COMMERCIAL EXPENSE	422201	225.00
MEIJER # 228	PROGRAM SUPPLIES	422406	27.67
MORETTI'S SCHAUMBURG	COMMERCIAL EXPENSE	422206	299.17
MEIJER # 228	PROGRAM SUPPLIES	422406	24.41
STARBUCKS 800-782-7282	CONFERENCE/EDUCATION	421407	25.00
SHERWIN ACE HDWE	CAPITAL EXPENSES	460004	17.37
SOCIETYFORHUMANRESOURC	CONFERENCE/EDUCATION	421407	118.49
AMAZON	PUBLIC AWARENESS/SUBSCRIPTIONS/ADS	423110	30.41
VOLUNTRMATCHPREMIUM	PUBLIC AWARENESS/SUBSCRIPTIONS/ADS	423110	99.00
BAMBOOHR HRIS	COMPUTERS	421905	485.83
ALAMO TOLL 237430532	TRANSPORTATION GAS/TOLLS	422802	8.63
AMAZON	MAINTENANCE/UTILITIES	421708	146.99
AMAZON	OFFICE SUPPLIES	421102	175.92
SIMPLETEXTING.COM	PUBLIC AWARENESS/SUBSCRIPTIONS/ADS	423110	39.00
AMAZON	OFFICE SUPPLIES	421105	19.78
AMAZON	TRANSPORTATION MAINTENANCE	422701	112.00
4IMPRINT, INC	PUBLIC AWARENESS/SUBSCRIPTIONS/ADS	423110	578.99
LOT G	CONFERENCE/EDUCATION	421401	90.00
7-ELEVEN 38627	CONFERENCE/EDUCATION	421401	25.27
SOUTHWEST AIRLINES	CONFERENCE/EDUCATION	421401	40.00
STARBUCKS 800-782-7282	CONFERENCE/EDUCATION	421401	25.00
SOUTHWEST AIRLINES	CONFERENCE/EDUCATION	421401	40.00
ALAMO RENT-A-CAR	TRANSPORTATION GAS/TOLLS	422802	9.18
THE BISCUIT BAR - DEEP	CONFERENCE/EDUCATION	421401	73.71
SOUTHWEST AIRLINES	CONFERENCE/EDUCATION	421401	40.00
STARBUCKS 800-782-7282	CONFERENCE/EDUCATION	421401	25.00
TEXAS LIVE-LOCKHART	CONFERENCE/EDUCATION	421401	149.77
STARBUCKS 800-782-7282	CONFERENCE/EDUCATION	421401	25.00
WALMART	PUBLIC AWARENESS/SUBSCRIPTIONS/ADS	423110	80.88
NAME BADGES INT'L	OFFICE SUPPLIES	421104	98.62
DALLAS CONV CENTER CON	CONFERENCE/EDUCATION	421401	4.33
WALGREENS #7839	CONFERENCE/EDUCATION	421401	50.38
PARKWHIZ, INC.	CONFERENCE/EDUCATION	421401	19.17
DD DOORDASH GRANNYSKA	CONFERENCE/EDUCATION	421401	58.41
THE BISCUIT BAR - DEEP	CONFERENCE/EDUCATION	421401	95.36
VERIZON WRLS Q6572-01	COMPUTERS	421906	412.94
UBER TRIP	CONFERENCE/EDUCATION	421401	13.79
UBER TRIP	CONFERENCE/EDUCATION	421401	5.00
DALLAS CONV CENTER CON	CONFERENCE/EDUCATION	421401	22.19
UBER TRIP	CONFERENCE/EDUCATION	421401	17.69



**Warrant  
Summary**

**As of October 31, 2023**

AMAZON	PUBLIC AWARENESS/SUBSCRIPTIONS/ADS	423110	129.45
HOPS AND HENS	CONFERENCE/EDUCATION	421401	27.73
VALET PARK OMNI DALLAS	CONFERENCE/EDUCATION	421401	27.06
SPACE PARKING	CONFERENCE/EDUCATION	421401	62.85
MARIO S MEXICAN AND	CONFERENCE/EDUCATION	421401	112.45
TST VILLAGE BAKING CO	CONFERENCE/EDUCATION	421401	52.25
DUNKIN	CONFERENCE/EDUCATION	421401	18.04
ORD WOW BAO	CONFERENCE/EDUCATION	421401	40.53
SOUTHWEST AIRLINES	CONFERENCE/EDUCATION	421401	40.00
TARGET 00009472	CONFERENCE/EDUCATION	421401	78.30
SOUTHWEST AIRLINES	CONFERENCE/EDUCATION	421401	40.00
SOUTHWEST AIRLINES	CONFERENCE/EDUCATION	421401	40.00
INDEED JOBS	CONFERENCE/EDUCATION	421401	120.00
NRPA OPERATING	CONFERENCE/EDUCATION	421401	815.00
INTUIT QUICKBOOKS	COMPUTERS	421905	1678.87
AMAZON	PROFESSIONAL FEES	421004	59.71
AMAZON	CAPITAL EXPENSES	460004	14.38
WWW.MAKESHIFT.CA	COMPUTERS	421905	1180.09
RIGHT NETWORKS	COMPUTERS	421905	86.71
INDEED JOBS	PUBLIC AWARENESS/SUBSCRIPTIONS/ADS	423110	257.40
GIFTOGRAM	TRANSPORTATION GAS/TOLLS	422801	25.00
GIFTOGRAM	TRANSPORTATION GAS/TOLLS	422801	25.00
GIFTOGRAM	TRANSPORTATION GAS/TOLLS	422801	25.00
MARIANOS #506	COMMERCIAL EXPENSE	422209	40.32
PAYPAL ILLINOISREC	CONFERENCE/EDUCATION	421407	145.00
AMAZON	PROGRAM SUPPLIES	422406	9.95
SIXFLAGS GAM GURNEE IL	PROGRAM SUPPLIES	422404	41.39
SIXFLAGS GAM GURNEE IL	PROGRAM SUPPLIES	422404	16.87
STAPLES 00116343	PROGRAM SUPPLIES	422406	3.81
844 BOWLERO 800342526	COMMERCIAL EXPENSE	422206	514.50
TARGET 00008805	PROGRAM SUPPLIES	422406	55.00
CHANDLER'S BANQUETS	RENTAL MUNICIPAL	422111	1952.36
844 BOWLERO 800342526	COMMERCIAL EXPENSE	422206	577.50
JEWEL	PROGRAM SUPPLIES	422406	73.00
844 BOWLERO 800342526	COMMERCIAL EXPENSE	422206	577.50
844 BOWLERO 800342526	COMMERCIAL EXPENSE	422206	588.00
844 BOWLERO 800342526	COMMERCIAL EXPENSE	422206	546.00
SP GIVENKIND_	MAINTENANCE/UTILITIES	421708	46.10
JERSEY MIKES ONLINE OR	CONFERENCE/EDUCATION	421406	205.13
GRUBHUBREDAPPLE	CONFERENCE/EDUCATION	421406	147.15
TONYS FRESH MRKT SCHAM	PROGRAM SUPPLIES	422409	8.68
DOLLAR TREE	PROGRAM SUPPLIES	422406	1.38
TONYS FRESH MRKT SCHAM	PROGRAM SUPPLIES	422409	10.42
WM SUPERCENTER #1420	PROGRAM SUPPLIES	422409	47.57
VISTAPRINT	PRINTING	422908	168.00
GIFTOGRAM	TRANSPORTATION GAS/TOLLS	422801	50.00
PAYPAL ILLINOISREC	CONFERENCE/EDUCATION	421407	155.00
SIXFLAGS GAM GURNEE IL	PROGRAM SUPPLIES	422404	20.13
SIXFLAGS GAM GURNEE IL	PROGRAM SUPPLIES	422404	81.66
MARATHON PETRO257717	TRANSPORTATION GAS/TOLLS	422801	52.72
GIFTOGRAM	TRANSPORTATION GAS/TOLLS	422801	50.00
AMAZON	PROGRAM SUPPLIES	422414	17.98
AMAZON	PROGRAM SUPPLIES	422414	139.07
AMAZON	PROGRAM SUPPLIES	422414	4.98
AMAZON	MAINTENANCE/UTILITIES	421708	104.25

**Warrant  
Summary**

**As of October 31, 2023**

ILDOT	TRANSPORTATION GAS/TOLLS	422802	10.10
ILDOT	TRANSPORTATION GAS/TOLLS	422802	1587.80
FLEETIO.COM	COMPUTERS	421905	172.28
WPY PARK DISTRICT RISK	CONFERENCE/EDUCATION	421403	70.00
IPRA IL	CONFERENCE/EDUCATION	421402	50.00
AMAZON	PROGRAM SUPPLIES	422409	30.98
AMAZON	PROGRAM SUPPLIES	422409	59.98
GOEBBERTS FARM	COMMERCIAL EXPENSE	422209	14.26
PAYPAL ILLINOISREC	CONFERENCE/EDUCATION	421407	145.00
AMAZON	PROGRAM SUPPLIES	422409	49.98
AMAZON	PROGRAM DEVELOPMENT	422301	47.77
GOLF CENTER DES PLAINE	RENTAL MUNICIPAL	422109	162.00
AMAZON	PROGRAM DEVELOPMENT	422301	16.33
AMAZON	PROGRAM DEVELOPMENT	422301	67.36
GREAT AMERICAN BAGEL E	CONFERENCE/EDUCATION	421406	48.68
WALMART	CONFERENCE/EDUCATION	421406	192.57
SQ SPECIAL LEISURE SE	CONFERENCE/EDUCATION	421406	-3.00
SQ SPECIAL LEISURE SE	CONFERENCE/EDUCATION	421406	3.00
GIFTOGRAM	TRANSPORTATION GAS/TOLLS	422801	25.00
KAHOOT! ASA	PROGRAM SUPPLIES	422406	11.99
GIFTOGRAM	TRANSPORTATION GAS/TOLLS	422801	25.00
AMAZON	PROGRAM SUPPLIES	422401	18.96
PAYPAL ILLINOISREC	CONFERENCE/EDUCATION	421407	210.00
AMAZON	PROGRAM SUPPLIES	422406	36.74
GIFTOGRAM	TRANSPORTATION GAS/TOLLS	422801	100.00
GIFTOGRAM	TRANSPORTATION GAS/TOLLS	422801	125.00
844 BOWLERO 800342526	COMMERCIAL EXPENSE	422206	136.50
AMAZON	INCLUSION	450014	41.78
PAYPAL ILLINOISREC	CONFERENCE/EDUCATION	421407	145.00
AMAZON	INCLUSION	450014	41.92
AMAZON	INCLUSION	450014	49.25
AMAZON	INCLUSION	450014	15.54
AMAZON	INCLUSION	450014	31.56
AMAZON	INCLUSION	450014	6.95
DOLLAR TREE	PROGRAM SUPPLIES	422406	2.75
ASCENSION IL ONLINE ED	CONFERENCE/EDUCATION	421407	25.00
AMAZON	PROGRAM SUPPLIES	422409	53.96
WM SUPERCENTER #1420	PROGRAM SUPPLIES	422409	24.65
WM SUPERCENTER #1420	PROGRAM SUPPLIES	422409	18.32
AMAZON	PROGRAM SUPPLIES	422409	15.00
AMAZON	PROGRAM SUPPLIES	422409	15.00
AMAZON	PROGRAM SUPPLIES	422409	18.05
WALMART	PROGRAM SUPPLIES	422409	16.39
WALMART	PROGRAM SUPPLIES	422409	115.97
AMAZON	PROGRAM SUPPLIES	422409	14.58
AMAZON	OFFICE SUPPLIES	421105	12.99
WALMART	PROGRAM SUPPLIES	422409	23.46
TONYS FRESH MRKT SCHAM	PROGRAM SUPPLIES	422409	22.81
SOCK MONKEY MUSEUM LLC	COMMERCIAL EXPENSE	422209	60.00
TONYS FRESH MRKT SCHAM	PROGRAM SUPPLIES	422409	8.67
AMAZON	PROGRAM SUPPLIES	422409	50.96
JEWEL	COMMERCIAL EXPENSE	422209	22.35
ROSATIS PIZZA - SOUTH	COMMERCIAL EXPENSE	422209	65.85
PAYPAL ILLINOISREC	CONFERENCE/EDUCATION	421407	145.00
GOEBBERTS FARM	COMMERCIAL EXPENSE	422209	636.00

**Warrant  
Summary**

**As of October 31, 2023**

DUNKIN	COMMERCIAL EXPENSE	422209	35.44
NETFLIX.COM	PROGRAM SUPPLIES	422409	19.99
WM SUPERCENTER #1814	PROGRAM SUPPLIES	422406	40.63
WM SUPERCENTER #1735	PROGRAM SUPPLIES	422409	296.45
WHEELING DOUGHNUTS & C	COMMERCIAL EXPENSE	422209	8.98
DUNKIN	COMMERCIAL EXPENSE	422209	12.08
ACCURATE OFFICE SUPPLY	PRINTING	422904	451.00
AMAZON	OFFICE SUPPLIES	421105	60.74
844 BOWLERO 800342526	COMMERCIAL EXPENSE	422206	63.00
844 BOWLERO 800342526	COMMERCIAL EXPENSE	422206	199.50
BP#89378072059 HICKQPS	TRANSPORTATION GAS/TOLLS	422801	69.52
AMAZON	COMMERCIAL EXPENSE	422209	30.00
GOEBBERTS FARM	COMMERCIAL EXPENSE	422209	636.00
GOEBBERTS FARM	COMMERCIAL EXPENSE	422209	636.00
RLMEADOWSPARKDIST	COMMERCIAL EXPENSE	422209	576.00
DOLLAR TREE	PROGRAM SUPPLIES	422404	15.50
PAYPAL ILLINOISREC	CONFERENCE/EDUCATION	421407	145.00
AMAZON	PROGRAM DEVELOPMENT	422301	31.60
TST WESTWOOD TAVERN	CONFERENCE/EDUCATION	421405	101.00
AMAZON	PROGRAM DEVELOPMENT	422301	11.88
PORTILLOS HOT DOGS#110	INCLUSION	450021	51.05
AMAZON	INCLUSION	450008	43.94
AMAZON	INCLUSION	450008	27.99
TARGET 00013854	PROGRAM SUPPLIES	422409	10.82
DEERFIELDS BG	COMMERCIAL EXPENSE	422209	20.95
TARGET 00013854	PROGRAM SUPPLIES	422409	11.07
WALMART	PROGRAM SUPPLIES	422409	5.94
JEWEL	PROGRAM SUPPLIES	422409	16.47
GOODWILL RETAIL #153	PROGRAM DEVELOPMENT	422301	19.94
JEWEL	PROGRAM SUPPLIES	422409	43.20
GOEBBERTS FARM	COMMERCIAL EXPENSE	422209	46.80
JEWEL	PROGRAM SUPPLIES	422409	34.30
JEWEL	PROGRAM SUPPLIES	422409	55.88
GOEBBERTS FARM	COMMERCIAL EXPENSE	422209	9.20
WM SUPERCENTER #1420	PROGRAM SUPPLIES	422409	32.16
JEWEL	PROGRAM SUPPLIES	422409	15.26
WALMART	PROGRAM DEVELOPMENT	422301	91.76
PAYPAL ILLINOISREC	CONFERENCE/EDUCATION	421402	210.00
WM SUPERCENTER #1681	PROGRAM SUPPLIES	422409	36.81
JEWEL	PROGRAM SUPPLIES	422409	8.21
GREAT AMERICAN BAGEL W	COMMERCIAL EXPENSE	422209	34.00
KUPPIE S BAKERY	COMMERCIAL EXPENSE	422209	11.83
JEWEL	PROGRAM SUPPLIES	422409	18.86
THORNTONS #0314	COMMERCIAL EXPENSE	422209	15.00
TARGET.COM	COMMERCIAL EXPENSE	422209	15.00
JEWEL	PROGRAM SUPPLIES	422409	28.34
MARIANOS #541	PROGRAM SUPPLIES	422409	12.46
GERRYS CAFE	COMMERCIAL EXPENSE	422209	77.11
MARIANOS #501	PROGRAM SUPPLIES	422409	12.54
IKEA CHICAGO	COMMERCIAL EXPENSE	422209	5.68
WALMART	PROGRAM SUPPLIES	422409	6.62
JEWEL	PROGRAM SUPPLIES	422409	51.95
DOLLAR TREE	COMMERCIAL EXPENSE	422209	11.25
DOLLAR TREE	COMMERCIAL EXPENSE	422209	11.25
JEWEL	PROGRAM SUPPLIES	422409	21.95

## Warrant Summary

As of October 31, 2023

JEWEL	PROGRAM SUPPLIES	422409	30.26
JEWEL	PROGRAM SUPPLIES	422409	4.99
JEWEL	PROGRAM SUPPLIES	422409	21.94
JEWEL	PROGRAM SUPPLIES	422409	27.76
JEWEL	PROGRAM SUPPLIES	422409	4.49
JEWEL	PROGRAM SUPPLIES	422409	14.98
GOLF CENTER DES PLAINE	RENTAL MUNICIPAL	422109	171.00
DOLLAR TREE	PROGRAM SUPPLIES	422409	12.50
JEWEL	PROGRAM SUPPLIES	422409	19.96
JEWEL	PROGRAM SUPPLIES	422409	16.53
GOOGLE GOOGLE STORAGE	PROGRAM SUPPLIES	422406	1.99
HOBBY-LOBBY #0177	PROGRAM SUPPLIES	422409	267.92
AMAZON	PROGRAM SUPPLIES	422409	179.88
AMAZON	PROGRAM SUPPLIES	422409	129.77
AMAZON	PROGRAM SUPPLIES	422409	235.39
AMAZON	PROGRAM SUPPLIES	422409	50.91
AMAZON	PROGRAM SUPPLIES	422409	16.98
AMAZON	PROGRAM SUPPLIES	422409	177.36
AMAZON	PROGRAM SUPPLIES	422409	258.29
AMAZON	PROGRAM SUPPLIES	422409	23.73
AMAZON	PROGRAM SUPPLIES	422409	69.97
AMAZON	PROGRAM SUPPLIES	422409	94.98
TEMU.COM	PROGRAM SUPPLIES	422409	83.52
AMAZON	PROGRAM DEVELOPMENT	422301	11.44
AMAZON	PROGRAM DEVELOPMENT	422301	31.64
AMAZON	PROGRAM SUPPLIES	422409	28.13
AMAZON	PROGRAM SUPPLIES	422409	25.47
AMAZON	PROGRAM SUPPLIES	422409	25.47
AMAZON	PROGRAM DEVELOPMENT	422301	25.96
AMAZON	PROGRAM SUPPLIES	422409	25.47
AMAZON	PROGRAM DEVELOPMENT	422301	35.36
AMAZON	PROGRAM SUPPLIES	422409	25.47
AMAZON	PROGRAM SUPPLIES	422409	25.47
AMAZON	PROGRAM SUPPLIES	422409	25.47
AMAZON	PROGRAM SUPPLIES	422409	14.99
ALDI 40014	PROGRAM SUPPLIES	422409	25.42
WALMART	PROGRAM SUPPLIES	422401	11.18
DOLLAR TREE	PROGRAM SUPPLIES	422401	23.75
SQ GOEBBERTS INC	COMMERCIAL EXPENSE	422204	48.50
TST THE BUONA COMPANI	COMMERCIAL EXPENSE	422204	28.62
ALDI 40077	PROGRAM SUPPLIES	422401	16.95
WALMART	PROGRAM SUPPLIES	422401	10.46
TICKETLEAP 2023 GOEBBE	COMMERCIAL EXPENSE	422204	254.76
KRISPY KREME 0175	COMMERCIAL EXPENSE	422206	9.47
844 BOWLERO 800342526	COMMERCIAL EXPENSE	422206	126.00
LITTLE CAESARS 1764-00	COMMERCIAL EXPENSE	422206	26.75
TICKETLEAP 2023 GOEBBE	COMMERCIAL EXPENSE	422206	114.24
IHOP #3550	COMMERCIAL EXPENSE	422206	101.78
TST REPS PLACE	COMMERCIAL EXPENSE	422206	16.99
ARLINGTON LANES	COMMERCIAL EXPENSE	422206	12.00
TST REPS PLACE	COMMERCIAL EXPENSE	422206	20.48
IPRA INV-31146	COMMERCIAL EXPENSE	422207	60.00
AMAZON	INCLUSION	450012	24.94
PAYPAL ILLINOISREC	CONFERENCE/EDUCATION	421407	145.00
AMAZON	PROGRAM SUPPLIES	422406	29.59

**Warrant  
Summary**

**As of October 31, 2023**

NYTIMES NYTIMES DISC	OFFICE SUPPLIES	421106	6.00
AMAZON	OFFICE SUPPLIES	421105	25.67
HOPS AND HENS	CONFERENCE/EDUCATION	421401	13.83
AMERICAN ACADEMY FOR P	CONFERENCE/EDUCATION	421407	291.00
HOME GOODS	OFFICE SUPPLIES	421105	70.62
AMAZON	OFFICE SUPPLIES	421105	98.13
DAILY HERALD/REFLEJOS	PUBLIC AWARENESS/SUBSCRIPTIONS/ADS	423108	170.80
LOWES #02529	OFFICE SUPPLIES	421105	20.46
AMAZON	OFFICE SUPPLIES	421105	32.59
AMAZON	OFFICE SUPPLIES	421105	34.39
EIG CONSTANTCONTACT.CO	COMPUTERS	421905	145.00
AMAZON	OFFICE SUPPLIES	421105	32.49
IN B&B NETWORKS, INC.	CAPITAL EXPENSES	460003	98.85
RINGCENTRAL INC.	CAPITAL EXPENSES	460003	9783.42
AUTHORIZE.NET	CREDIT CARD AND BANK FEES	421152	25.00
AMAZON	COMPUTERS	421906	29.00
TST WILDBERRY PANCAKE	CONFERENCE/EDUCATION	421405	59.42
CRISIS PREVENTION INST	MEMBERSHIPS/CERTIFICATIONS	421514	1849.00
TST HONEY JAM CAFE -	CONFERENCE/EDUCATION	421406	59.35
WALMART	CONFERENCE/EDUCATION	421406	214.15
SPEEDWAY 05456 402 E D	TRANSPORTATION GAS/TOLLS	422801	300.00
PANERA BREAD #203287 O	INCLUSION	450018	333.95
CRUMBL ARLINGTONHEIGH	INCLUSION	450018	9.50
CRUMBL ARLINGTONHEIGH	INCLUSION	450018	125.09
PORTILLOS HOT DOGS #28	INCLUSION	450022	29.13

# VII. Staff Reports

[Return to Home](#)

Date: November 6, 2023  
To: Tracey Crawford  
From: Andrea Griffin and Rachel Hubsch, Superintendents of Recreation  
Re: Program Report September & October 2023

---

## **NWSRA General Therapeutic Recreation Programs & Services**

The 2023 Fall program season at NWSRA has begun. This season NWSRA is running 37 programs. There are multiple new Programs Leaders that have done an excellent job taking on programs, making them their own and creating quality experiences for NWSRA participants. The Mindfulness Musketeers program focuses on teaching participants the importance of self-regulation, and different coping mechanisms. The Program Leaders have seen great progress in the participants each week with their ability to complete yoga poses and their individual fitness goals. Partner Bowl continues to be one of the programs with the highest registration numbers. For the start of the season, staff have seen multiple participants increase their average score per game to over 100. Venture Squad, a hybrid in house program, after many seasons of running the program “in house” the program has been able to travel into the community for outings this season. Each season this program works with participants to get them ready for community outings, and the group has been able to go out and enjoy the Zurich Make a Difference Day Fun Fair. This is a massive milestone for the program, and all participants involved. This will be used as a steppingstone for next seasons when more community outings are offered for this group.

### **Lightning Athletics**

NWSRA hosted the Illinois Therapeutic Recreation Section (ITRS) of the Illinois Park and Recreation Association (IPRA) Volleyball Tournament on October 15<sup>th</sup> with a total of 8 teams. The NWSRA Silver Lightning team took gold, NWSRA Blue Lightning earned silver in their respective division. The NWSRA White Lightning team earned bronze in their division. The NWSRA Silver Lightning team played on October 21<sup>st</sup> and October 22<sup>nd</sup> at the Special Olympics State Games in Rockford.

The Lightning Floor Hockey Team has eleven athletes this season. The team played in the ITRS Floor Hockey Tournament on October 29<sup>th</sup> in Oak Lawn. The team is looking forward to taking home medals at the Special Olympics State Games at Northeastern Illinois University on November 18-19<sup>th</sup>.

The Special Olympics Bocce qualifier was on October 8<sup>th</sup> and NWSRA had twelve athletes register with eleven choosing to participate. Two athletes took gold and qualified for the Special Olympics Summer Games in June 2024. Nine athletes qualified to play at Special Olympics Sectionals in Rockford 10/14. Five athletes will be continuing to Special Olympics State competition in December in Peoria.

The Sports Banquet was held on October 20<sup>th</sup> at Charger's Banquet Hall and featured a catered dinner, awards recognition, and dancing with a DJ. The evening held fun filled with accolades and fun for all athletes and coaches!

### **Inclusion**

The Inclusion Team held their annual Programming Inclusion Together (PIT) meeting in October. The team got back to the basics and the foundation of the inclusion process to ensure its effectiveness throughout. Topics included the inclusion process itself with a huge reminder that under the ADA, it is required that the participant with a disability does not have any extra steps in the registration process. This means all registration forms should have the ability to request accommodation and/or check an ADA box so that it flags in the system and the park district makes note to contact and see what type of support is needed. Member districts should not say "families who need an accommodation must call, etc." It must be available on the registration form to distinguish that they need accommodation, any additional steps are considered a violation of the ADA. Additionally, we covered the role of the inclusion aides as well as access to programming and the importance of introducing the NWSRA/Member Park District relationship to all new/incoming full and part-time park district staff so there are no gaps in communication. Overall, the meeting allowed for great follow-up conversations, ultimately increasing the processes efficiency.

The Team also held their annual Fall Training for part-time inclusion aides in October, close to 30 staff attended with the following topics covered: Ability Awareness, Program Adaptations and new JotForm's to smooth out evaluations and ongoing assessments.

### **Behavior Team**

At the October 3<sup>rd</sup> Program Staff Meeting the Behavior Team oversaw an Elopement Plan training for all Full-Time NWSRA staff. Topics such as crisis planning, safety plans and what to do in the event of a participant elopement were discussed.

The Behavior Team is currently reviewing the current caseload as staff are gearing up for our Winter Break camps. One goal of the team is to ensure that staff can safely and successfully manage participants negative behaviors that register for our camps. Team members are working closely with the Recreation Therapists that are leading these camps to ensure the success of the programs.



## **Collaboratives**

All six PURSUIT sites have been able to sustain full capacity and provide services to 211 individuals. The sites helped decorate our Sensory Garden for the fall. We were able to harvest several pumpkins that we planted this year!

The following were all-day trips over the past few months that the clients got to enjoy. They had a Zumbathon at Wheeling Park with all PURSUIT sites, Opera in Focus, Yoga in the Park, Goubert's Pumpkin Patch visits and finally a Halloween Party with volunteers from Bear Construction. All six sites sites have the opportunity for dog therapy as well each month. Everyone loves visits from these furry friends!

# MARKETING & PR REPORT SEPTEMBER/OCTOBER 2023

As a leader in the field of Therapeutic Recreation, NWSRA maximizes public outreach through a variety of endeavors. The following report highlights some of the recent marketing and public relations activities:

## GENERAL MARKETING

- Created NWSRA's Winter/Spring Program Guide in conjunction with our Program Development Team. Registration for Winter Spring Programming begins December 4th.
- In conjunction with the Hoffman Estates Park District, NWSRA received a Best of the Best award through IAPD for our Vogeley House Programming Space. Citing the award, this Intergovernmental cooperation "gave rise to an exceptional facility that addresses some unique needs of the community, emphasizing inclusivity and the provision of fair services".
- Collaborated with SLSF and Zurich to promote and host the back by popular demand, Zurich Fun Fair. Photos from this event are on Facebook.
- Staff attended the IAPD Legal Symposium.
- Created materials and promoted NWSRA's Parent Advisory and Advocacy Committee.

## TECHNOLOGY

- With the completion of network upgrades at our Rolling Meadows Space, staff have been preparing for their final project this year at our Hanover Park Park District Programming Space.
- Prepared our Collaboratives department to transfer all shared documents over to Microsoft Sharepoint.

## SLSF MARKETING

- Worked with the SLSF team to promote this years' 2023 Celebrate Ability Gala. A huge number of materials were created for the event including: the program guide, signage, posters, digital graphics and more. This years impact video highlighted the musical talents of NWSRA participants and the impact music plays on their lives.
- Created marketing materials for our back by popular demand, St. Patrick's Day Dinner.
- Staff are currently conducting model interviews for our 2024 Gold Medal Fashion Show.

## STAFF RECOGNITION

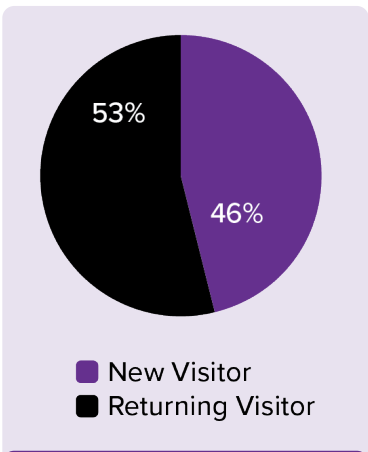
- Rachel Hubsch received the 2023 Helen I. Pontius National Award of Merit through WILS. This prestigious award recognizes women who have made expectational contributions to WILS and the broader field of recreation.
- Tracey Crawford received the Ernest T. Atwell Award. This award through the Ethnic Minority Society (EMS), is their highest yearly award presented to an individual whose work has advanced the park and recreation field forward.



## WEBSITE STATISTICS www.nwsra.org

**8,499**  
TOTAL PAGE VIEWS

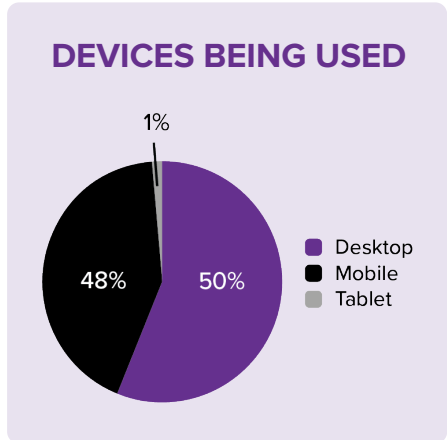
**3,242**  
TOTAL SESSIONS



**1,849** NEW VISITORS

### MOST VISITED PAGES

MOST VISITED PAGES	PAGE VIEWS	AVG. TIME SPENT
1. NWSRA   Homepage	3,299	16 sec
2. NWSRA   NWSRA Brochure	1,297	26 sec
3. NWSRA   Staff	661	1:13
4. NWSRA   Employment	629	30 sec
5. NWSRA   PURSUIT	476	25 sec
6. NWSRA   Jobs	188	21 sec
7. NWSRA   About	186	36 sec
8. NWSRA   Med launch	174	13 sec
9. NWSRA   Portal	129	33 sec
10. NWSRA   Contact	121	31 sec



## SOCIAL MEDIA STATISTICS



People Reached: 4,267  
Total Page Likes: 9,268  
Post Engagements: N/A



Post Impressions: N/A  
Post Reach: 555  
Total Followers: 1,041



Total Followers: 411  
Tweet Impressions: 491  
Profile Visits: N/A



Post Impressions: 1,220  
Total Followers: 1,301  
Page Views: 127

## TRENDING POSTS

- It is with our great pleasure to share that
- Save the date! Saturday, October 21st
- Save the date! Saturday, October 21st
- In honor of labor day, our office will be closing
- Knights of columbus tootsie



## WEBSITE STATISTICS

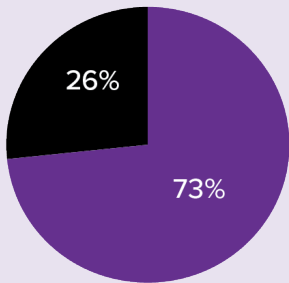
www.nwsra.org

### 8,345

TOTAL PAGE VIEWS

### 3,177

TOTAL SESSIONS



- New Visitor
- Returning Visitor

### 1,725 NEW VISITORS

### MOST VISITED PAGES

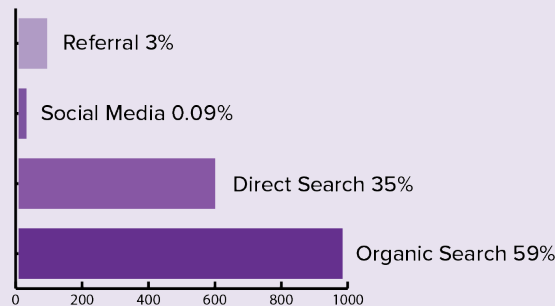
Rank	Page Name	Page Views	Avg. Time Spent
1.	NWSRA   Homepage	3,286	16 sec
2.	NWSRA   NWSRA Brochure	1,196	26 sec
3.	NWSRA   Staff	655	1:17
4.	NWSRA   Employment	564	27 sec
5.	NWSRA   PURSUIT	461	35 sec
6.	NWSRA   Job Portal	155	13 sec
7.	NWSRA   About	148	34 sec
8.	NWSRA   Portal	141	41 sec
9.	NWSRA   Athletics	132	26 sec
10.	NWSRA   Contact	124	27 sec

### PAGE VIEWS

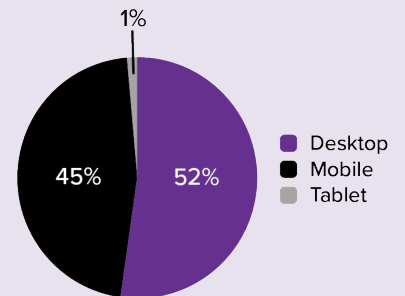
### AVG. TIME SPENT

### TOP CHANNELS

How people visit the website



### DEVICES BEING USED



## SOCIAL MEDIA STATISTICS



People Reached: 5,292  
 Total Page Likes: 9,268  
 Post Engagements: N/A



Post Impressions: N/A  
 Post Reach: 605  
 Total Followers: 1,041




Total Followers: 412  
 Tweet Impressions: 1,422  
 Profile Visits: N/A



Post Impressions: 5,826  
 Total Followers: 1,302  
 Page Views: 147

## TRENDING POSTS

- Our fully accessible Dream Lab includes all
- The Zurich Fun Fair was a Blast!
- The Zurich Fun Fair is in 3 weeks
- Last week, while attending the National Recreation
- Today PURSUIT enjoyed an all-site trip

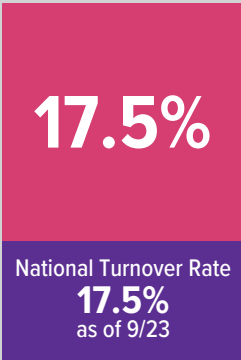


# HR METRICS

3RD QUARTER - JULY/AUGUST/SEPTEMBER 2023

## Turnover Rates

The turnover rates represent the number of part time terminations/resignations within the agency based on the current number of employees. A high turnover rate means employees are being terminated or employees are resigning at a higher rate than the agency is hiring employees. A low turnover rate means employees are being hired at a rate higher rate than employees are being terminated or employees are resigning.



## Employee Count

This shows the comparison of full-time and part-time employees for the past 4 years

	2020	2021	2022	2023
July	38/15	33/213	41/361	41/457
August	38/27	38/209	42/322	43/455
September	38/24	41/220	42/427	42/220

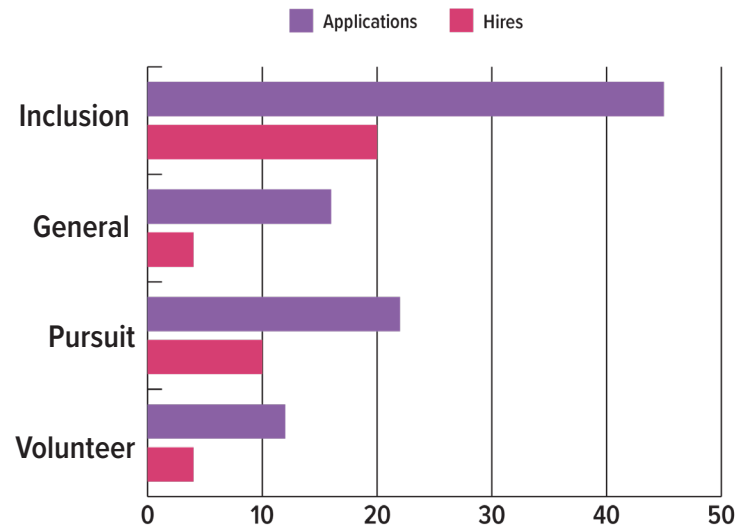
\*Full-Time/Part-Time

## Applications Received vs Applicants Hired

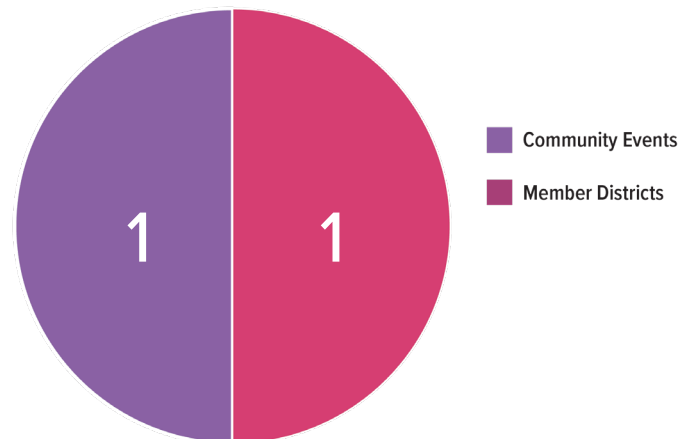
This represents the number of applications submitted by potential employees versus the number of applicants that are actually hired. There are several reasons applicants may not have been hired:  
Total Hired: 38

Reasons we may not have hired some applicants:

- Decline Offer
- No transportation
- Schedule / Availability - Does not meet NWSRA needs
- Lack of minimum eligibility requirements



## Recruiting Events



This shows the different areas we attended for Job Fairs and recruitment events.

Date: November 2023

To: Tracey Crawford, Executive Director

From: Anne Kiwala, Superintendent of Development

RE: SLSF Update for the November NWSRA Board Meeting

---

**Sponsorships:** Sponsorship dollars are part of the SLSF event budgets. In FY 2022, SLSF received \$88,580 in sponsorship revenue. For FY 2023, SLSF budgeted \$97,500 for sponsorships. To date, \$129,875 has been received or pledged. This increase is due in part to presenting sponsors being secured for two of the golf outings, as well as surpassing sponsorship goals for all but one event in 2023.

**Grants:** The FY 2023 SLSF budgeted \$127,500 in grant revenue. To date, SLSF has applied for \$277,750 in grants with \$112,250 approved and an additional \$63,000 in applications expecting a response by the end of the year. In addition, letters of inquiry have been submitted to 11 new organizations for a total of \$130,000 pending. Current grant submissions are focused on General Programming and the Accessible Greenhouse project.

**Events:** The FY 2023 Fundraising Events budgeted amount is \$270,740. Some sponsorship dollars are included in the fundraising events revenue. At the close of the month of October, fundraising event revenue is \$298,690.

The 30<sup>th</sup> Anniversary Celebrate Ability Gala will be held on Friday, November 3<sup>rd</sup> and is anticipated to have 195 attendees, The current focus is maximizing attendance for the Celebrate Ability Gala, which is celebrating its 30<sup>th</sup> anniversary on November 3<sup>rd</sup>. Invitations were sent to attendees from the past 10 years, as well as all past honorary chairs. Last year's gala attendance was 182, and projected attendance in 2023 is 195. The impact auction at this year's gala will fundraise to renovate the NWSRA music room at the Rolling Meadows Community Center. The event is budgeted to bring in \$61,750 this year.

**Grants to NWSRA:** SLSF is budgeted to provide \$297,303.33 in grants to NWSRA for 2023. The budgeted amount was raised to include funds not granted to NWSRA in 2022. The grant is paid in three installments in May, October, and December. As of November, SLSF has granted \$190,036.99 to NWSRA. The final installment will be paid in December. The total amount granted to NWSRA in 2023 will be less \$42,913 due to SLSF paying Clearbrook directly for PURSUIT expenses. In addition to the pillar grants, SLSF also funded \$50,000 toward the Accessible Greenhouse project.

**Donations:**

Donation Type	2022	2023
Unrestricted	\$84,325	\$91,642
Restricted	\$4,030	\$2,138
<b>Total Donations</b>	<b>\$88,355</b>	<b>\$93,780</b>

**Collaboration & Outreach:**

- The Ride for Autism Chicago held in September brought in \$20,000 for SLSF
- In the month of October, SLSF staff attended 44 networking events to promote events and sponsorship opportunities



JOIN US FOR  
*Our Annual*  
**holiday**  
**LUNCHEON**

WEDNESDAY, DECEMBER 13TH  
 11:30AM UNTIL 2:00PM  
 CHANDLER'S STEAK HOUSE

401 N. ROSELLE RD  
 SCHAUMBURG, IL 60194

*Agenda*

11:30 AM - COCKTAILS  
 12:00 - 2:00 PM - LUNCH & PRESENTATION

Kevin T. Kendrigan Spirit Award

Chairman Partnership Award

Media Partner Award  
 Daily Herald

PLEASE RSVP TO  
 MEGAN O'BRIEN AT  
 MOBRIEN@SLSF.ME OR  
 847/392-2848, EXT. 267  
 BY NOVEMBER 20, 2023

# VIII. Old Business

[Return to Home](#)



Date: November 15, 2023  
To: NWSRA Board of Directors  
From: Tracey Crawford, Executive Director  
RE: Ratification of Acceptance of the NWSRA Audit

---

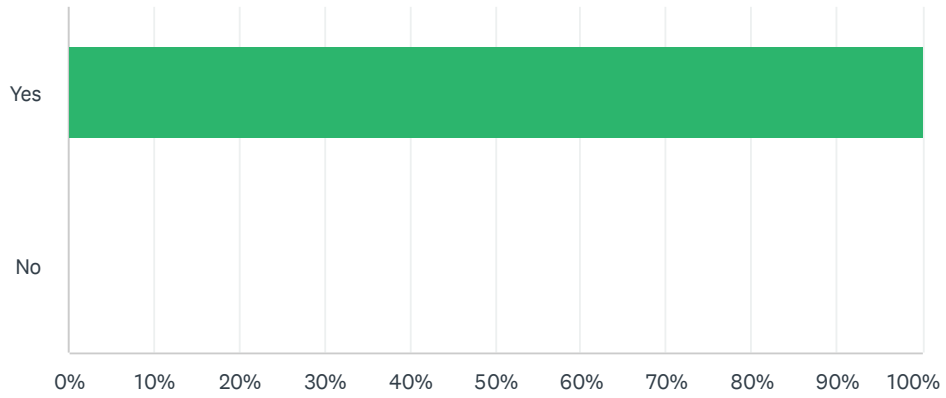
An electronic vote to accept the FY202 NWSRA Audit was conducted via Survey Monkey and sent to the NWSRA Board on September 27, 2023. As of 10/12/2023, 14 of the 17 Board members have voted yes to accept the Audit, one Board member abstained and three Board members have not participated.

**Motion**

Motion to ratify the acceptance of the FY2022 NWSRA Audit.

# Q1 I accept the FY 2022 Audit as presented by Seldon Fox.

Answered: 14 Skipped: 1



ANSWER CHOICES	RESPONSES	
Yes	100.00%	14
No	0.00%	0
<b>TOTAL</b>		<b>14</b>



**Illinois Association of Park Districts**



October 27, 2023

Ms. Tracey Crawford, CTRS, CPRP  
Executive Director  
NWSRA  
3000 W. Central Road, Suite 205  
Rolling Meadows, IL 60008

Dear Tracey:

On behalf of the Distinguished Park and Recreation Accreditation Committee, I would like to congratulate you and your staff on a successful team visit and evaluation towards accredited status. The team members were very impressed with you and your staff’s organizational efforts and professionalism during our visit.

As I indicated in our post audit discussion, NWSRA scored well enough within all sections and achieved a total preliminary score of 494.5572 of the 470 points needed to pass.

The scoring by section is as follows:

Section 1	99.4709
Section 2	96.8641
Section 3	98.2222
Section 4	100.00
Section 5	100.00
TOTAL	494.5572

This level of scoring is an achievement you and your staff should be proud of in obtaining accreditation. By dedicating the time and effort to go through the review and compilation of materials, as well as the evaluation process, NWSRA has shown a commitment to meeting the highest standards of our profession. This accomplishment is most noteworthy and reflects credit upon the Board, the Executive Director, and the entire SRA’s staff. Attached are post evaluation comments indicating areas the review team felt were strengths of NWSRA along with areas that were deficient or weak.

On behalf of the evaluation team, I again congratulate NWSRA on a successful review. We will see you at the Joint Distinguished Accreditation Review Board meeting which will be held at the Bartlett Park District on November 20, 2023, at 11:00 a.m. Your mentor, Ron Salski, will provide you with more details of this meeting and lunch event.

If you have any questions regarding the items included in this post review letter, please feel free to contact me via phone or e-mail as listed below.

Sincerely,

*Jason Herbster*

Jason Herbster, CPRP  
JDPRAC Evaluation Team Leader  
(815) 459-0680  
jherbster@crystallakeparks.org

cc: Jan Arnold  
Carlo Capalbo  
George Yarzak

# IX. New Business

[Return to home](#)

Date: November 6, 2023  
To: NWSRA, Board of Directors  
From: Tracey Crawford  
Re: Member District Benefits

---

The NWSRA Superintendent of Recreation, Andrea Griffin, reached out to all 17 Member District Superintendents to inquire about what each districts current offerings of services, memberships and programs are available to NWSRA Full Time Staff. Member District Superintendents than gave approval to continue with the current offering or informed the NWSRA Superintendent of Recreation of changes to the current offerings by reviewing the Yearly Member District Benefits Form. See enclosed offerings for 2024 to NWSRA Full Time Staff in good standing from NWSRA Member Park Districts.

NWSRA recognizes the importance of a healthy lifestyle; therefore, the enclosed memo outlines the benefits available, NWSRA programs and services that are offered to Member District full time staff.

In December, interested NWSRA Full Time staff will designate one Member District as their "Home" Park District. Each Member District will receive the NWSRA Individual Employee "Home" District Form, indicating that their Park District has been selected for this benefit. In the event that the Full-Time staff becomes separated from NWSRA, the member district will be notified.

updated 10/2023

family means spouse + dependents

Park District	Participating		2024Benefits	
	Pool Pass	Fitness Pass	Discounted Rate for Programs	Other
Arlington Heights	family	employee		
Bartlett				not participating at this time at this time
Buffalo Grove	family	family	family golf	complimentary programming for immediate family (direct cost for contracted programs).
Elk Grove				no benefits to offer for employees at this time
Hanover Park	family	family		
Hoffman Estates				handle each request by NWSRA staff on a case by case basis
Inverness				no benefits to offer for employees at this time
Mt. Prospect	family	family		100% discounts off of programs - employee responsible for supply/contractal fees. 50 18-hole rounds (if all rounds used, discounted rate for rounds
Palatine	family	family		Immediate family discounted rate for special events, complimentary most programs including Fitness Center and Pool Pass, 25% towards contractual programs, 50% discount for in-house camps, \$25 a month for Harper Fitness Center/Pool Pass combined, 15% discount on Facilities and Shelters and non-prime time discounted golf fees and 50% Cutting Hall Discount tickets (min 2 tickets)
Prospect Heights	family	family		Old Orchard Country Club Pass - 20 use pass & complimentary programming (contracted programs 100% cost) for immediate family & discounted facility usage
River Trails	family	family		complimentary programming for immediate family (direct cost for contracted programs)
Rolling Meadows	family	family	family skate pass	Resident rate on all programs, 50% discount on non-contractual programs (excluding preschool and EC day camp), 75% discount on school age camp, direct cost of contractual programs
Salt Creek				Complimentary programming for immediate family on non-contractual programs (excludes day camp, preschool & leagues, limit 1 per season). Free fishing & boating & discounted golf 50% off.
Schaumburg	family	family		Complimentary dog park membership. Complimentary court time at STP (walk-on only). 10% discount off resident rate for: Contractual program, One-to-one services, arties and rentals. Complimentary paddle boat rentals at Volkening Lake. 50% discount on CRC nursery services.
South Barrington				no benefits to offer for employees at this time
Streamwood	employee	employee		complimentary programming for immediate family (direct cost for contracted programs)
Wheeling	employee	employee		Time staff either a Health & Fitness membership or a Family Aquatic Center (seasonal) membership



*"We exist to provide outstanding opportunities through recreation for children and adults with disabilities."*

11/2022

### **Yearly Member District Services and Program Usage**

Promoting healthy lifestyles and providing access to leisure and recreational activities has proven to decrease health care costs, reduces depression, relieve stress and improve quality of life. NWSRA and its Member Districts have recognized this benefit through the Member Park District Services, Memberships and Program Usage Agreement. A unique benefit of the collaboration between NWSRA and Member Districts is the access of services, memberships and programs that are offered to Member District Full Time Staff.

The following benefits will be extended to Member District Full Time Staff and their immediate families, which includes spouse and/or children living in the same household. All transportation fees must be paid in full by the Member District Full Time Staff and/or their immediate family.

#### GENERAL RECREATION PROGRAMS/VERTUAL PROGRAMS & SPECIAL EVENTS

- There will be no fee for programs with the exception of Day Camp in which a 50% fee will be charged
- Direct cost for contractual programs/events will be charged to the employee and/or their immediate family
- Employee and/or immediate family is responsible for all out of pocket expenses in connection with attendance in the program

#### SPORTS

- There will be no fee for programs
- Employee or immediate family is responsible for cost of costumes, uniforms, spirit wear and tournament fees if not covered in program registration fee

#### SWIM LESSONS

- A 75% fee will be charged for all group and individual swim lessons

#### 1:1 THERAPY/SPECIALITY THERAPY PROGRAMS/ MUSIC LESSONS

- These programs are not eligible for reduced or complimentary programming

#### PURSUIT ADULT DAY PROGRAM

- These programs are not eligible for reduced or complimentary programming

#### CLUBS

- Employee and/or immediate family is responsible for all out of pocket expenses in connection with attendance in the program

An extension of the local park districts serving

Arlington Heights • Bartlett • Buffalo Grove • Elk Grove • Hanover Park • Hoffman Estates • Inverness • Mount Prospect  
Palatine • Prospect Heights • River Trails • Rolling Meadows • Salt Creek • Schaumburg • South Barrington • Streamwood • Wheeling



Date: November 15, 2023  
To: Christina Ferraro, Chair  
From: Tracey Crawford, NWSRA Executive Director  
Re: Memo for Summer Day Camp 2024 Commercial Transportation

Representatives from First Student, Grand Prairie Transit and Safeway Transportation Services attended the bid opening on Monday, October 16, 2023. All three bids were opened, and all three bus companies met the bid specs.

A summary of the comparison between the three bus companies is attached for Board review.

Grand Prairie Transit came in at the lowest bid. Based on Day Camp 2024 anticipated needs, the expenses for commercial transportation are estimated to be \$103,480.00.

Staff are recommending the acceptance of the bid from Grand Prairie Transit.

To: Tracey Crawford, Executive Director  
 From: Rachel Hubsch, Superintendent of Recreation  
 Re: Commercial Transportation Bid Summary for Summer Day Camp 2024  
 Date: November 15, 2023

Requests for Commercial Transportation bids for NWSRA Day Camp were published in the Daily Herald. Three transportation companies submitted bids (First Student, Grand Prairie Transit and Safeway), representatives from all companies attended the bid opening on Monday, October 16 at 9:30 a.m. NWSRA staff attending the bid opening were Rachel Hubsch, Superintendent of Recreation and Kate Moran, Manager of Special Recreation. The table below depicts the fees for the submitted bids.

Company	Pick up/ drop off daily fee	Door-to- Door daily fee	Field Trips	Air Conditioning	Bus Aide Fee	Cert. Of Ins. Provided
First Student	\$300.00	\$300.00	\$75.00/hour charge gate to gate	Yes	\$25.00 per hour	Yes
Grand Prairie Transit	\$219.50	\$219.50	\$55.00/hour charge pick up point to drop off point	Yes	\$21.30 per hour	Yes
Safeway	\$216.00	\$216.00	\$54.00/hour charge gate to gate	Yes	\$22.00 per hour	Yes

The tables below compare all three companies based on anticipated 2023 Day Camp needs.

First Student	Daily Rate	# Routes	# Days	# Hours	# Field Trips	Total
PU/DO (8 week camp)	\$ 300.00	5	38			\$ 57,000.00
PU/DO (4 week camp)	\$ 300.00	7	20			\$ 42,000.00
D-T-D Routes (4 week camp)	\$ 300.00	3	20			\$ 18,000.00
Field Trips (Gate to Gate)	\$ 75.00			7	65	\$ 34,125.00
Bus Aides (8 week camp)	\$ 25.00	0	38	4		\$ -
Bus Aides (4 week camp)	\$ 25.00	0	20	4		\$ -
						<b>\$ 151,125.00</b>

Grand Prairie Transit	Daily Rate	# Routes	# Days	# Hours	# Field Trips	Total
PU/DO (8 week camp)	\$ 219.50	5	38			\$ 41,705.00
PU/DO (4 week camp)	\$ 219.50	7	20			\$ 30,730.00
D-T-D Routes (4 week camp)	\$ 219.50	3	20			\$ 13,170.00
Field Trips (PU/DO Point)	\$ 55.00			5	65	\$ 17,875.00
Bus Aides (8 week camp)	\$ 21.30	0	38	4		\$ -
Bus Aides (4 week camp)	\$ 21.30	0	20	4		\$ -
						<b>\$ 103,480.00</b>

Safeway Transportation	Daily Rate	# Routes	# Days	# Hours	# Field Trips	Total
PU/DO (8 week camp)	\$ 216.00	5	38			\$ 41,040.00
PU/DO (4 week camp)	\$ 216.00	7	20			\$ 30,240.00
D-T-D Routes (4 week camp)	\$ 216.00	3	20			\$ 12,960.00
Field Trips (Gate to Date)	\$ 54.00			7	65	\$ 24,570.00
Bus Aides (8 week camp)	\$ 22.00	0	38	4		\$ -
Bus Aides (4 week camp)	\$ 22.00	0	20	4		\$ -
						<b>\$ 108,810.00</b>

History:

Grand Prairie Transit was awarded the bid in 2013, 2015, 2016, 2017, 2019 and 2022. First Student was awarded the bid in 2011, 2012, 2014 and 2018. Safeway was awarded the bid in 2023.

The projected bus bid for 2024 is lower than 2023 due to not utilizing bus aides from the Transportation company and lowering the number of Field Trips and assigning FT staff with CDL's to assist with more field trips.

Reference Checks:

NWSRA has worked with Grand Prairie for numerous years and are very familiar with the staff on site. References were not necessary this year, but Grand Prairie still provided letters of support.

**Motion:** To accept the lowest bid from Grand Prairie Transit and to budget **\$103,480.00** for 2024 Day Camp Commercial Transportation.

# X. Information /Action Items

[Return to home](#)



## Preliminary Notice of Illinois Municipal Retirement Fund Contribution Rate for Calendar Year 2024

Date April 2023

Employer name NORTHWEST SPEC REC ASSN

Employer No. 05436

**The employer rate below is based on a 10 year amortization period for most employers. Overfunded employers will receive a letter outlining options available to accelerate the amortization of their overfunding (which reduces rate) if they so choose.**

Your IMRF contribution rates on all earnings paid to IMRF members and employer rate in the 2024 calendar year are as follows:

<b>IMRF Contributions</b>	
<b>Regular</b>	
<b>Member Contributions</b> (tax-deferred) .....	4.50%
<b>Employer Contributions</b>	
<b>• Retirement Rate</b>	
Normal Cost .....	4.39%
Funding Adjustment <over> under .....	< 2.80%>
Net Retirement Rate .....	1.59%
<b>• Other Program Benefits</b>	
Death.....	0.06%
Disability.....	0.08%
Supplemental Benefit Payment.....	0.62%
Early Retirement Incentive .....	0.00%
<b>• TOTAL EMPLOYER RATE</b> .....	<b>2.35%</b>

The Final Notice of IMRF Contribution Rates for Calendar Year 2024 will be posted in November 2023. If you have any questions regarding this preliminary rate notice, please contact the IMRF Employer Account Analyst at 1-800-ASK-IMRF.

NORTHWEST SPEC REC ASSN  
TRACEY M. CRAWFORD, EXECUTIVE DIRECTOR  
3000 CENTRAL RD  
ROLLING MEADOWS IL 60008-2551



We exist to provide outstanding opportunities through recreation for children and adults with disabilities.

**Northwest Special Recreation Association  
2024 Committee/Task Force Assignments**

**EXECUTIVE COMMITTEE**

**Craig Talsma, Chair**  
**Jim Jarog, Vice Chair/Finance Chair\*\***  
**Christina Ferraro, Past Chair**  
**Ben Curcio, Personnel Committee Chair**  
**Kevin Romejko, Organizational Treasurer**

**SPECIAL LEISURE SERVICES FOUNDATION**

**Kevin Romejko, Secretary and Organizational Treasurer\*\*\***  
Erika Strojinc  
Bret Fahnstrom  
Christina Ferraro

**PERSONNEL COMMITTEE**

**Ben Curcio, Chair**  
Jan Buchs  
Carrie Fullerton  
Rita Fletcher  
Jeffrey Janda  
Tony LaFrenerre  
Steve Bessette

**FINANCE COMMITTEE**

**Jim Jarog, Vice Chair\*\***  
Kevin Romejko  
Bob Dowling  
Diane Hilgers  
Jay Morgan  
Benjamin Rae

**SRA/History/Guidelines Task Force**

**Jan Buchs, Chair**

**ADA COMPLIANCE PROJECT COMMITTEE**

Ian Pickett  
**Vacant**  
Erika Strojinc  
Kevin Romejko  
Tracey Crawford  
Andrea Griffin

**\*\*The Vice Chair for the NWSRA Board also serves as the Finance Committee Chair.**

**\*\*\* The Organizational Treasurer for the NWSRA Board and SLSF Board will always be the Executive Director of Rolling Meadows Park District.**

An extension of the local park districts serving

Arlington Heights • Bartlett • Buffalo Grove • Elk Grove • Hanover Park • Hoffman Estates • Inverness • Mount Prospect  
Palatine • Prospect Heights • River Trails • Rolling Meadows • Salt Creek • Schaumburg • South Barrington • Streamwood • Wheeling

## NWSRA Board Member Start Dates, Executive Committee Assignments and SLSF Board Assignments

<i>Year Assigned to NWSRA Board</i>	<i>Name</i>	<i>Member District</i>	<i>Become Personnel Committee Chair</i>	<i>Become Vice Chair/Finance Committee Chair</i>	<i>Become Chairman of the Board</i>	<i>Start Serving on SLSF Board (3-Year Term)</i>
2002	Jan Buchs	Wheeling	2029	2030	2031	2032
2005	Rita Fletcher	Bartlett	2030	2031	2032	2033
2007	Jay Morgan	So. Barrington	2031	2032	2033	2034
2010	Diane Hilgers	Salt Creek	2032	2033	2034	2035
2012	Tony LaFrener	Schaumburg	2033	2034	2035	2036
2012	Bob Dowling	Inverness	2034	2035	2036	2037
2014	Bret Fahnstrom	River Trails	2035	2036	2037	2038
2016	Christina Ferraro	Prospect Heights	2036	2037	2038	2039
2017	Craig Talsma	Hoffman Estates	2021	2022 & 2023	2024	2025
2018	Jim Jarog	Mount Prospect	O'Brien vacated PC 11/2023	2024	2025	2026
2019	Ben Curcio	Elk Grove	2024	2025	2026	2027
2019	Jeff Janda	Streamwood	2025	2026	2027	2028
2020	Carrie Fullerton	Arlington Heights	2026	2027	2028	2029
2023	Erika Strojinc	Buffalo Grove	2027	2028	2029	2030
2023	Benjamin Rae	Palatine Park District	2028	2029	2030	2031
2023/2024	Steve Bessette	Hanover Park Park District	2029	2030	2031	2032
2020	Kevin Romejko	***Rolling Meadows	Ongoing Treasurer	Ongoing Treasurer	Ongoing Treasurer	Ongoing Treasurer

- A Three-year term on the NWSRA Executive Committee will start when you become the Personnel Committee Chair. Each position on the Executive Committee carries a one-year term.
- \*The Executive Director of Rolling Meadows Park District will serve as Treasurer to both NWSRA and SLSF Board indefinitely.



*"We exist to provide outstanding opportunities through recreation for children and adults with disabilities."*

**NWSRA  
Board Meeting Schedule - Calendar Year 2024  
Northwest Special Recreation Association**

December 13, 2023	Annual Meeting – Public Hearing for FY 2024 Budget (Second Wednesday)
January 31, 2024	Year in Review (Third Wednesday due to IPRA Conference)
March 20, 2024	(Third Wednesday)
May 22, 2024	(Fourth Wednesday)
July 24, 2024	(Fourth Wednesday)
September 25, 2024	(Fourth Wednesday)
November 20, 2024	(Third Wednesday) – Due to the Thanksgiving Holiday
December 11, 2024	Annual Meeting – Public Hearing for FY 2025 Budget (Second Wednesday) – Held at Chandlers, Schaumburg, IL

**NOTE: The Executive Committee meets one hour prior to all meetings at 9:30 am – All Board meetings will begin at 10:30 a.m., at Park Central, 3000 Central Road, Rolling Meadows, unless otherwise indicated. – These meetings are open to the public.**

\*\*\*\*\*

Anyone who plans to attend a meeting, and who requires special accommodation due to a disability, should contact NWSRA 48 hours in advance of the meeting.

**COMMITTEES:**

**Committee Meetings at 3000 Central Road Rolling, Meadows at 10:30 am unless otherwise indicated. – These meetings are open to the public.**

Personnel Committee – October 4    Finance Committee – May 22 (9:30 am) & November 1



Date: November 6, 2023  
To: NWSRA, Board of Directors  
From: Tracey Crawford  
Re: SLSF Member Park District Event Sponsorship

---

Event sponsorship has always been a powerful marketing tool and essential part of any event. Sponsorship is mutually beneficial and builds relationships that benefit the organizations involved as well as the community. Event sponsorship represents one of the core purposes of every event - the community contribution.

SLSF has been providing sponsorship to Member Park Districts since 2017. Through continued sponsorship of Member Park District events, NWSRA and SLSF hope to reinforce the team environment, while acknowledging and saying, "thank you", for all that our Member Park Districts do for NWSRA participants, families, and staff.

The following Member Park District events were supported by Special Leisure Services Foundation in 2023:

Arlington Heights Park District, Picnic in the Park  
Bartlett Park District, Holiday Shopping Blitz  
Mt. Prospect Park District, Fall Fest  
Palatine Park District, Big Trucks  
River Trails Park District, Boo Fest  
Wheeling Park District, Kids Fest

The following Member Park District events, will be supported by Special Leisure Services Foundation in 2024:

Buffalo Grove Park District  
Elk Grove Park District  
Schaumburg Park District  
Streamwood Park District  
Salt Creek Park District

# The best of the best

*Prospect Heights Park District, resident artists win award for annual ArtWalk*

BY ERIC PETERSON  
epeterson@dailyherald.com

The Prospect Heights Park District and a pair of resident artists were honored with the 2023 Arts in the Park award at last week's Illinois Association of Park Districts' Best of the Best Awards Gala.

Mara Lovisetto and Kate Tully earned the award through their contributions to the park district's annual ArtWalk.

"We are thrilled for this meaningful opportunity to recognize Mara and Kate on a statewide level for making significant contributions to the Prospect Heights community," said park district Executive Director Christina Ferraro.

"The gala event provides a public platform to thank them for giving so generously of their time, talents and resources to further the park and recreation mission."

The ArtWalk was the brainchild of Lovisetto and Tully, also known as founders of The Sunflower Project.

Lovisetto was virtually teaching art to elementary school students during the pandemic in 2020 and came up with an assignment to create sunflowers out of anything they could find in their homes.

"Van Gogh's famous paintings of sunflowers are symbolic of the sun," she said. "I wanted the students to enjoy sunflowers and know that everything would be OK. The sun would come out."

Telling others of how much joy the project brought inspired the pop-up art program at Izaak Walton Park. They contributed to an outdoor display that could be enjoyed while keeping socially distant.



COURTESY OF PROSPECT HEIGHTS PARK DISTRICT

**The Prospect Heights Park District received the 2023 Arts in the Park Award at last week's Illinois Association of Park Districts Best of the Best Awards Gala.**

Tully created several pieces for the display, and has since joined with Lovisetto on other annual ArtWalk themes, including Scarecrows, Pollinator & Birds, Mushroom Magic, and this year's Bird of a Feather. Artists don't need to live within the park district to contribute.

A previously underutilized space along busy Elmhurst Road, Izaak Walton Park has since become the recipient of many restoration efforts.

"The Prospect Heights Park District looks forward to continuing to work with Kate and Mara from the Sunflower Project to offer the ArtWalk event for our community for years to come," parks board President Tim Jones said.

Last week's state award brings even broader attention to these innovations.

The award recognizes exceptional efforts to support the arts and partner with artists to enhance the quality of life within a community.



JOHN STARKS/jstarks@dailyherald.com

**Mara Lovisetto, left, a retired elementary school art teacher, and Kate Tully, a professional artist, walk through Izaak Walton Park and their "Mushroom Magic" art display in June.**



COURTESY OF THE PROSPECT HEIGHTS PARK DISTRICT

Re  
noi  
of I  
20  
Par  
bel  
Pro  
Par  
are  
Su  
of I  
Do  
Ka  
Ma  
an  
Dir  
Fer

## Hoffman Estates

# Park district wins prestigious National Gold Medal Award

**BY ERIC PETERSON**  
epeterson@dailyherald.com

The Hoffman Estates Park District has received the most prestigious national award within the parks and recreation industry — becoming the Grand Plaque recipient of the National Gold Medal Award among agencies serving a population between 35,001 and 75,000.

The management excellence award was presented by the American Academy of Parks and Recreation Administration at this month's National Recreation and Parks Association conference in Dallas.

The park district previously won the award in 2009.

"We are honored in being recognized with the Gold Medal Award; it truly exemplifies all the hard work of our commissioners, volunteers and terrific staff in providing first class parks, facilities and recreational programming

for our residents," Executive Director Craig Talsma said in a statement. "We will continue to strive in offering the very best we can for our community."

The Hoffman Estates Park District also received its third accreditation from the Commission for Accreditation of Park and Recreation Agencies. Only nine Illinois park districts have received this accreditation, which Hoffman Estates has continuously maintained for the past decade.

Officials say the park district has received more state and national accreditations, along with its Gold Medal recognitions, than any other park district in Illinois.

"We are thrilled for our community, and everyone involved with our great park district," park board President Raj Chhatwani said in a statement. "This Gold Medal Award is the absolute best a park district can achieve."



COURTESY OF HOFFMAN ESTATES PARK DISTRICT

**Pictured left to right are AAPRA President Janet Bartnik, Hoffman Estates Park District Executive Director Craig Talsma, Hoffman Estates Park District Superintendent of Special Projects Cindy Flynn, AAPRA Gold Medal Program Administrator Shelley Dahle, Hoffman Estates Park District Commissioner Keith Evans, and AAPRA Lead Gold Medal Judge Jennifer Cirillo.**

# **XII. Action as a result of Closed Session**

[Return to home](#)

**NORTHWEST SPECIAL RECREATION ASSOCIATION  
RESOLUTION NO. R2023-2**

**A RESOLUTION DETERMINING THE CONFIDENTIALITY OF CLOSED SESSION MINUTES**

WHEREAS, Section 2.06(d) of the Open Meetings Act, 5 ILCS 120/2.06(d), requires the Board of Park Trustees (“Agency Board”) of the Northwest Special Recreation Association (“Agency”) to meet periodically, but no less than semi-annually, to review the minutes of all closed meetings and to determine and thereafter report in open session whether (i) the need for confidentiality still exists with respect to all or parts of those minutes, or (ii) that the minutes or portions thereof no longer require confidential treatment and are available for public inspection.

**NOW THEREFORE, IT IS HEREBY RESOLVED** by the Board of Trustees of Northwest Special Recreation, Cook County, Illinois, as follows:

1. The foregoing preambles to this Resolution are hereby incorporated by this reference in, and made a part of, this Resolution.

2. The Agency Board, having met periodically but not less than semiannually to review all previously unreleased closed session meeting minutes, hereby determines as of the date of this resolution that the following sets of closed session minutes, or portions thereof, no longer require confidential treatment and are available for public inspection:

- A.
- B.
- C.

3. The Agency Board hereby further determines that the need for confidentiality still exists as to all closed session minutes, or portions thereof, not listed in Section 2 above, and the same shall not be released for public inspection.

4. This Resolution shall be in full force and effect from and after its adoption as provided by law.

Adopted this 15<sup>th</sup> day of November 2023 by roll call vote as follows:

AYES:

NAYS:

ABSENT:

\_\_\_\_\_  
Christina Ferraro,  
Chair, Board of Trustees

ATTEST:

\_\_\_\_\_  
Tracey Crawford, Recording Secretary  
Board of Trustees

STATE OF ILLINOIS )  
                                  )  
COUNTY OF COOK )

**SECRETARY'S CERTIFICATE**

I, Tracey Crawford, do hereby certify that I am the Secretary of the Board of Trustees of Northwest Special Recreation Association, Cook County, Illinois and as such, I am keeper of the records, files and seal of said Agency; and

I HERBY CERTIFY that the foregoing instrument is a true and correct copy of:

**A RESOLUTION DETERMINING THE CONFIDENTIALITY OF CLOSED SESSION MINUTES**

adopted at a duly called Regular Meeting of the Board of Trustees of Northwest Special Recreation Association held at 3000 Central Road, Rolling Meadows, IL at 10:30 a.m. on this 15<sup>th</sup> day of November, 2023.

I do further certify that the deliberations of the Board on the adoption of said resolution were conducted openly, that the vote on the adoption of said resolution was taken openly, that said meeting was called and held at a specified time and place convenient to the public, that notice of said meeting was called and held in strict compliance with the provisions of the Open Meetings Act of the State of Illinois, as amended, and with the provisions of the Agency Code of the State of Illinois, as amended, and that the Board has complied with all of the provisions of said Act and said Code and with all of the procedural rules of the Board.

IN WITNESS WHEREOF, I hereto affix my official signature and the seal of said Northwest Special Recreation Association at Rolling Meadows, Illinois, this 15<sup>th</sup> day of November, 2023.

\_\_\_\_\_  
Tracey Crawford

[SEAL]